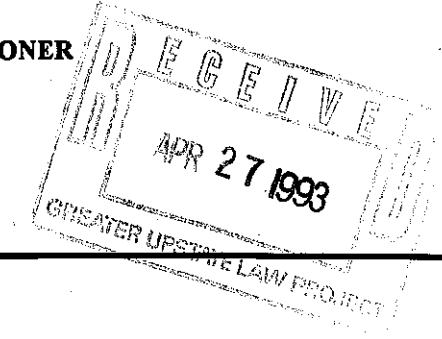


NEW YORK STATE DEPARTMENT OF SOCIAL SERVICES

GREGORY M. KALADJIAN, ACTING COMMISSIONER

SOCIAL STATISTICS

December 1992



Note: Annual 1992 tables are contained in this issue.

Income Maintenance: Public Assistance recipients totaled 1,558,333 in December 1992, increasing 32,067 (+2.1%) from the previous month. Similarly, expenditures for Public Assistance increased \$13.3 million (+4.2%) in December, totaling \$333.3 million. These increases occurred in both the AFDC and Home Relief programs. It should be noted that during December 1992 approximately 13,500 New York City PG-ADC cases and persons were transferred from PG-Home Relief to the Aid to Families with Dependent Children program. These cases and recipients are counted in both programs.

For the Calendar year 1992, Public Assistance expenditures totaled \$3,803.9 million with a monthly average recipient count of 1,509,796. Current year costs increased \$245.9 million (+6.9%) over 1992, while the monthly average number of individuals increased 90,356 (+6.4%) in CY 1992.

Medical Assistance: Expenditures for Medicaid during December 1992 totaled approximately \$1.2 billion, bringing the annual total for 1992 to \$14.7 billion. That amount is an 8.6 percent increase over 1991 expenditures.

Medicaid payments were made for a monthly average of 1,544,360 persons during 1992. Persons eligible for services averaged 2,749,561 per month during the year. Both figures represent increases of just over 7 percent from 1991.

Food Stamps: Individuals receiving Food Stamps Benefits totaled 2,001,980 in December 1992, increasing 25,448 (+1.3%) from the previous month. Total value of Food Stamps Benefits was \$147.6 million in December, increasing \$2.3 million (+1.6%) from November.

For the Calendar Year 1992, Food Stamp recipients averaged 1,927,088 per month, increasing 160,335 (+9.1%) from the previous year's monthly average. Total expenditures for CY 1992 were \$1,644.6 million, increasing \$280 million (+20.6%) over the previous year.

Supplemental Security Income: For the month of December 1992, SSI recipients totaled 489,606 increasing 2,881 (+0.6%) over the previous month. Expenditures for December totaled \$178.7 million, increasing \$4.0 million (+2.3%) over November 1992.

Year-end totals for 1992 for the SSI Program were as follows: Monthly average recipients: 466,705; total expenditures: \$2,012,383,429. These are both growths over CY 1992.

Child Support Enforcement: Collections for the October-December 1992 quarter totaled \$127,884,563 decreasing \$4.3 million (-3.3%) from the previous quarter, but increasing \$16.9 million (+15.2%) from the same quarter a year ago.

Total collections for calendar year 1992 were \$511.9 million, compared to \$442.4 million last year, a growth of \$69.5 million (+15.7%)

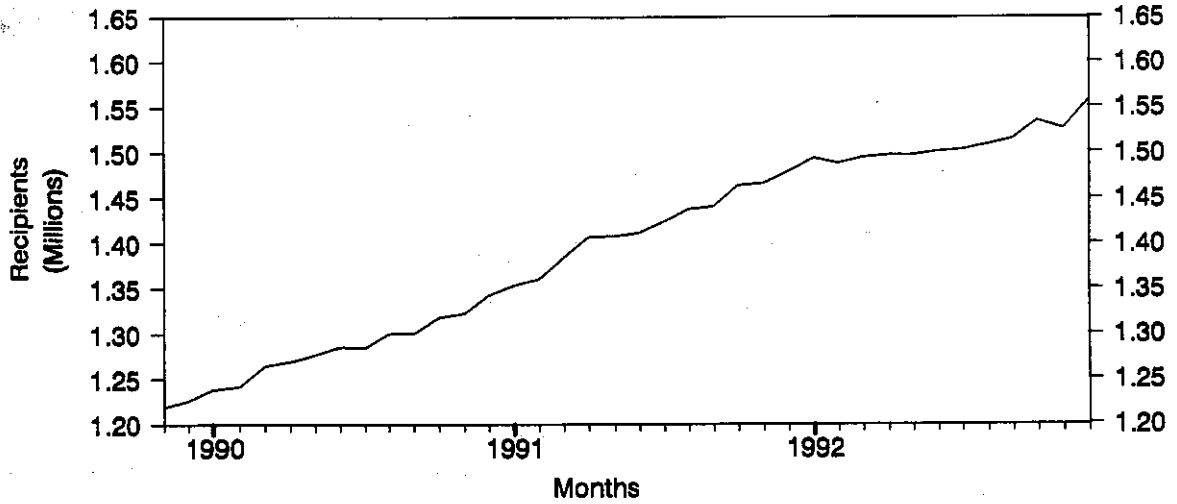
Volume LIV, No. 12

Date Issued: April 19, 1993

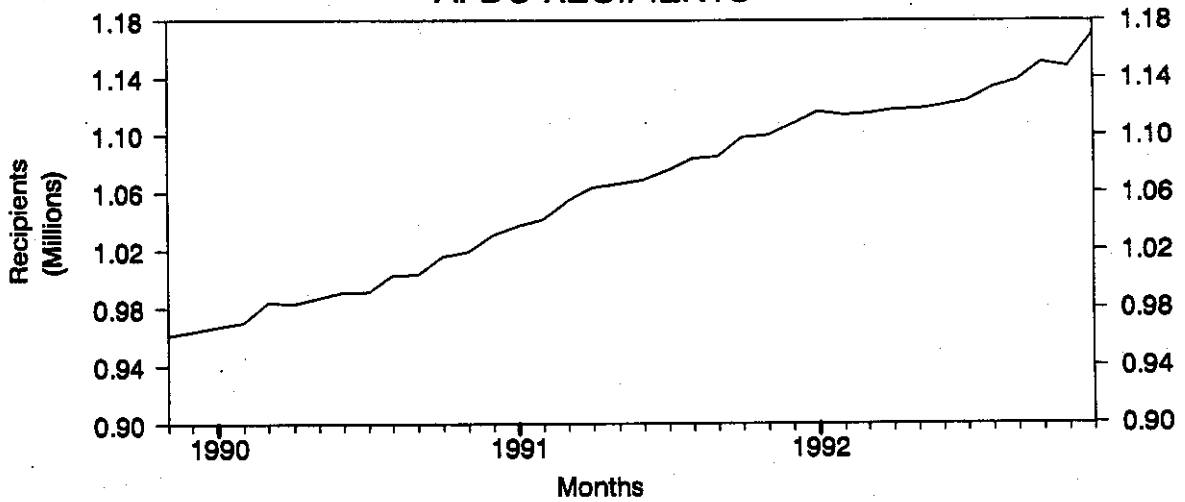
NEW YORK STATE

November 1989 to December 1992

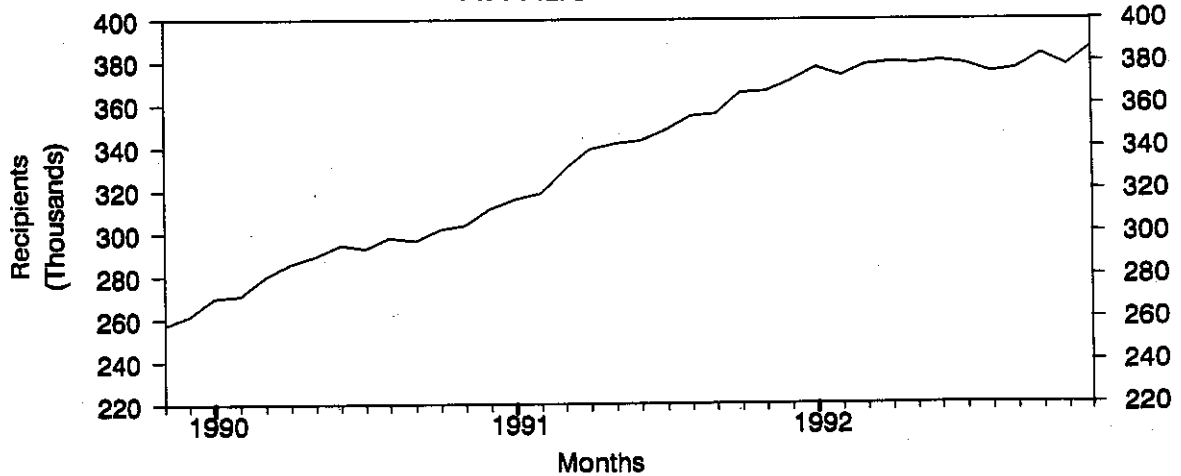
PA RECIPIENTS



AFDC RECIPIENTS



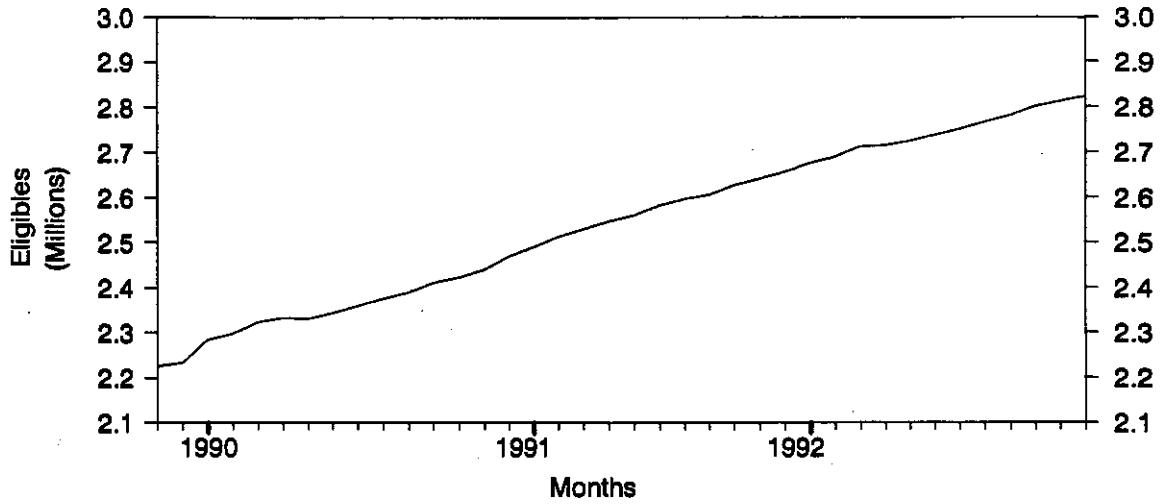
HR RECIPIENTS



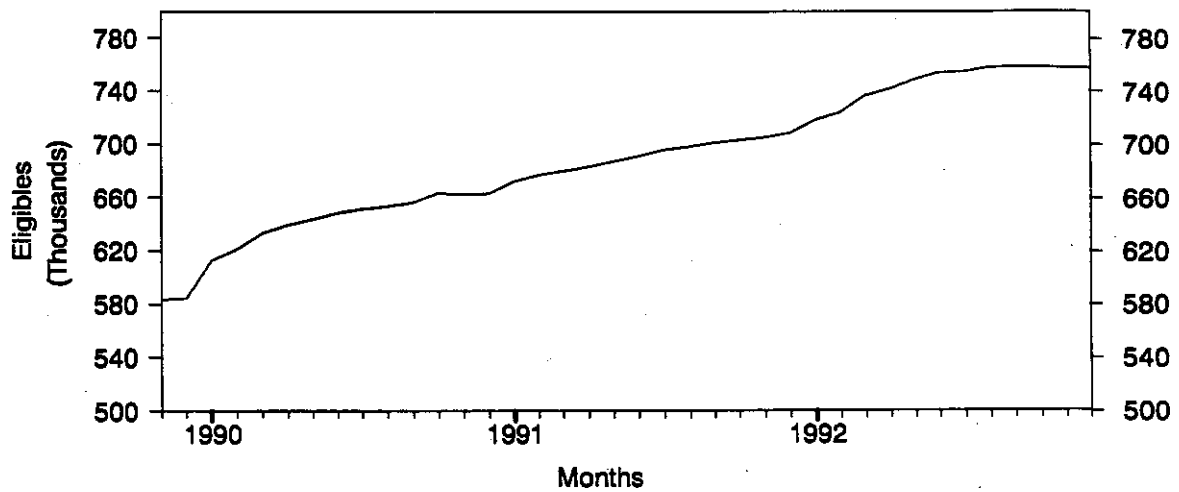
NEW YORK STATE

November 1989 to December 1992

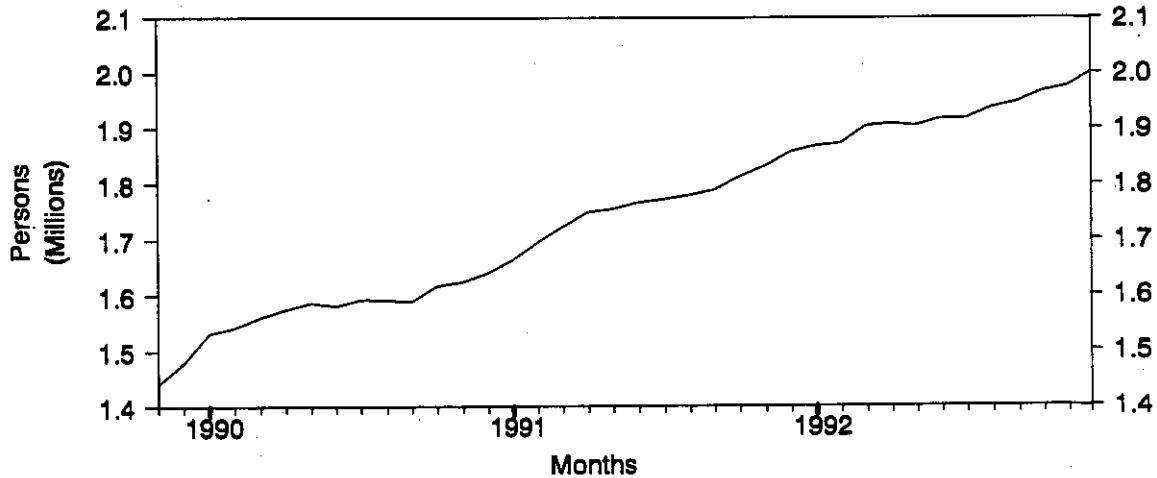
TOTAL MA ELIGIBLES



MA ONLY ELIGIBLES



FOOD STAMPS PERSONS



SELECTED SUMMARY PROGRAM DATA
FOR LOCAL SOCIAL SERVICES DISTRICTS

Table 1
PUBLIC ASSISTANCE CASES
December 1992

| Region | Cases | | | | | |
|----------------|---|---------|-------------------|-------------|------------------------------|-------------|
| | Aid to Families with Dependent Children | | | Home Relief | Supplemental Security Income | Food Stamps |
| | Total | Basic | Unemployed Parent | | | |
| New York State | 423,387 | 408,330 | 15,057 | 306,378 | 478,664 | 917,522 |
| New York City | 282,047 | 277,813 | 4,234 | 229,825 | 298,478 | 595,572 |
| Rest of State | 141,340 | 130,517 | 10,823 | 76,553 | 180,186 | 321,950 |

Table 2
PUBLIC ASSISTANCE RECIPIENTS
December 1992

| Region | Recipients | | | | | |
|----------------|---|-----------|-------------------|-------------|------------------------------|-------------|
| | Aid to Families with Dependent Children | | | Home Relief | Supplemental Security Income | Food Stamps |
| | Total | Basic | Unemployed Parent | | | |
| New York State | 1,171,335 | 1,107,800 | 63,535 | 386,998 | 478,664 | 2,001,980 |
| New York City | 759,668 | 741,267 | 18,401 | 293,986 | 298,478 | 1,263,960 |
| Rest of State | 411,667 | 366,533 | 45,134 | 93,012 | 180,186 | 738,020 |

Table 3
PUBLIC ASSISTANCE EXPENDITURES
December 1992

| Region | Expenditures | | | | | |
|----------------|---|---------------|-------------------|---------------|------------------------------|---------------|
| | Aid to Families with Dependent Children | | | Home Relief | Supplemental Security Income | Food Stamps |
| | Total | Basic | Unemployed Parent | | | |
| New York State | \$227,346,370 | \$217,634,680 | \$9,711,690 | \$105,966,820 | \$176,146,232 | \$147,579,846 |
| New York City | 142,421,000 | 139,801,000 | 2,620,000 | 76,476,000 | 113,828,887 | 97,962,077 |
| Rest of State | 84,925,370 | 77,833,680 | 7,091,690 | 29,490,820 | 62,317,345 | 49,617,769 |

Table 4
MEDICAL ASSISTANCE EXPENDITURES
December 1992

| Region | Medical Expenditures | | | | | |
|----------------|----------------------|--------------------|----------------------|--------------------------------|-------------------------------|-------------------|
| | Total | Inpatient Hospital | Nursing Home and ICF | Outpatient Hospital and Clinic | Personal Care and Home Health | All Other Medical |
| New York State | \$1,197,821,838 | \$369,479,952 | \$332,657,971 | \$154,548,219 | \$158,955,060 | \$182,180,636 |
| New York City | 785,790,948 | 289,098,411 | 169,256,594 | 94,735,021 | 121,986,041 | 110,714,881 |
| Rest of State | 412,030,890 | 80,381,541 | 163,401,377 | 59,813,198 | 36,969,019 | 71,465,755 |

Table 5
PUBLIC ASSISTANCE AND MEDICAL ASSISTANCE
MONTHLY AVERAGE
January - December 1992

| Program | Recipients | | | Expenditures | | | Current Payments/ Recipient |
|--------------------------|--------------|---------------|----------------|---------------|---------------|----------------|--------------------------------|
| | Current Year | Previous Year | Percent Change | Current Year | Previous Year | Percent Change | |
| New York State | | | | | | | |
| Total Income Maintenance | 1,509,795 | 1,419,440 | 6.4 | \$316,994,639 | \$296,500,330 | 6.9 | \$209.96 |
| AFDC - Total | 1,130,712 | 1,073,445 | 5.3 | 214,409,204 | 202,605,864 | 5.8 | 189.62 |
| Basic | 1,069,995 | 1,017,188 | 5.2 | 205,744,676 | 194,511,826 | 5.8 | 192.29 |
| Unemployed Parent | 60,717 | 56,257 | 7.9 | 8,664,528 | 8,094,038 | 7.0 | 142.70 |
| Home Relief - Total | 379,083 | 345,995 | 9.6 | 102,585,435 | 93,894,466 | 9.3 | 270.61 |
| Family Cases | 143,427 | 132,411 | 8.3 | 27,155,440 | 24,624,946 | 10.3 | 189.33 |
| One-Person Cases | 235,656 | 213,584 | 10.3 | 75,429,995 | 69,269,520 | 8.9 | 320.09 |
| SSI | 455,592 | 416,972 | 9.3 | 165,161,463 | 143,357,917 | 15.2 | 362.52 |
| Food Stamps | 1,927,088 | 1,766,754 | 9.1 | 137,048,566 | 113,685,389 | 20.6 | 71.12 |
| M.A. Beneficiaries | 1,544,360 | 1,442,635 | 7.1 | 1,227,277,188 | 1,129,821,653 | 8.6 | 794.68 |
| New York City | | | | | | | |
| Total Income Maintenance | 1,007,715 | 939,388 | 7.3 | 205,371,584 | 189,340,335 | 8.5 | 203.80 |
| AFDC - Total | 726,064 | 692,534 | 4.8 | 133,514,667 | 126,352,857 | 5.7 | 183.89 |
| Basic | 710,123 | 677,522 | 4.8 | 131,335,667 | 124,233,527 | 5.7 | 184.95 |
| Unemployed Parent | 15,941 | 15,012 | 6.2 | 2,179,000 | 2,119,330 | 2.8 | 136.69 |
| Home Relief - Total | 281,651 | 246,854 | 14.1 | 71,856,917 | 62,987,478 | 14.1 | 255.13 |
| Family Cases | 111,160 | 97,179 | 14.4 | 20,788,750 | 17,855,671 | 16.4 | 187.02 |
| One-Person Cases | 170,491 | 149,675 | 13.9 | 51,068,167 | 45,131,807 | 13.2 | 299.54 |
| SSI | 283,814 | 259,925 | 9.2 | 106,562,572 | 92,498,904 | 15.2 | 375.47 |
| Food Stamps | 1,210,272 | 1,114,076 | 8.6 | 89,719,751 | 73,411,043 | 22.2 | 74.13 |
| M.A. Beneficiaries | 967,517 | 914,165 | 5.8 | 815,002,382 | 760,591,414 | 7.2 | 842.36 |
| Rest of State | | | | | | | |
| Total Income Maintenance | 502,080 | 480,052 | 4.6 | 111,623,055 | 107,159,995 | 4.2 | 222.32 |
| AFDC - Total | 404,648 | 380,911 | 6.2 | 80,894,537 | 76,253,007 | 6.1 | 199.91 |
| Basic | 359,872 | 339,666 | 5.9 | 74,409,009 | 70,278,299 | 5.9 | 206.77 |
| Unemployed Parent | 44,776 | 41,245 | 8.6 | 6,485,528 | 5,974,708 | 8.5 | 144.84 |
| Home Relief - Total | 97,432 | 99,141 | -1.7 | 30,728,518 | 30,906,988 | -0.6 | 315.38 |
| Family Cases | 32,267 | 35,232 | -8.4 | 6,366,690 | 6,769,275 | -5.9 | 197.31 |
| One-Person Cases | 65,165 | 63,909 | 2.0 | 24,361,828 | 24,137,713 | 0.9 | 373.85 |
| SSI | 171,778 | 157,047 | 9.4 | 58,598,891 | 50,859,013 | 15.2 | 341.13 |
| Food Stamps | 716,816 | 652,678 | 9.8 | 47,328,815 | 40,274,346 | 17.5 | 66.03 |
| M.A. Beneficiaries | 576,843 | 528,470 | 9.2 | 412,274,806 | 369,230,239 | 11.7 | 714.71 |

Table 6
INCOME MAINTENANCE
Cases, recipients and expenditures, by social services district
December 1992

| Social Services District | Total AFDC & HR | | | Aid to Families With Dependent Children | | | | |
|--------------------------|-----------------|------------|---------------|---|------------|----------|---------|---------------|
| | Cases | Recipients | Expenditures | Cases | Recipients | Children | Adults | Expenditures |
| New York State | 729,765 | 1,558,333 | \$333,313,190 | 423,387 | 1,171,335 | 769,316 | 402,019 | \$227,346,370 |
| New York City* | 511,872 | 1,053,654 | 218,897,000 | 282,047 | 759,668 | 501,051 | 258,617 | 142,421,000 |
| Rest of State | 217,893 | 504,679 | 114,416,190 | 141,340 | 411,667 | 268,265 | 143,402 | 84,925,370 |
| Albany | 6,790 | 15,102 | 3,512,267 | 4,181 | 11,973 | 7,841 | 4,132 | 2,503,553 |
| Allegany | 1,703 | 4,133 | 809,477 | 1,102 | 3,311 | 2,015 | 1,296 | 588,032 |
| Broome | 5,361 | 12,500 | 2,662,716 | 3,208 | 9,677 | 6,042 | 3,635 | 1,863,320 |
| Cattaraugus | 1,792 | 4,416 | 760,115 | 1,191 | 3,628 | 2,298 | 1,330 | 574,510 |
| Cayuga | 1,428 | 3,355 | 609,111 | 1,094 | 2,991 | 1,839 | 1,152 | 513,385 |
| Chautauqua | 4,790 | 11,631 | 2,164,341 | 3,052 | 9,402 | 5,944 | 3,458 | 1,612,276 |
| Chemung | 2,364 | 5,780 | 1,282,875 | 1,663 | 4,898 | 3,077 | 1,821 | 1,015,440 |
| Chenango | 846 | 2,235 | 338,421 | 602 | 1,932 | 1,219 | 713 | 270,174 |
| Clinton | 1,620 | 3,722 | 699,486 | 1,035 | 2,897 | 1,791 | 1,106 | 512,040 |
| Columbia | 1,179 | 2,799 | 516,049 | 784 | 2,302 | 1,448 | 854 | 388,242 |
| Cortland | 939 | 2,393 | 480,703 | 628 | 1,959 | 1,228 | 731 | 365,807 |
| Delaware | 901 | 2,221 | 434,159 | 598 | 1,817 | 1,141 | 676 | 329,725 |
| Dutchess | 3,818 | 8,430 | 1,961,225 | 2,491 | 6,949 | 4,506 | 2,443 | 1,422,954 |
| Erie | 32,288 | 72,420 | 14,613,244 | 20,233 | 58,649 | 37,965 | 20,684 | 10,606,880 |
| Essex | 929 | 2,159 | 402,493 | 546 | 1,676 | 1,022 | 654 | 265,159 |
| Franklin | 1,274 | 2,787 | 496,543 | 726 | 2,112 | 1,268 | 844 | 340,013 |
| Fulton | 1,190 | 2,792 | 492,442 | 758 | 2,196 | 1,379 | 817 | 355,996 |
| Genesee | 676 | 1,619 | 322,103 | 500 | 1,410 | 897 | 513 | 264,566 |
| Greene | 953 | 2,125 | 416,337 | 583 | 1,582 | 977 | 605 | 285,429 |
| Hamilton | 30 | 54 | 13,748 | 16 | 40 | 24 | 16 | 7,089 |
| Herkimer | 977 | 2,537 | 416,444 | 726 | 2,253 | 1,438 | 815 | 349,256 |
| Jefferson | 2,754 | 6,320 | 1,216,672 | 1,765 | 5,111 | 3,097 | 2,014 | 886,365 |
| Lewis | 478 | 1,224 | 192,783 | 303 | 979 | 601 | 378 | 141,370 |
| Livingston | 1,251 | 2,677 | 590,310 | 758 | 2,051 | 1,192 | 859 | 406,638 |
| Madison | 773 | 1,906 | 352,716 | 583 | 1,661 | 1,058 | 603 | 285,898 |
| Monroe | 25,152 | 59,150 | 13,533,509 | 16,699 | 49,305 | 33,254 | 16,051 | 10,320,324 |
| Montgomery | 810 | 2,112 | 402,004 | 559 | 1,750 | 1,135 | 615 | 304,516 |
| Nassau | 10,430 | 22,075 | 5,956,330 | 6,899 | 18,170 | 12,468 | 5,702 | 4,387,648 |
| Niagara | 5,846 | 12,740 | 2,684,986 | 3,674 | 10,190 | 6,476 | 3,714 | 1,950,996 |
| Oneida | 5,581 | 13,799 | 2,669,660 | 3,654 | 11,518 | 7,569 | 3,949 | 2,005,248 |
| Onondaga | 12,717 | 29,469 | 6,276,388 | 8,344 | 24,351 | 16,225 | 8,126 | 4,806,756 |
| Ontario | 1,796 | 4,012 | 838,367 | 1,135 | 3,237 | 1,994 | 1,243 | 616,612 |
| Orange | 5,534 | 14,258 | 2,843,497 | 3,629 | 11,014 | 7,562 | 3,452 | 2,083,603 |
| Orleans | 843 | 2,092 | 391,647 | 585 | 1,737 | 1,138 | 599 | 311,627 |
| Oswego | 2,473 | 6,498 | 1,156,042 | 1,810 | 5,643 | 3,550 | 2,093 | 923,385 |
| Otsego | 653 | 1,616 | 338,437 | 462 | 1,377 | 865 | 512 | 267,095 |
| Putnam | 449 | 878 | 258,615 | 270 | 673 | 406 | 267 | 156,662 |
| Rensselaer | 3,325 | 7,702 | 1,397,489 | 2,156 | 6,416 | 4,016 | 2,400 | 1,048,788 |
| Rockland | 2,643 | 7,230 | 1,648,925 | 1,709 | 5,158 | 3,525 | 1,633 | 1,194,733 |
| St. Lawrence | 3,163 | 7,305 | 1,780,091 | 1,958 | 5,779 | 3,446 | 2,333 | 1,269,066 |
| Saratoga | 1,334 | 3,233 | 588,378 | 930 | 2,690 | 1,718 | 972 | 451,092 |
| Schenectady | 2,990 | 7,121 | 1,486,683 | 2,004 | 5,855 | 3,845 | 2,010 | 1,122,075 |
| Schoharie | 501 | 1,206 | 209,059 | 309 | 957 | 585 | 372 | 152,516 |
| Schuyler | 412 | 965 | 172,518 | 291 | 817 | 467 | 350 | 136,701 |
| Seneca | 364 | 933 | 166,474 | 278 | 822 | 530 | 292 | 140,980 |
| Steuben | 2,491 | 5,979 | 1,040,582 | 1,576 | 4,797 | 2,973 | 1,824 | 772,517 |
| Suffolk | 20,275 | 48,491 | 14,075,596 | 14,214 | 41,316 | 27,519 | 13,797 | 11,297,273 |
| Sullivan | 1,307 | 3,458 | 613,069 | 963 | 2,995 | 2,007 | 988 | 484,633 |
| Tioga | 922 | 2,253 | 429,095 | 657 | 1,909 | 1,166 | 743 | 339,553 |
| Tompkins | 1,541 | 3,305 | 816,091 | 897 | 2,530 | 1,582 | 948 | 545,615 |
| Ulster | 3,116 | 7,459 | 1,685,615 | 2,221 | 6,401 | 4,139 | 2,262 | 1,335,386 |
| Warren | 565 | 1,414 | 262,990 | 431 | 1,268 | 796 | 472 | 217,611 |
| Washington | 1,049 | 2,544 | 514,054 | 740 | 2,121 | 1,291 | 830 | 398,047 |
| Wayne | 1,552 | 3,764 | 745,370 | 1,063 | 3,157 | 2,047 | 1,110 | 580,139 |
| Westchester | 20,096 | 42,308 | 13,324,086 | 11,513 | 32,638 | 21,668 | 10,970 | 8,879,758 |
| Wyoming | 424 | 979 | 177,433 | 300 | 833 | 512 | 321 | 140,156 |
| Yates | 435 | 994 | 176,330 | 284 | 787 | 484 | 303 | 130,142 |

*Data partially estimated.

Table 7
INCOME MAINTENANCE
Cases, recipients and expenditures, by social services district
December 1992

| Social Services District | Aid to Families With Dependent Children | | | | | | | | | |
|--------------------------|---|------------|----------|---------|---------------|---------------------------|------------|----------|--------|--------------|
| | Basic Program | | | | | Unemployed Parent Program | | | | |
| | Cases | Recipients | Children | Adults | Expenditures | Cases | Recipients | Children | Adults | Expenditures |
| New York State | 408,330 | 1,107,800 | 733,820 | 373,980 | \$217,634,680 | 15,057 | 63,535 | 35,496 | 28,039 | \$9,711,690 |
| New York City* | 277,813 | 741,267 | 490,698 | 250,569 | 139,801,000 | 4,234 | 18,401 | 10,353 | 8,048 | 2,620,000 |
| Rest of State | 130,517 | 366,533 | 243,122 | 123,411 | 77,833,680 | 10,823 | 45,134 | 25,143 | 19,991 | 7,091,690 |
| Albany | 3,991 | 11,167 | 7,382 | 3,785 | 2,376,291 | 190 | 806 | 459 | 347 | 127,262 |
| Allegany | 917 | 2,568 | 1,611 | 957 | 472,151 | 185 | 743 | 404 | 339 | 115,881 |
| Broome | 2,757 | 7,722 | 4,956 | 2,766 | 1,554,677 | 451 | 1,955 | 1,086 | 869 | 308,643 |
| Cattaraugus | 1,022 | 2,897 | 1,885 | 1,012 | 479,676 | 169 | 731 | 413 | 318 | 94,834 |
| Cayuga | 967 | 2,553 | 1,602 | 951 | 446,266 | 127 | 438 | 237 | 201 | 67,119 |
| Chautauque | 2,695 | 7,902 | 5,116 | 2,786 | 1,400,382 | 357 | 1,500 | 828 | 672 | 211,894 |
| Chemung | 1,413 | 3,870 | 2,514 | 1,356 | 850,344 | 250 | 1,028 | 563 | 465 | 165,096 |
| Chenango | 493 | 1,473 | 967 | 506 | 218,428 | 109 | 459 | 252 | 207 | 51,746 |
| Clinton | 900 | 2,410 | 1,534 | 876 | 443,121 | 135 | 487 | 257 | 230 | 68,919 |
| Columbia | 706 | 1,963 | 1,261 | 702 | 339,616 | 78 | 339 | 187 | 152 | 48,626 |
| Cortland | 523 | 1,505 | 969 | 536 | 305,331 | 105 | 454 | 259 | 195 | 60,476 |
| Delaware | 505 | 1,460 | 947 | 513 | 273,935 | 93 | 357 | 194 | 163 | 55,790 |
| Dutchess | 2,306 | 6,187 | 4,095 | 2,092 | 1,303,021 | 185 | 762 | 411 | 351 | 119,933 |
| Erie | 18,911 | 52,819 | 34,681 | 18,138 | 9,781,603 | 1,322 | 5,830 | 3,284 | 2,546 | 825,277 |
| Essex | 451 | 1,268 | 799 | 469 | 214,152 | 95 | 408 | 223 | 185 | 51,007 |
| Franklin | 599 | 1,587 | 984 | 603 | 266,728 | 127 | 525 | 284 | 241 | 73,285 |
| Fulton | 679 | 1,870 | 1,196 | 674 | 313,587 | 79 | 326 | 183 | 143 | 42,409 |
| Genesee | 464 | 1,272 | 820 | 452 | 242,303 | 36 | 138 | 77 | 61 | 22,263 |
| Greene | 550 | 1,453 | 910 | 543 | 268,541 | 33 | 129 | 67 | 62 | 16,888 |
| Hamilton | 15 | 37 | 23 | 14 | 6,171 | 1 | 3 | 1 | 2 | 918 |
| Herkimer | 609 | 1,786 | 1,171 | 615 | 285,631 | 117 | 467 | 267 | 200 | 63,625 |
| Jefferson | 1,490 | 4,029 | 2,531 | 1,498 | 731,269 | 275 | 1,082 | 566 | 516 | 155,096 |
| Lewis | 245 | 738 | 471 | 267 | 109,761 | 58 | 241 | 130 | 111 | 31,609 |
| Livingston | 627 | 1,567 | 937 | 630 | 323,414 | 131 | 484 | 255 | 229 | 83,224 |
| Madison | 530 | 1,445 | 934 | 511 | 258,219 | 53 | 216 | 124 | 92 | 27,679 |
| Monroe | 16,159 | 46,920 | 31,863 | 15,057 | 9,909,922 | 540 | 2,385 | 1,391 | 994 | 410,402 |
| Montgomery | 503 | 1,517 | 1,009 | 508 | 273,348 | 56 | 233 | 126 | 107 | 31,168 |
| Nassau | 6,742 | 17,503 | 12,088 | 5,415 | 4,267,565 | 157 | 667 | 380 | 287 | 120,083 |
| Niagara | 3,400 | 9,091 | 5,872 | 3,219 | 1,805,127 | 274 | 1,099 | 604 | 495 | 145,869 |
| Oneida | 3,242 | 9,681 | 6,530 | 3,151 | 1,757,646 | 412 | 1,837 | 1,039 | 798 | 247,602 |
| Onondaga | 7,739 | 21,989 | 14,906 | 7,083 | 4,433,116 | 605 | 2,362 | 1,319 | 1,043 | 373,640 |
| Ontario | 1,013 | 2,717 | 1,704 | 1,013 | 545,487 | 122 | 520 | 290 | 230 | 71,125 |
| Orange | 3,461 | 10,330 | 7,166 | 3,164 | 1,974,152 | 168 | 684 | 396 | 288 | 109,451 |
| Orleans | 516 | 1,462 | 976 | 486 | 274,451 | 69 | 275 | 162 | 113 | 37,176 |
| Oswego | 1,512 | 4,448 | 2,904 | 1,544 | 765,954 | 298 | 1,195 | 646 | 549 | 157,431 |
| Otsego | 395 | 1,106 | 714 | 392 | 230,683 | 67 | 271 | 151 | 120 | 36,412 |
| Putnam | 254 | 611 | 375 | 236 | 146,611 | 16 | 62 | 31 | 31 | 10,051 |
| Rensselaer | 1,893 | 5,309 | 3,395 | 1,914 | 904,919 | 263 | 1,107 | 621 | 486 | 143,869 |
| Rockland | 1,610 | 4,691 | 3,234 | 1,457 | 1,115,811 | 99 | 467 | 291 | 176 | 78,922 |
| St. Lawrence | 1,540 | 4,145 | 2,581 | 1,564 | 962,582 | 418 | 1,634 | 865 | 769 | 306,484 |
| Saratoga | 852 | 2,385 | 1,556 | 829 | 410,754 | 78 | 305 | 162 | 143 | 40,338 |
| Schenectady | 1,865 | 5,285 | 3,520 | 1,765 | 1,025,567 | 139 | 570 | 325 | 245 | 96,508 |
| Schoharie | 260 | 738 | 463 | 275 | 125,954 | 49 | 219 | 122 | 97 | 26,562 |
| Schuyler | 234 | 608 | 364 | 244 | 106,557 | 57 | 209 | 103 | 106 | 30,144 |
| Seneca | 255 | 727 | 477 | 250 | 129,756 | 23 | 95 | 53 | 42 | 11,224 |
| Steuben | 1,367 | 3,927 | 2,506 | 1,421 | 660,433 | 209 | 870 | 467 | 403 | 112,084 |
| Suffolk | 13,444 | 37,941 | 25,606 | 12,335 | 10,535,000 | 770 | 3,375 | 1,913 | 1,462 | 762,273 |
| Sullivan | 897 | 2,719 | 1,853 | 866 | 448,044 | 66 | 276 | 154 | 122 | 36,589 |
| Tioga | 570 | 1,589 | 1,000 | 589 | 288,019 | 87 | 320 | 166 | 154 | 51,534 |
| Tompkins | 782 | 2,030 | 1,294 | 736 | 464,632 | 115 | 500 | 288 | 212 | 80,983 |
| Ulster | 2,015 | 5,558 | 3,670 | 1,888 | 1,197,792 | 206 | 843 | 469 | 374 | 137,594 |
| Warren | 394 | 1,126 | 726 | 400 | 195,997 | 37 | 142 | 70 | 72 | 21,614 |
| Washington | 649 | 1,769 | 1,108 | 661 | 345,837 | 91 | 352 | 183 | 169 | 52,210 |
| Wayne | 946 | 2,645 | 1,757 | 888 | 508,061 | 117 | 512 | 290 | 222 | 72,078 |
| Westchester | 11,126 | 31,055 | 20,755 | 10,300 | 8,520,823 | 387 | 1,583 | 913 | 670 | 358,935 |
| Wyoming | 268 | 704 | 439 | 265 | 125,535 | 32 | 129 | 73 | 56 | 14,621 |
| Yates | 249 | 659 | 415 | 244 | 112,927 | 35 | 128 | 69 | 59 | 17,215 |

*Data partially estimated.

Table 8
INCOME MAINTENANCE
Cases, recipients and expenditures, by social services district
December 1992

| Social Services District | Home Relief | | | | | | | |
|--------------------------|-------------|------------|--------|------------|------------|---------------|--------------|--------------|
| | Total | | Family | | One-Person | Expenditures | | |
| | Cases | Recipients | Cases | Recipients | Cases | Total | Family | One-Person |
| New York State | 306,378 | 386,998 | 63,504 | 144,124 | 242,874 | \$105,966,820 | \$27,445,188 | \$78,521,632 |
| New York City* | 229,825 | 293,986 | 49,841 | 114,002 | 179,984 | 76,476,000 | 21,410,000 | 55,066,000 |
| Rest of State | 76,553 | 93,012 | 13,663 | 30,122 | 62,890 | 29,490,820 | 6,035,188 | 23,455,632 |
| Albany | 2,609 | 3,129 | 397 | 917 | 2,212 | 1,008,714 | 195,909 | 812,805 |
| Allegany | 601 | 822 | 160 | 381 | 441 | 221,445 | 70,922 | 150,523 |
| Broome | 2,153 | 2,823 | 537 | 1,207 | 1,616 | 799,396 | 249,232 | 550,164 |
| Cattaraugus | 601 | 788 | 129 | 316 | 472 | 185,605 | 47,195 | 138,410 |
| Cayuga | 334 | 364 | 59 | 89 | 275 | 95,726 | 17,678 | 78,048 |
| Chautauqua | 1,738 | 2,229 | 486 | 977 | 1,252 | 552,065 | 183,718 | 368,347 |
| Chemung | 701 | 882 | 168 | 349 | 533 | 267,435 | 67,844 | 199,591 |
| Chenango | 244 | 303 | 69 | 128 | 175 | 68,247 | 21,598 | 46,649 |
| Clinton | 585 | 825 | 162 | 402 | 423 | 187,446 | 54,600 | 132,846 |
| Columbia | 395 | 497 | 108 | 210 | 287 | 127,807 | 39,987 | 87,820 |
| Cortland | 311 | 434 | 101 | 224 | 210 | 114,896 | 46,080 | 68,816 |
| Delaware | 303 | 404 | 76 | 177 | 227 | 104,434 | 32,552 | 71,882 |
| Dutchess | 1,327 | 1,481 | 174 | 328 | 1,153 | 538,271 | 72,483 | 465,788 |
| Erie | 12,055 | 13,771 | 1,435 | 3,151 | 10,620 | 4,006,364 | 599,477 | 3,406,887 |
| Essex | 383 | 483 | 132 | 232 | 251 | 137,334 | 47,603 | 89,731 |
| Franklin | 548 | 675 | 117 | 244 | 431 | 156,530 | 38,184 | 118,346 |
| Fulton | 432 | 596 | 115 | 279 | 317 | 136,446 | 47,077 | 89,369 |
| Genesee | 176 | 209 | 39 | 72 | 137 | 57,537 | 12,362 | 45,175 |
| Greene | 370 | 543 | 127 | 300 | 243 | 130,908 | 50,379 | 80,529 |
| Hamilton | 14 | 14 | 0 | 0 | 14 | 6,659 | 0 | 6,659 |
| Herkimer | 251 | 284 | 54 | 87 | 197 | 67,188 | 16,576 | 50,612 |
| Jefferson | 989 | 1,209 | 218 | 438 | 771 | 330,307 | 86,051 | 244,256 |
| Lewis | 175 | 245 | 53 | 123 | 122 | 51,413 | 18,872 | 32,541 |
| Livingston | 493 | 626 | 133 | 266 | 360 | 183,672 | 55,928 | 127,744 |
| Madison | 190 | 245 | 68 | 123 | 122 | 66,818 | 25,303 | 41,515 |
| Monroe | 8,453 | 9,845 | 1,348 | 2,740 | 7,105 | 3,213,185 | 619,685 | 2,593,500 |
| Montgomery | 251 | 362 | 90 | 201 | 161 | 97,488 | 35,949 | 61,539 |
| Nassau | 3,531 | 3,905 | 410 | 784 | 3,121 | 1,568,682 | 210,741 | 1,357,941 |
| Niagara | 2,172 | 2,550 | 394 | 772 | 1,778 | 733,990 | 158,073 | 575,917 |
| Oneida | 1,927 | 2,281 | 296 | 650 | 1,631 | 664,412 | 116,257 | 548,155 |
| Onondaga | 4,373 | 5,118 | 746 | 1,491 | 3,627 | 1,469,632 | 257,155 | 1,212,477 |
| Ontario | 661 | 775 | 108 | 222 | 553 | 221,755 | 43,065 | 178,690 |
| Orange | 1,905 | 3,244 | 429 | 1,768 | 1,476 | 759,894 | 201,441 | 558,453 |
| Orleans | 258 | 355 | 79 | 176 | 179 | 80,020 | 28,786 | 51,234 |
| Oswego | 663 | 855 | 172 | 364 | 491 | 232,657 | 72,456 | 160,201 |
| Otsego | 191 | 239 | 58 | 106 | 133 | 71,342 | 25,310 | 46,032 |
| Putnam | 179 | 205 | 34 | 60 | 145 | 101,953 | 15,632 | 86,321 |
| Rensselaer | 1,169 | 1,286 | 152 | 269 | 1,017 | 348,701 | 53,980 | 294,721 |
| Rockland | 934 | 2,072 | 357 | 1,495 | 577 | 454,192 | 205,468 | 248,724 |
| St. Lawrence | 1,205 | 1,526 | 362 | 683 | 843 | 511,025 | 163,166 | 347,859 |
| Saratoga | 404 | 543 | 101 | 240 | 303 | 137,286 | 40,076 | 97,210 |
| Schenectady | 986 | 1,266 | 237 | 517 | 749 | 364,608 | 107,664 | 256,944 |
| Schoharie | 192 | 249 | 53 | 110 | 139 | 56,543 | 17,111 | 39,432 |
| Schuyler | 121 | 148 | 32 | 59 | 89 | 35,817 | 10,579 | 25,238 |
| Seneca | 86 | 111 | 25 | 50 | 61 | 25,494 | 7,392 | 18,102 |
| Stauben | 915 | 1,182 | 220 | 487 | 695 | 268,065 | 83,590 | 184,475 |
| Suffolk | 6,061 | 7,175 | 987 | 2,101 | 5,074 | 2,778,323 | 565,985 | 2,212,338 |
| Sullivan | 344 | 463 | 77 | 196 | 267 | 128,436 | 31,340 | 97,096 |
| Tioga | 265 | 344 | 89 | 168 | 176 | 89,542 | 31,419 | 58,123 |
| Tompkins | 644 | 775 | 164 | 295 | 480 | 270,476 | 64,448 | 206,028 |
| Ulster | 895 | 1,058 | 168 | 331 | 727 | 350,229 | 73,828 | 276,401 |
| Warren | 134 | 146 | 16 | 28 | 118 | 45,379 | 5,865 | 39,514 |
| Washington | 309 | 423 | 102 | 216 | 207 | 116,007 | 39,803 | 76,204 |
| Wayne | 489 | 607 | 105 | 223 | 384 | 165,231 | 39,887 | 125,344 |
| Westchester | 8,583 | 9,670 | 1,059 | 2,146 | 7,524 | 4,444,328 | 584,671 | 3,859,657 |
| Wyoming | 124 | 146 | 31 | 53 | 93 | 37,277 | 10,033 | 27,244 |
| Yates | 151 | 207 | 45 | 101 | 106 | 46,188 | 16,723 | 29,465 |

*Data partially estimated.

Table 9
FOOD STAMPS
 Households, persons and value of Food Stamps Benefits by Social Services District
 December 1992

| Social Services District | Total | | | Public Assistance | | | Non-Public Assistance | | |
|--------------------------|------------|-----------|----------------------|-------------------|-----------|----------------------|-----------------------|---------|----------------------|
| | Households | Persons | Food Stamps Benefits | Households | Persons | Food Stamps Benefits | Households | Persons | Food Stamps Benefits |
| New York State | 917,522 | 2,001,980 | \$147,579,846 | 740,168 | 1,520,645 | \$117,696,048 | 177,354 | 481,335 | \$29,883,798 |
| New York City | 595,572 | 1,263,960 | 97,962,077 | 517,261 | 1,050,330 | 82,932,002 | 78,311 | 213,630 | 15,030,075 |
| Rest of State | 321,950 | 738,020 | 49,617,769 | 222,907 | 470,315 | 34,764,046 | 99,043 | 267,705 | 14,853,723 |
| Albany | 10,578 | 22,524 | 1,569,833 | 7,001 | 14,043 | 1,066,802 | 3,577 | 8,481 | 503,031 |
| Allegany | 2,592 | 6,505 | 412,876 | 1,648 | 3,743 | 271,555 | 944 | 2,762 | 141,321 |
| Broome | 8,457 | 19,090 | 1,271,502 | 5,551 | 11,840 | 883,661 | 2,906 | 7,250 | 387,841 |
| Cattaraugus | 3,524 | 8,852 | 544,690 | 1,822 | 3,894 | 286,738 | 1,702 | 4,958 | 257,952 |
| Cayuga | 2,818 | 7,307 | 458,266 | 1,288 | 2,845 | 203,039 | 1,530 | 4,462 | 255,227 |
| Chautauqua | 7,019 | 17,034 | 1,109,232 | 4,723 | 10,649 | 783,564 | 2,296 | 6,385 | 325,668 |
| Chemung | 3,756 | 9,169 | 580,387 | 2,370 | 5,239 | 377,968 | 1,386 | 3,930 | 202,419 |
| Chenango | 1,819 | 4,828 | 303,401 | 872 | 2,029 | 152,837 | 947 | 2,799 | 150,564 |
| Clinton | 3,484 | 7,780 | 503,198 | 1,919 | 3,558 | 267,280 | 1,565 | 4,222 | 235,918 |
| Columbia | 1,986 | 4,407 | 294,841 | 1,146 | 2,480 | 187,013 | 840 | 1,927 | 107,828 |
| Cortland | 1,726 | 4,331 | 272,055 | 983 | 2,138 | 155,164 | 743 | 2,193 | 116,891 |
| Delaware | 1,714 | 4,287 | 266,871 | 940 | 2,014 | 146,744 | 774 | 2,273 | 120,127 |
| Dutchess | 5,014 | 10,893 | 777,951 | 3,574 | 7,542 | 587,005 | 1,440 | 3,351 | 190,946 |
| Erie | 49,108 | 105,014 | 7,565,846 | 35,818 | 71,981 | 5,760,342 | 13,290 | 33,033 | 1,805,504 |
| Essex | 1,650 | 3,907 | 238,245 | 1,010 | 2,106 | 149,750 | 640 | 1,801 | 88,495 |
| Franklin | 2,149 | 4,946 | 321,703 | 1,328 | 2,559 | 195,001 | 821 | 2,387 | 126,702 |
| Fulton | 2,074 | 4,995 | 324,979 | 1,275 | 2,631 | 199,879 | 799 | 2,364 | 125,100 |
| Genesee | 1,379 | 3,319 | 206,217 | 726 | 1,477 | 109,463 | 653 | 1,842 | 96,754 |
| Greene | 1,532 | 3,419 | 235,585 | 954 | 1,943 | 151,811 | 578 | 1,476 | 83,774 |
| Hamilton | 110 | 259 | 15,625 | 36 | 54 | 4,116 | 74 | 205 | 11,509 |
| Herkimer | 2,059 | 5,094 | 316,659 | 1,088 | 2,293 | 166,083 | 971 | 2,801 | 150,576 |
| Jefferson | 4,483 | 11,004 | 688,158 | 2,807 | 5,881 | 424,701 | 1,676 | 5,123 | 263,457 |
| Lewis | 902 | 2,462 | 151,946 | 464 | 1,080 | 80,652 | 438 | 1,382 | 71,294 |
| Livingston | 1,989 | 4,441 | 292,918 | 1,212 | 2,457 | 189,128 | 777 | 1,984 | 103,790 |
| Madison | 1,775 | 4,360 | 273,537 | 854 | 1,714 | 125,212 | 921 | 2,646 | 148,325 |
| Monroe | 30,718 | 70,281 | 4,739,854 | 25,832 | 55,949 | 3,993,032 | 4,886 | 14,332 | 746,822 |
| Montgomery | 1,859 | 4,769 | 303,242 | 871 | 1,817 | 134,871 | 988 | 2,952 | 168,371 |
| Nassau | 13,626 | 27,565 | 1,871,013 | 10,452 | 20,582 | 1,453,441 | 3,174 | 6,983 | 417,572 |
| Niagara | 8,895 | 19,849 | 1,328,035 | 5,650 | 11,648 | 862,222 | 3,245 | 8,201 | 465,813 |
| Oneida | 10,523 | 24,979 | 1,688,637 | 6,349 | 13,126 | 1,026,349 | 4,174 | 11,853 | 662,288 |
| Onondaga | 17,056 | 40,380 | 2,767,703 | 12,367 | 27,120 | 2,047,120 | 4,689 | 13,260 | 720,583 |
| Ontario | 2,646 | 5,848 | 400,652 | 1,782 | 3,734 | 284,055 | 864 | 2,114 | 116,597 |
| Orange | 8,835 | 22,950 | 1,573,251 | 5,577 | 13,002 | 959,114 | 3,258 | 9,948 | 614,137 |
| Orleans | 1,333 | 3,237 | 202,991 | 806 | 1,777 | 129,525 | 527 | 1,460 | 73,466 |
| Oswego | 3,858 | 10,252 | 692,000 | 2,369 | 5,599 | 428,363 | 1,489 | 4,653 | 263,637 |
| Otsego | 1,551 | 3,696 | 235,376 | 758 | 1,532 | 113,885 | 793 | 2,164 | 121,491 |
| Putnam | 767 | 1,417 | 98,653 | 501 | 874 | 63,128 | 266 | 543 | 35,525 |
| Rensselaer | 5,801 | 13,222 | 906,601 | 3,564 | 7,261 | 561,556 | 2,237 | 5,961 | 345,045 |
| Rockland | 4,486 | 13,824 | 909,476 | 2,725 | 6,558 | 420,914 | 1,761 | 7,266 | 488,562 |
| St. Lawrence | 4,861 | 12,096 | 772,626 | 2,991 | 6,482 | 484,784 | 1,870 | 5,614 | 287,842 |
| Saratoga | 3,003 | 7,200 | 466,237 | 1,504 | 3,092 | 227,483 | 1,499 | 4,108 | 238,754 |
| Schenectady | 4,846 | 10,765 | 743,630 | 3,277 | 6,764 | 513,585 | 1,569 | 4,001 | 230,045 |
| Schoharie | 1,010 | 2,456 | 154,469 | 527 | 1,097 | 78,983 | 483 | 1,359 | 75,486 |
| Schuyler | 643 | 1,714 | 107,660 | 353 | 836 | 63,803 | 290 | 878 | 43,857 |
| Seneca | 842 | 1,859 | 110,177 | 416 | 860 | 59,605 | 426 | 999 | 50,572 |
| Steuben | 3,725 | 9,510 | 636,576 | 2,443 | 5,533 | 419,376 | 1,282 | 3,977 | 217,200 |
| Suffolk | 25,501 | 57,616 | 3,671,480 | 19,760 | 43,853 | 2,877,912 | 5,741 | 13,763 | 793,568 |
| Sullivan | 2,382 | 5,867 | 401,600 | 1,424 | 3,157 | 244,351 | 958 | 2,710 | 157,249 |
| Tioga | 1,462 | 3,820 | 234,448 | 822 | 1,908 | 139,403 | 640 | 1,912 | 95,045 |
| Tompkins | 2,410 | 5,201 | 344,168 | 1,598 | 3,079 | 225,836 | 812 | 2,122 | 118,332 |
| Ulster | 5,115 | 11,272 | 698,160 | 3,357 | 6,987 | 465,518 | 1,758 | 4,285 | 232,642 |
| Warren | 1,579 | 3,782 | 224,972 | 805 | 1,554 | 108,610 | 774 | 2,228 | 116,362 |
| Washington | 1,730 | 4,224 | 270,965 | 1,036 | 2,221 | 159,019 | 694 | 2,003 | 111,946 |
| Westchester | 2,482 | 5,642 | 372,620 | 1,626 | 3,553 | 265,572 | 856 | 2,089 | 107,048 |
| Westchester | 22,893 | 48,191 | 3,425,589 | 19,086 | 38,765 | 2,889,452 | 3,807 | 9,426 | 536,137 |
| Wyoming | 862 | 2,036 | 123,313 | 426 | 868 | 65,354 | 436 | 1,168 | 57,959 |
| Yates | 953 | 2,273 | 145,074 | 444 | 937 | 72,317 | 509 | 1,336 | 72,757 |

Table 10 (Part I)
MEDICAL ASSISTANCE
 Number of Medical Assistance Eligibles by Category of Eligibility by Social Services District
 December 1992

| Social Services District | Medical and Subsistence | | | | | | |
|--------------------------|-------------------------|----------|------------------------|------------|--------------|-----------|-------------|
| | Total M.A. Eligibles | SSI Aged | SSI Blind and Disabled | ADC Adults | ADC Children | HR Adults | HR Children |
| New York State | 2,823,781 | 164,058 | 337,144 | 371,629 | 835,888 | 282,598 | 75,066 |
| New York City | 1,776,813 | 117,076 | 192,704 | 239,664 | 548,179 | 211,577 | 57,128 |
| Rest of State | 1,046,968 | 46,982 | 144,440 | 131,965 | 287,709 | 71,021 | 17,938 |
| Albany | 27,573 | 1,128 | 4,095 | 3,699 | 8,364 | 2,551 | 573 |
| Allegany | 8,222 | 286 | 988 | 1,192 | 2,113 | 545 | 210 |
| Broome | 24,422 | 1,019 | 2,929 | 3,292 | 6,522 | 2,190 | 655 |
| Cattaraugus | 11,414 | 503 | 1,405 | 1,202 | 2,407 | 588 | 192 |
| Cayuga | 8,843 | 519 | 1,024 | 1,089 | 1,984 | 324 | 44 |
| Chautauqua | 22,440 | 812 | 2,681 | 3,106 | 6,261 | 1,675 | 525 |
| Chemung | 12,886 | 376 | 2,166 | 1,575 | 3,286 | 667 | 185 |
| Chenango | 6,351 | 264 | 783 | 637 | 1,288 | 226 | 70 |
| Clinton | 9,893 | 582 | 1,470 | 981 | 1,885 | 481 | 165 |
| Columbia | 6,352 | 358 | 950 | 791 | 1,593 | 342 | 116 |
| Cortland | 5,602 | 252 | 879 | 686 | 1,300 | 268 | 107 |
| Delaware | 5,434 | 357 | 754 | 661 | 1,187 | 291 | 92 |
| Dutchess | 17,823 | 859 | 2,760 | 2,240 | 4,875 | 1,310 | 177 |
| Erie | 131,073 | 4,492 | 18,612 | 19,471 | 41,245 | 11,537 | 2,011 |
| Essex | 5,083 | 224 | 593 | 571 | 1,047 | 373 | 107 |
| Franklin | 7,086 | 380 | 1,072 | 769 | 1,302 | 523 | 110 |
| Fulton | 7,510 | 351 | 1,075 | 758 | 1,493 | 421 | 163 |
| Genesee | 4,945 | 236 | 686 | 442 | 923 | 146 | 37 |
| Greene | 4,943 | 274 | 622 | 551 | 1,017 | 353 | 186 |
| Hamilton | 399 | 28 | 54 | 12 | 22 | 18 | 1 |
| Herkimer | 7,353 | 325 | 1,086 | 737 | 1,445 | 243 | 42 |
| Jefferson | 14,114 | 532 | 1,942 | 1,854 | 3,369 | 937 | 280 |
| Lewis | 3,514 | 160 | 448 | 341 | 600 | 164 | 53 |
| Livingston | 5,500 | 172 | 695 | 756 | 1,309 | 420 | 131 |
| Madison | 5,659 | 312 | 776 | 549 | 1,145 | 163 | 55 |
| Monroe | 91,062 | 3,318 | 11,136 | 14,238 | 35,606 | 7,612 | 1,788 |
| Montgomery | 6,313 | 331 | 943 | 521 | 1,209 | 219 | 100 |
| Nassau | 65,888 | 5,225 | 9,903 | 5,794 | 13,463 | 3,466 | 558 |
| Niagara | 25,458 | 929 | 3,019 | 3,368 | 6,992 | 2,083 | 472 |
| Oneida | 33,035 | 1,381 | 5,328 | 3,471 | 8,016 | 1,834 | 402 |
| Onondaga | 54,549 | 1,624 | 7,276 | 7,358 | 17,963 | 4,147 | 959 |
| Ontario | 7,702 | 305 | 980 | 1,144 | 2,135 | 622 | 130 |
| Orange | 32,901 | 1,500 | 3,513 | 3,202 | 8,190 | 1,845 | 1,231 |
| Orleans | 4,921 | 178 | 623 | 558 | 1,211 | 264 | 106 |
| Oswego | 15,156 | 473 | 1,673 | 1,942 | 3,915 | 600 | 186 |
| Otsego | 6,131 | 350 | 892 | 500 | 1,005 | 162 | 70 |
| Putnam | 2,735 | 108 | 461 | 262 | 441 | 183 | 25 |
| Rensselaer | 16,675 | 535 | 2,074 | 2,093 | 4,173 | 1,166 | 199 |
| Rockland | 21,668 | 1,569 | 2,536 | 1,501 | 3,648 | 921 | 1,023 |
| St. Lawrence | 16,551 | 896 | 2,269 | 2,007 | 3,470 | 1,157 | 285 |
| Saratoga | 10,980 | 461 | 1,707 | 898 | 1,830 | 344 | 151 |
| Schenectady | 15,621 | 566 | 2,263 | 1,863 | 4,217 | 959 | 353 |
| Schoharie | 3,436 | 213 | 447 | 353 | 635 | 169 | 62 |
| Schuyler | 2,319 | 122 | 262 | 310 | 503 | 122 | 33 |
| Seneca | 2,769 | 129 | 392 | 275 | 589 | 73 | 31 |
| Steuben | 13,168 | 434 | 1,933 | 1,764 | 3,322 | 903 | 277 |
| Suffolk | 91,566 | 4,765 | 14,301 | 12,843 | 28,860 | 4,210 | 891 |
| Sullivan | 9,595 | 563 | 1,733 | 940 | 2,144 | 321 | 151 |
| Tioga | 5,303 | 155 | 618 | 655 | 1,265 | 250 | 78 |
| Tompkins | 7,324 | 226 | 1,047 | 813 | 1,629 | 539 | 142 |
| Ulster | 16,241 | 700 | 2,831 | 2,149 | 4,432 | 894 | 194 |
| Warren | 5,486 | 282 | 902 | 454 | 887 | 144 | 25 |
| Washington | 5,970 | 326 | 822 | 746 | 1,392 | 296 | 104 |
| Wayne | 7,721 | 433 | 1,211 | 1,001 | 2,223 | 431 | 126 |
| Westchester | 78,559 | 3,855 | 10,080 | 10,432 | 23,313 | 8,076 | 1,418 |
| Wyoming | 3,157 | 134 | 431 | 276 | 528 | 111 | 34 |
| Yates | 2,574 | 95 | 289 | 272 | 521 | 142 | 47 |

Table 10 (Part II)
MEDICAL ASSISTANCE
 Number of Medical Assistance Eligibles by Category of Eligibility by Social Services District
 December 1992

| Medical Only | | | | | | | Social Services District |
|--------------|------------------|--------------------|----------------------|-------------------|---------------------|-------|--------------------------|
| Aged | Blind & Disabled | ADC Related Adults | ADC Related Children | HR Related Adults | HR Related Children | Other | |
| 147,736 | 68,534 | 97,321 | 308,287 | 61,573 | 72,099 | 1,848 | New York State |
| 67,953 | 28,784 | 46,332 | 181,810 | 42,454 | 41,522 | 1,630 | New York City |
| 79,783 | 39,750 | 50,989 | 126,477 | 19,119 | 30,577 | 218 | Rest of State |
| 2,255 | 824 | 859 | 2,392 | 249 | 580 | 4 | Albany |
| 411 | 259 | 515 | 1,151 | 231 | 319 | 2 | Allegany |
| 2,036 | 844 | 1,108 | 2,654 | 502 | 671 | 0 | Broome |
| 893 | 398 | 907 | 2,081 | 398 | 440 | 0 | Cattaraugus |
| 681 | 348 | 750 | 1,633 | 159 | 287 | 1 | Cayuga |
| 1,468 | 650 | 1,247 | 2,817 | 508 | 681 | 9 | Chautauqua |
| 875 | 423 | 780 | 1,931 | 246 | 376 | 0 | Chemung |
| 464 | 253 | 543 | 1,188 | 212 | 423 | 0 | Chenango |
| 698 | 394 | 826 | 1,755 | 311 | 344 | 1 | Clinton |
| 578 | 295 | 335 | 671 | 101 | 222 | 0 | Columbia |
| 397 | 191 | 347 | 796 | 94 | 285 | 0 | Cortland |
| 410 | 177 | 358 | 815 | 105 | 223 | 4 | Delaware |
| 1,522 | 748 | 773 | 1,770 | 118 | 670 | 1 | Dutchess |
| 7,686 | 4,186 | 4,820 | 12,370 | 2,331 | 2,310 | 2 | Erie |
| 466 | 229 | 352 | 833 | 138 | 150 | 0 | Essex |
| 486 | 323 | 463 | 1,174 | 194 | 290 | 0 | Franklin |
| 686 | 325 | 538 | 1,201 | 182 | 313 | 4 | Fulton |
| 486 | 193 | 446 | 976 | 75 | 242 | 57 | Genesee |
| 488 | 171 | 318 | 685 | 118 | 158 | 2 | Greene |
| 41 | 39 | 55 | 120 | 8 | 1 | 0 | Hamilton |
| 694 | 286 | 543 | 1,290 | 227 | 399 | 36 | Herkimer |
| 821 | 428 | 899 | 2,436 | 260 | 316 | 40 | Jefferson |
| 221 | 147 | 309 | 815 | 108 | 147 | 1 | Lewis |
| 390 | 197 | 358 | 896 | 59 | 115 | 2 | Livingston |
| 446 | 203 | 489 | 1,116 | 162 | 243 | 0 | Madison |
| 4,954 | 2,345 | 2,232 | 6,291 | 605 | 932 | 5 | Monroe |
| 579 | 395 | 460 | 1,253 | 137 | 165 | 1 | Montgomery |
| 8,697 | 3,633 | 3,448 | 9,072 | 863 | 1,760 | 6 | Nassau |
| 1,817 | 843 | 1,403 | 3,456 | 473 | 596 | 7 | Niagara |
| 2,563 | 1,236 | 1,992 | 4,577 | 1,018 | 1,216 | 1 | Oneida |
| 3,106 | 1,804 | 2,089 | 6,228 | 904 | 1,086 | 5 | Onondaga |
| 621 | 235 | 399 | 914 | 69 | 146 | 2 | Ontario |
| 1,967 | 1,291 | 1,781 | 4,600 | 1,167 | 2,613 | 1 | Orange |
| 341 | 204 | 347 | 771 | 97 | 220 | 1 | Orleans |
| 758 | 455 | 1,271 | 2,861 | 411 | 606 | 5 | Oswego |
| 485 | 231 | 575 | 1,286 | 168 | 406 | 1 | Otsego |
| 447 | 209 | 160 | 309 | 47 | 83 | 0 | Putnam |
| 1,535 | 677 | 1,071 | 2,478 | 325 | 347 | 2 | Rensselaer |
| 1,795 | 883 | 911 | 2,100 | 1,227 | 3,553 | 1 | Rockland |
| 1,025 | 501 | 1,153 | 2,582 | 511 | 695 | 0 | St. Lawrence |
| 1,059 | 761 | 948 | 2,012 | 310 | 499 | 0 | Saratoga |
| 1,604 | 647 | 666 | 1,839 | 369 | 275 | 0 | Schenectady |
| 274 | 141 | 265 | 586 | 100 | 191 | 0 | Schoharie |
| 178 | 94 | 166 | 382 | 58 | 89 | 0 | Schuyler |
| 250 | 112 | 228 | 517 | 46 | 127 | 0 | Seneca |
| 781 | 356 | 745 | 1,864 | 315 | 474 | 0 | Steuben |
| 7,693 | 4,604 | 3,190 | 8,420 | 729 | 1,057 | 3 | Suffolk |
| 712 | 392 | 544 | 1,411 | 199 | 483 | 2 | Sullivan |
| 374 | 171 | 436 | 958 | 144 | 199 | 0 | Tioga |
| 389 | 306 | 494 | 1,156 | 254 | 327 | 2 | Tompkins |
| 1,316 | 589 | 692 | 1,696 | 251 | 493 | 4 | Ulster |
| 566 | 294 | 523 | 1,137 | 110 | 162 | 0 | Warren |
| 488 | 214 | 373 | 928 | 90 | 191 | 0 | Washington |
| 536 | 205 | 403 | 958 | 73 | 121 | 0 | Wayne |
| 6,777 | 3,181 | 2,566 | 7,096 | 781 | 982 | 2 | Westchester |
| 321 | 114 | 300 | 699 | 79 | 130 | 0 | Wyoming |
| 176 | 96 | 220 | 474 | 93 | 148 | 1 | Yates |

Table 11 (Part 1)
MEDICAL ASSISTANCE
 Medical Assistance expenditures by major types of care
 December 1992

| Social Services District | Total Medical Expenditures | Hospital Inpatient | Hospital Outpatient | Free Standing Clinic | Skilled Nursing Facilities | Intermediate Care Facilities | Personal Care | Home Health Service |
|--------------------------|----------------------------|--------------------|---------------------|----------------------|----------------------------|------------------------------|---------------|---------------------|
| New York State | \$1,197,821,838 | \$369,479,952 | \$89,661,079 | \$64,887,140 | \$331,245,368 | \$1,412,603 | \$122,556,823 | \$36,398,237 |
| New York City | 785,790,948 | 289,098,411 | 59,866,813 | 34,868,208 | 168,432,190 | 824,404 | 96,145,573 | 25,840,468 |
| Rest of State | 412,030,890 | 80,381,541 | 29,794,266 | 30,018,932 | 162,813,178 | 588,199 | 26,411,250 | 10,557,769 |
| Albany | 11,870,830 | 2,387,938 | 851,969 | 1,106,966 | 4,641,098 | 16,405 | 508,725 | 221,222 |
| Allegany | 1,671,195 | 346,210 | 93,968 | 134,145 | 542,688 | 2,719 | 64,705 | 37,009 |
| Broome | 7,471,809 | 1,198,977 | 889,493 | 284,227 | 3,077,803 | 17,331 | 314,510 | 186,203 |
| Cattaraugus | 2,776,767 | 404,551 | 109,000 | 186,166 | 1,122,456 | 7,906 | 93,090 | 79,537 |
| Cayuga | 2,510,236 | 530,338 | 69,039 | 261,552 | 1,053,701 | 1,920 | 21,535 | 92,141 |
| Chautauqua | 4,833,946 | 961,923 | 388,377 | 219,080 | 1,708,279 | 30,196 | 294,158 | 65,326 |
| Chemung | 4,136,723 | 704,513 | 271,670 | 252,462 | 1,760,062 | 4,732 | 104,195 | 187,979 |
| Chenango | 1,639,331 | 319,663 | 147,874 | 55,083 | 693,974 | 1,073 | 70,107 | 22,420 |
| Clinton | 2,376,180 | 537,802 | 81,222 | 153,375 | 812,532 | 1,502 | 72,922 | 80,421 |
| Columbia | 2,692,229 | 494,853 | 73,101 | 133,186 | 1,467,603 | 6,690 | 31,190 | 18,880 |
| Cortland | 1,546,329 | 378,392 | 51,402 | 221,467 | 427,864 | 1,333 | 79,588 | 44,346 |
| Delaware | 2,072,189 | 469,738 | 93,685 | 100,168 | 961,616 | 1,523 | 57,528 | 24,493 |
| Dutchess | 8,212,477 | 1,385,337 | 350,562 | 936,746 | 3,749,957 | 14,729 | 336,789 | 87,633 |
| Erie | 40,086,582 | 8,859,130 | 4,193,013 | 3,427,742 | 12,404,899 | 15,195 | 2,849,966 | 807,389 |
| Essex | 1,232,776 | 199,322 | 65,542 | 111,149 | 629,201 | 1,469 | 47,041 | 16,644 |
| Franklin | 1,982,180 | 406,442 | 93,057 | 179,997 | 722,977 | (195) | 158,947 | 3,971 |
| Fulton | 2,478,223 | 296,511 | 148,131 | 86,570 | 1,252,475 | 2,392 | 56,396 | 101,621 |
| Genesee | 1,559,009 | 257,321 | 80,759 | 336,695 | 503,439 | 2,257 | 23,219 | 6,069 |
| Greene | 1,746,354 | 338,323 | 57,362 | 60,203 | 897,877 | 5,758 | 61,961 | 33,619 |
| Hamilton | 141,442 | 15,869 | 6,309 | 5,295 | 69,333 | 97 | 11,993 | 10,398 |
| Herkimer | 2,717,103 | 487,017 | 345,281 | 87,030 | 1,244,443 | 3,303 | 36,803 | 42,827 |
| Jefferson | 3,230,896 | 469,843 | 138,615 | 224,203 | 1,309,380 | 1,247 | 38,062 | 99,315 |
| Lewis | 893,129 | 145,010 | 33,711 | 81,842 | 443,146 | 2,230 | (4,724) | 8 |
| Livingston | 1,435,545 | 171,384 | 51,126 | 194,857 | 727,851 | 8,390 | 9,211 | 10 |
| Madison | 1,568,604 | 186,031 | 148,555 | 55,451 | 778,301 | (2,357) | 10 | 76,991 |
| Monroe | 30,261,845 | 5,689,024 | 1,488,459 | 2,488,127 | 9,585,482 | 45,667 | 265,602 | 3,819,377 |
| Montgomery | 2,341,226 | 395,749 | 152,100 | 32,955 | 1,236,037 | 1,484 | 28,546 | 52,957 |
| Nassau | 50,115,757 | 10,221,992 | 1,709,324 | 2,444,646 | 21,166,865 | 119,043 | 7,485,854 | 270,463 |
| Niagara | 7,660,243 | 1,797,745 | 650,061 | 432,277 | 3,080,979 | 13,424 | 470,984 | 123,862 |
| Oneida | 10,246,908 | 1,601,761 | 1,607,434 | 509,837 | 4,025,854 | 8,278 | 195,984 | 266,628 |
| Onondaga | 16,984,735 | 3,029,860 | 1,714,854 | 687,735 | 7,443,006 | 15,931 | 251,313 | 682,210 |
| Ontario | 2,588,576 | 466,422 | 156,417 | 179,805 | 1,155,622 | 3,605 | 43,460 | 79,686 |
| Orange | 11,173,305 | 2,367,805 | 796,827 | 752,733 | 4,281,961 | 43,481 | 694,815 | 90,720 |
| Orleans | 1,786,564 | 307,947 | 53,669 | 504,811 | 552,134 | 4,528 | 31,963 | 70,120 |
| Oswego | 3,295,629 | 759,666 | 150,039 | 218,576 | 1,135,194 | 7,352 | 65,142 | 121,639 |
| Otsego | 2,078,975 | 344,513 | 157,305 | 61,890 | 1,106,098 | 2,959 | 31,010 | 30,421 |
| Putnam | 2,033,743 | 310,245 | 144,549 | 161,149 | 1,026,503 | 5,608 | 39,426 | 60,501 |
| Rensselaer | 6,138,073 | 1,015,221 | 487,420 | 324,038 | 2,938,566 | 8,633 | 205,073 | 26,788 |
| Rockland | 10,542,932 | 1,957,207 | 1,078,196 | 269,356 | 4,771,741 | 14,189 | 854,929 | 124,556 |
| St. Lawrence | 3,315,249 | 630,453 | 368,567 | 154,761 | 1,038,017 | 5,172 | 121,988 | 83,287 |
| Saratoga | 4,573,832 | 830,928 | 175,989 | 265,715 | 2,286,634 | 6,992 | 92,074 | 84,521 |
| Schenectady | 6,540,627 | 996,369 | 501,109 | 457,479 | 2,813,186 | 10,486 | 346,690 | 284,038 |
| Schoharie | 1,013,252 | 176,903 | 79,717 | 48,823 | 463,322 | 964 | 29,324 | 14,186 |
| Schuyler | 706,042 | 176,457 | 47,027 | 35,860 | 298,046 | 1,084 | 1,915 | 5,172 |
| Seneca | 825,350 | 84,660 | 65,886 | 75,439 | 422,678 | 814 | 3,397 | 13,224 |
| Steuben | 3,401,277 | 884,516 | 219,075 | 194,195 | 1,350,285 | 6,929 | 9,546 | 2,444 |
| Suffolk | 50,576,376 | 10,087,725 | 3,187,776 | 4,964,232 | 19,960,871 | 17,985 | 3,329,795 | 1,044,829 |
| Sullivan | 4,077,963 | 938,169 | 240,956 | 256,570 | 1,755,158 | 15,564 | 224,784 | 43,797 |
| Tioga | 1,625,116 | 366,350 | 69,324 | 237,937 | 648,783 | 1,697 | 17,547 | 2,110 |
| Tompkins | 2,286,814 | 384,101 | 54,122 | 471,058 | 792,290 | 2,775 | 11,004 | 34,898 |
| Ulster | 6,781,393 | 1,578,862 | 417,938 | 216,153 | 2,591,198 | 13,873 | 721,107 | 67,590 |
| Warren | 2,032,406 | 417,604 | 94,339 | 118,205 | 842,603 | 2,035 | 52,389 | 90,676 |
| Washington | 2,001,514 | 299,348 | 119,719 | 111,473 | 1,020,838 | 3,740 | 41,694 | 46,083 |
| Wayne | 2,078,693 | 344,802 | 200,564 | 131,005 | 929,904 | 269 | 17,373 | 37,180 |
| Westchester | 48,091,251 | 9,518,478 | 4,654,426 | 4,131,293 | 18,169,504 | 53,122 | 5,372,176 | 505,2 |
| Wyoming | 1,134,909 | 324,398 | 54,067 | 84,429 | 483,321 | 1,010 | 12,449 | 9,4 |
| Yates | 838,231 | 123,823 | 64,188 | 100,713 | 437,543 | 1,661 | 3,970 | 3,766 |

Table 11 (Part II)
MEDICAL ASSISTANCE
 Medical Assistance Expenditures by Major Types of Care
 December 1992

| Drugs and Sickroom Supplies | Physicians | Dental | Transportation | Lab. and X-Ray | Family Planning | All Other | Social Services District |
|-----------------------------|--------------|-------------|----------------|----------------|-----------------|--------------|--------------------------|
| \$62,210,789 | \$23,291,104 | \$8,485,655 | \$15,808,080 | \$4,093,618 | \$5,102,406 | \$63,188,984 | New York State |
| 38,331,145 | 15,253,941 | 6,290,964 | 8,121,766 | 2,729,156 | 2,851,197 | 37,136,712 | New York City |
| 23,879,644 | 8,037,163 | 2,194,691 | 7,686,314 | 1,364,462 | 2,251,209 | 26,052,272 | Rest of State |
| 722,409 | 187,373 | 27,616 | 202,607 | 29,426 | 65,338 | 901,738 | Albany |
| 169,441 | 78,857 | 11,339 | 28,394 | 10,587 | 12,226 | 138,907 | Allegany |
| 782,684 | 199,801 | 43,639 | 83,904 | 38,517 | 40,715 | 314,005 | Broome |
| 295,198 | 164,184 | 22,825 | 77,854 | 20,442 | 30,616 | 162,942 | Cattaraugus |
| 178,725 | 105,149 | 25,795 | 17,477 | 11,188 | 22,276 | 119,400 | Cayuga |
| 397,976 | 160,216 | 46,609 | 145,848 | 28,680 | 28,419 | 358,859 | Chautauqua |
| 318,242 | 130,526 | 20,394 | 28,831 | 27,671 | 37,597 | 287,849 | Chemung |
| 128,357 | 65,734 | 4,000 | 33,298 | 8,121 | 25,367 | 64,260 | Chenango |
| 260,977 | 103,258 | 16,308 | 102,639 | 12,187 | 11,825 | 129,210 | Clinton |
| 160,037 | 42,408 | 4,859 | 34,308 | 9,267 | 6,221 | 209,626 | Columbia |
| 128,894 | 58,336 | 9,605 | 37,110 | 12,034 | 24,699 | 71,259 | Cortland |
| 124,530 | 45,157 | 9,565 | 19,866 | 5,910 | 11,770 | 146,640 | Delaware |
| 392,848 | 141,103 | 26,269 | 160,374 | 25,029 | 76,255 | 528,846 | Dutchess |
| 2,828,749 | 774,071 | 299,976 | 730,502 | 180,006 | 279,352 | 2,436,592 | Erie |
| 115,933 | 39,379 | 8,589 | 10,502 | 4,979 | 6,295 | (23,269) | Essex |
| 185,590 | 63,490 | 11,940 | 31,212 | 8,109 | 6,937 | 109,706 | Franklin |
| 215,844 | 68,663 | 16,079 | 37,915 | 10,031 | 10,465 | 175,130 | Fulton |
| 132,777 | 53,305 | 8,232 | 15,374 | 10,396 | 12,614 | 116,552 | Genesee |
| 105,892 | 40,316 | 8,282 | 12,898 | 7,618 | 5,563 | 110,682 | Greene |
| 11,944 | 3,530 | 793 | 62 | 530 | 524 | 4,765 | Hamilton |
| 178,162 | 61,083 | 10,058 | 25,909 | 10,125 | 53,580 | 131,482 | Herkimer |
| 303,301 | 151,607 | 23,440 | 42,920 | 20,400 | 69,474 | 339,089 | Jefferson |
| 83,970 | 26,588 | 5,410 | 18,323 | 4,462 | 3,116 | 41,636 | Lewis |
| 106,642 | 48,026 | 5,297 | 16,929 | 5,244 | 13,646 | 66,502 | Livingston |
| 123,800 | 73,659 | 8,269 | 11,126 | 9,671 | 5,469 | 93,628 | Madison |
| 1,745,119 | 418,389 | 71,643 | 694,110 | 105,693 | 221,324 | 3,623,829 | Monroe |
| 164,423 | 76,532 | 7,799 | 21,906 | 8,059 | 17,976 | 144,703 | Montgomery |
| 1,863,629 | 326,668 | 185,604 | 1,278,747 | 57,054 | 135,972 | 2,849,896 | Nassau |
| 505,619 | 176,753 | 53,876 | 110,189 | 41,974 | 44,301 | 158,199 | Niagara |
| 707,048 | 241,787 | 67,647 | 192,436 | 61,293 | 130,470 | 630,451 | Oneida |
| 907,794 | 346,762 | 78,609 | 291,676 | 80,719 | 152,069 | 1,302,197 | Onondaga |
| 157,081 | 67,125 | 20,671 | 70,780 | 12,828 | 19,937 | 155,137 | Ontario |
| 614,484 | 275,528 | 101,303 | 298,773 | 45,890 | 54,472 | 754,513 | Orange |
| 102,293 | 47,000 | 8,685 | 12,990 | 6,466 | 6,917 | 77,041 | Orleans |
| 272,382 | 117,165 | 21,831 | 174,408 | 18,815 | 31,448 | 201,972 | Oswego |
| 118,925 | 49,208 | 10,465 | 42,380 | 5,352 | 7,307 | 111,142 | Otsego |
| 89,345 | 18,819 | 3,185 | 65,557 | 5,806 | 1,947 | 101,103 | Putnam |
| 341,285 | 109,365 | 27,842 | 93,008 | 16,541 | 30,470 | 513,823 | Rensselaer |
| 494,142 | 225,851 | 76,510 | 83,641 | 25,730 | 14,121 | 552,763 | Rockland |
| 385,272 | 184,709 | 40,557 | 53,950 | 19,103 | 23,494 | 205,919 | St. Lawrence |
| 340,504 | 125,905 | 21,515 | 40,436 | 16,366 | 14,151 | 272,102 | Saratoga |
| 440,624 | 105,951 | 9,535 | 47,015 | 12,022 | 34,359 | 481,764 | Schenectady |
| 75,385 | 26,489 | 9,289 | 8,293 | 4,586 | 10,362 | 65,609 | Schoharie |
| 45,566 | 36,759 | 5,193 | 9,281 | 3,734 | 2,246 | 37,702 | Schuyler |
| 61,739 | 26,440 | 7,987 | 10,773 | 3,365 | 3,029 | 45,919 | Seneca |
| 279,358 | 186,153 | 30,383 | 36,029 | 15,405 | 23,408 | 163,551 | Steuben |
| 2,363,689 | 773,608 | 333,025 | 1,077,937 | 99,306 | 126,692 | 3,208,911 | Suffolk |
| 227,524 | 79,682 | 20,551 | 85,486 | 8,635 | 10,687 | 170,400 | Sullivan |
| 108,592 | 69,619 | 9,341 | 18,955 | 8,554 | 7,012 | 59,295 | Tioga |
| 177,012 | 78,796 | 15,328 | 30,729 | 6,142 | 53,830 | 174,729 | Tompkins |
| 349,490 | 158,480 | 28,388 | 62,882 | 22,433 | 37,952 | 515,047 | Ulster |
| 146,079 | 45,121 | 6,910 | 13,460 | 6,983 | 7,702 | 188,300 | Warren |
| 130,644 | 40,499 | 11,979 | 25,060 | 6,861 | 8,355 | 135,221 | Washington |
| 198,805 | 55,360 | 15,368 | 23,628 | 8,695 | 12,178 | 103,553 | Wayne |
| 1,899,793 | 617,511 | 204,144 | 772,254 | 112,307 | 141,080 | 1,939,923 | Westchester |
| 70,986 | 26,248 | 7,512 | 8,397 | 4,161 | 2,636 | 45,802 | Wyoming |
| 42,091 | 17,062 | 6,828 | 4,966 | 2,954 | 2,946 | 25,720 | Yates |

Table 12
SUPPLEMENTAL SECURITY INCOME
 Recipients, total program expenditures, federal and state shares, by social services district
 December 1992

| Social Services District | Recipients | Expenditures | | |
|--------------------------|------------|---------------|---------------|--------------|
| | | Total | Federal | State |
| New York State* | 489,606 | \$178,711,034 | \$139,705,613 | \$39,005,421 |
| New York City | 298,478 | 113,828,887 | 92,307,527 | 21,521,360 |
| Rest of State | 180,186 | 62,317,345 | 46,046,345 | 16,271,000 |
| Albany | 4,797 | 1,711,014 | 1,233,569 | 477,445 |
| Allegany | 1,144 | 413,358 | 321,475 | 91,883 |
| Broome | 3,849 | 1,293,608 | 975,964 | 317,644 |
| Cattaraugus | 1,859 | 647,304 | 493,331 | 153,973 |
| Cayuga | 1,458 | 522,206 | 364,804 | 157,402 |
| Chautauqua | 3,377 | 1,206,673 | 922,069 | 284,604 |
| Chemung | 2,331 | 810,996 | 619,998 | 190,998 |
| Chenango | 973 | 313,941 | 243,547 | 70,394 |
| Clinton | 1,973 | 645,050 | 497,469 | 147,581 |
| Columbia | 1,308 | 444,421 | 313,657 | 130,764 |
| Cortland | 1,054 | 346,897 | 253,902 | 92,995 |
| Delaware | 1,090 | 361,178 | 257,396 | 103,782 |
| Dutchess | 3,485 | 1,205,054 | 806,942 | 398,112 |
| Erie | 21,043 | 7,657,966 | 5,937,306 | 1,720,660 |
| Essex | 788 | 239,226 | 161,500 | 77,726 |
| Franklin | 1,377 | 425,531 | 309,356 | 116,175 |
| Fulton | 1,376 | 430,045 | 307,435 | 122,610 |
| Genesee | 888 | 298,663 | 222,614 | 76,049 |
| Greene | 859 | 256,415 | 188,170 | 68,245 |
| Hamilton | 78 | 29,170 | 23,265 | 5,905 |
| Herkimer | 1,355 | 419,273 | 310,095 | 109,178 |
| Jefferson | 2,414 | 803,250 | 601,495 | 201,755 |
| Lewis | 588 | 193,062 | 137,425 | 55,637 |
| Livingston | 821 | 257,450 | 196,928 | 60,522 |
| Madison | 1,034 | 335,646 | 242,864 | 92,782 |
| Monroe | 13,501 | 4,890,581 | 3,663,575 | 1,227,006 |
| Montgomery | 1,237 | 372,530 | 267,942 | 104,588 |
| Nassau | 14,402 | 4,911,123 | 3,521,639 | 1,389,484 |
| Niagara | 3,786 | 1,279,249 | 924,291 | 354,958 |
| Oneida | 6,142 | 2,132,142 | 1,621,377 | 510,765 |
| Onondaga | 8,398 | 2,924,241 | 2,265,289 | 658,952 |
| Ontario | 1,195 | 405,683 | 303,883 | 101,800 |
| Orange | 4,871 | 1,608,139 | 1,229,950 | 378,189 |
| Orleans | 747 | 239,044 | 183,468 | 55,576 |
| Oswego | 2,058 | 679,848 | 520,755 | 159,093 |
| Otsego | 1,187 | 367,246 | 249,676 | 117,570 |
| Putnam | 564 | 191,242 | 124,500 | 66,742 |
| Rensselaer | 2,542 | 864,339 | 625,205 | 239,134 |
| Rockland | 3,908 | 1,378,673 | 914,654 | 464,019 |
| St. Lawrence | 3,060 | 1,025,348 | 811,648 | 213,700 |
| Saratoga | 1,979 | 615,915 | 453,754 | 162,161 |
| Schenectady | 2,768 | 964,141 | 718,380 | 245,761 |
| Schoharie | 636 | 203,670 | 132,684 | 70,986 |
| Schuyler | 366 | 120,023 | 82,023 | 38,000 |
| Seneca | 501 | 163,440 | 111,951 | 51,489 |
| Steuben | 2,292 | 756,857 | 577,370 | 179,487 |
| Suffolk | 17,918 | 6,530,481 | 4,608,770 | 1,921,711 |
| Sullivan | 2,261 | 851,197 | 547,782 | 303,415 |
| Tioga | 757 | 262,633 | 209,890 | 52,743 |
| Tompkins | 1,240 | 421,808 | 306,908 | 114,900 |
| Ulster | 3,334 | 1,179,977 | 872,669 | 307,308 |
| Warren | 1,144 | 331,132 | 249,997 | 81,135 |
| Washington | 1,156 | 384,436 | 283,886 | 100,550 |
| Wayne | 1,532 | 493,364 | 364,770 | 128,594 |
| Westchester | 12,478 | 4,250,344 | 3,170,268 | 1,080,076 |
| Wyoming | 539 | 149,676 | 111,590 | 38,086 |
| Yates | 368 | 101,426 | 73,225 | 28,201 |
| Mental Hygiene | 10,942 | 2,564,802 | 1,351,741 | 1,213,061 |

* Only NYS includes Mental Hygiene

Table 13
 SUPPLEMENTAL SECURITY INCOME
 SSI Recipients by Living Arrangement and Location

December 1992

| Living Arrangement | New York State | New York City | Rest of State | Mental Hygiene |
|--------------------------------|----------------|---------------|---------------|----------------|
| Living Alone | 254,736 | 167,619 | 87,091 | 26 |
| Living with Others | 153,214 | 95,191 | 58,001 | 22 |
| Living in Household of Another | 32,041 | 20,227 | 11,810 | 4 |
| Congregate Care Level I | 6,899 | 779 | 803 | 5,317 |
| Congregate Care Level II | 31,377 | 11,591 | 19,771 | 15 |
| Congregate Care Level III | 671 | 225 | 446 | 0 |
| Title XIX Institution | 18,947 | 7,625 | 5,651 | 5,671 |
| Total | 497,885 | 303,257 | 183,573 | 11,055 |
| Adjustments * | (8,279) | | | |
| Adjusted Total | 489,606 | | | |

Table 14
 SUPPLEMENTAL SECURITY INCOME
 SSI Recipients by Living Arrangement and Category of Assistance

December 1992

| Living Arrangement | Total | Category of Assistance | | |
|--------------------------------|---------|------------------------|-------|----------|
| | | Aged | Blind | Disabled |
| Living Alone | 254,736 | 92,077 | 2,035 | 160,624 |
| Living with Others | 153,214 | 17,600 | 1,445 | 134,169 |
| Living in Household of Another | 32,041 | 13,277 | 269 | 18,495 |
| Congregate Care Level I | 6,899 | 823 | 36 | 6,040 |
| Congregate Care Level II | 31,377 | 6,982 | 156 | 24,239 |
| Congregate Care Level III | 671 | 2 | 3 | 666 |
| Title XIX Institution | 18,947 | 4,756 | 126 | 14,065 |
| Total | 497,885 | 135,517 | 4,070 | 358,298 |
| Adjustments * | (8,279) | | | |
| Adjusted Total | 489,606 | | | |

* Adjustments represent the net change in caseload made during the month but effective in prior periods.

Table 15

PUBLIC ASSISTANCE

Reasons for openings for Home Relief and
Aid to Families with Dependent Children cases

NEW YORK STATE

October - December 1992

| Program | Total cases opened | Transferred from another program | Cases added to subsistence rolls | | | | |
|---------|--------------------|----------------------------------|----------------------------------|-----------------------------------|--------|-----------|-------|
| | | | Total | Percentage distribution by reason | | | |
| | | | | Health | Family | Financial | Legal |
| Total | 159,569 | 22,637 | 136,932 | 2.1 | 21.4 | 5.8 | 70.7 |
| HR | 88,357 | 3,592 | 84,765 | 2.7 | 24.3 | 5.6 | 67.4 |
| AFDC | 71,212 | 19,045 | 52,167 | 1.1 | 16.9 | 6.1 | 75.9 |

Table 16

PUBLIC ASSISTANCE

Reasons for closings for Home Relief and
Aid to Families with Dependent Children cases

NEW YORK STATE

October - December 1992

| Program | Total cases closed | Transferred to another program | Cases that left subsistence rolls | | | | |
|---------|--------------------|--------------------------------|-----------------------------------|-----------------------------------|--------|-----------|-------|
| | | | Total | Percentage distribution by reason | | | |
| | | | | Health | Family | Financial | Legal |
| Total | 139,977 | 20,809 | 119,168 | 1.1 | 0.2 | 29.2 | 69.5 |
| HR | 91,420 | 18,465 | 72,955 | 1.7 | 0.0 | 28.2 | 70.1 |
| AFDC | 48,557 | 2,344 | 46,213 | 0.1 | 0.6 | 30.7 | 68.5 |

Table 17
EMERGENCY PROGRAMS
Monthly average number of cases and recipients receiving assistance and
total expenditures in the EAF and EAA programs, by social service district
October - December 1992

| Social Services District | Emergency Assistance to Families | | | Emergency Assistance to Adults | |
|--------------------------|----------------------------------|------------|--------------|--------------------------------|--------------|
| | Monthly Average | | Quarterly | Monthly Average | Quarterly |
| | Families | Recipients | Expenditures | Cases | Expenditures |
| New York State | 19,338 | 63,590 | \$32,544,284 | 1,835 | \$1,756,674 |
| New York City | 16,482 * | 54,195 * | 27,746,058 | 527 * | 502,647 |
| Rest of State | 2,856 | 9,395 | 4,798,226 | 1,308 | 1,254,027 |
| Albany | 32 | 88 | 78,070 | 57 | 59,331 |
| Allegany | 13 | 48 | 13,721 | 12 | 11,811 |
| Broome | 32 | 98 | 55,923 | 9 | 5,306 |
| Cattaraugus | 31 | 120 | 28,214 | 12 | 6,623 |
| Cayuga | 20 | 77 | 19,914 | 2 | 1,108 |
| Chautauqua | 35 | 125 | 26,970 | 8 | 5,305 |
| Chemung | 54 | 196 | 79,076 | 4 | 3,107 |
| Chenango | 5 | 16 | 2,866 | 0 | 387 |
| Clinton | 23 | 75 | 16,450 | 7 | 6,252 |
| Columbia | 12 | 38 | 10,409 | 3 | 1,572 |
| Cortland | 17 | 62 | 22,413 | 4 | 2,370 |
| Delaware | 25 | 92 | 25,897 | 4 | 3,405 |
| Dutchess | 39 | 124 | 68,635 | 8 | 17,918 |
| Erie | 109 | 380 | 165,845 | 197 | 148,275 |
| Essex | 6 | 21 | 4,495 | 3 | 2,203 |
| Franklin | 16 | 43 | 14,217 | 2 | 1,692 |
| Fulton | 23 | 63 | 82,545 | 2 | 857 |
| Genesee | 14 | 51 | 15,751 | 1 | 123 |
| Greene | 30 | 98 | 35,915 | 8 | 6,766 |
| Hamilton | 3 | 10 | 2,511 | 0 | 0 |
| Herkimer | 9 | 35 | 6,608 | 2 | 591 |
| Jefferson | 29 | 76 | 29,467 | 7 | 5,346 |
| Lewis | 7 | 29 | 7,683 | 1 | 106 |
| Livingston | 47 | 136 | 71,723 | 7 | 10,792 |
| Madison | 15 | 59 | 17,939 | 0 | 160 |
| Monroe | 91 | 293 | 98,548 | 131 | 99,849 |
| Montgomery | 22 | 86 | 24,431 | 6 | 4,066 |
| Nassau | 63 | 198 | 173,489 | 60 | 85,655 |
| Niagara | 37 | 128 | 34,032 | 11 | 11,441 |
| Oneida | 93 | 340 | 91,154 | 25 | 15,772 |
| Onondaga | 167 | 580 | 233,924 | 150 | 109,928 |
| Ontario | 20 | 59 | 26,878 | 6 | 5,850 |
| Orange | 41 | 149 | 76,952 | 38 | 46,534 |
| Orleans | 17 | 67 | 13,678 | 3 | 1,486 |
| Oswego | 35 | 133 | 36,720 | 5 | 4,062 |
| Otsego | 10 | 37 | 20,646 | 2 | 3,730 |
| Putnam | 6 | 22 | 14,534 | 4 | 6,276 |
| Rensselaer | 14 | 56 | 20,767 | 16 | 16,944 |
| Rockland | 26 | 68 | 166,998 | 16 | 12,110 |
| St. Lawrence | 38 | 141 | 33,848 | 9 | 9,626 |
| Saratoga | 49 | 169 | 54,129 | 6 | 3,852 |
| Schenectady | 12 | 36 | 27,712 | 4 | 3,017 |
| Schoharie | 28 | 115 | 27,083 | 6 | 7,758 |
| Schuyler | 10 | 25 | 15,491 | 0 | 52 |
| Seneca | 6 | 21 | 7,047 | 0 | 0 |
| Steuben | 42 | 125 | 78,537 | 4 | 1,882 |
| Suffolk | 374 | 1,279 | 1,081,810 | 297 | 290,919 |
| Sullivan | 9 | 32 | 9,563 | 4 | 2,491 |
| Tioga | 8 | 32 | 11,324 | 2 | 1,216 |
| Tompkins | 38 | 111 | 64,906 | 25 | 42,310 |
| Ulster | 15 | 49 | 19,648 | 13 | 8,393 |
| Warren | 13 | 46 | 18,707 | 2 | 1,529 |
| Washington | 25 | 81 | 25,937 | 5 | 6,372 |
| Wayne | 9 | 36 | 9,355 | 2 | 4,621 |
| Westchester | 878 | 2,666 | 1,364,613 | 91 | 140,585 |
| Wyoming | 3 | 11 | 2,758 | 2 | 2,181 |
| Yates | 11 | 44 | 9,750 | 3 | 2,114 |

*Data partially estimated.

Table 18 (Part I)
 MEDICAL ASSISTANCE
 Monthly Average of Medical Assistance Beneficiaries by Category of Eligibility
 by Social Services District

October - December 1992

| Social Services District | Monthly Average Beneficiaries | Federally Financially Participating | | | | | |
|--------------------------|-------------------------------|-------------------------------------|----------|----------------------|------------|--------------|-------------|
| | | Medical and Subsistence | | | | | |
| | | Total FFP | SSI Aged | SSI Blind & Disabled | ADC Adults | ADC Children | HR Children |
| New York State | 1,616,761 | 1,430,604 | 116,972 | 237,733 | 215,903 | 412,464 | 39,414 |
| New York City | 1,017,618 | 879,670 | 82,744 | 135,365 | 139,609 | 272,796 | 29,570 |
| Rest of State | 599,143 | 550,934 | 34,228 | 102,368 | 76,294 | 139,668 | 9,844 |
| Albany | 15,579 | 14,105 | 854 | 2,941 | 2,023 | 3,581 | 320 |
| Allegany | 4,341 | 3,967 | 231 | 690 | 642 | 933 | 111 |
| Broome | 14,827 | 13,326 | 800 | 2,149 | 2,019 | 3,512 | 371 |
| Cattaraugus | 6,266 | 5,760 | 419 | 1,011 | 689 | 1,185 | 88 |
| Cayuga | 5,169 | 4,892 | 386 | 720 | 613 | 958 | 33 |
| Chautauqua | 11,338 | 10,317 | 638 | 1,857 | 1,565 | 2,564 | 261 |
| Chemung | 9,005 | 8,529 | 283 | 1,624 | 875 | 2,710 | 170 |
| Chenango | 3,525 | 3,327 | 210 | 559 | 393 | 611 | 41 |
| Clinton | 5,631 | 5,223 | 451 | 1,024 | 572 | 941 | 105 |
| Columbia | 3,831 | 3,587 | 267 | 662 | 462 | 858 | 69 |
| Cortland | 3,413 | 3,193 | 210 | 637 | 380 | 703 | 91 |
| Delaware | 3,180 | 2,967 | 282 | 526 | 390 | 568 | 84 |
| Dutchess | 10,712 | 9,930 | 659 | 2,034 | 1,333 | 2,406 | 92 |
| Erie | 75,612 | 68,299 | 3,268 | 13,253 | 11,377 | 20,379 | 1,088 |
| Essex | 2,815 | 2,563 | 185 | 443 | 317 | 471 | 60 |
| Franklin | 3,690 | 3,397 | 285 | 784 | 400 | 508 | 54 |
| Fulton | 4,355 | 4,058 | 280 | 826 | 429 | 743 | 110 |
| Genesee | 2,908 | 2,711 | 186 | 497 | 267 | 496 | 25 |
| Greene | 2,853 | 2,639 | 188 | 415 | 341 | 584 | 88 |
| Hamilton | 236 | 222 | 24 | 34 | 9 | 14 | 0 |
| Herkimer | 4,214 | 3,941 | 244 | 778 | 428 | 685 | 30 |
| Jefferson | 7,788 | 7,160 | 437 | 1,379 | 936 | 1,595 | 142 |
| Lewis | 1,915 | 1,789 | 128 | 329 | 183 | 274 | 27 |
| Livingston | 2,999 | 2,771 | 131 | 508 | 423 | 624 | 79 |
| Madison | 3,289 | 3,134 | 240 | 538 | 310 | 541 | 43 |
| Monroe | 53,427 | 48,662 | 2,517 | 7,880 | 9,291 | 18,144 | 982 |
| Montgomery | 3,625 | 3,425 | 256 | 703 | 298 | 589 | 75 |
| Nassau | 37,175 | 35,047 | 3,291 | 6,865 | 2,954 | 6,192 | 231 |
| Niagara | 14,251 | 12,946 | 731 | 2,252 | 1,968 | 3,081 | 198 |
| Oneida | 17,493 | 16,065 | 1,042 | 3,549 | 1,903 | 3,255 | 243 |
| Onondaga | 31,238 | 28,619 | 1,209 | 4,998 | 4,419 | 9,021 | 622 |
| Ontario | 4,253 | 3,922 | 251 | 710 | 625 | 951 | 50 |
| Orange | 18,824 | 17,301 | 1,104 | 2,458 | 2,030 | 4,228 | 689 |
| Orleans | 2,786 | 2,617 | 142 | 474 | 342 | 564 | 51 |
| Oswego | 7,864 | 7,345 | 389 | 1,149 | 1,053 | 1,653 | 123 |
| Otsego | 3,464 | 3,296 | 271 | 624 | 271 | 512 | 49 |
| Putnam | 1,720 | 1,586 | 81 | 368 | 146 | 201 | 11 |
| Rensselaer | 9,630 | 8,792 | 396 | 1,505 | 1,210 | 2,095 | 93 |
| Rockland | 12,055 | 11,090 | 1,075 | 1,854 | 835 | 1,749 | 499 |
| St. Lawrence | 8,926 | 8,176 | 689 | 1,567 | 1,084 | 1,595 | 156 |
| Saratoga | 6,839 | 6,447 | 351 | 1,233 | 559 | 916 | 75 |
| Schenectady | 9,281 | 8,449 | 414 | 1,676 | 1,154 | 1,905 | 198 |
| Schoharie | 1,876 | 1,750 | 166 | 313 | 178 | 265 | 32 |
| Schuyler | 1,280 | 1,195 | 107 | 192 | 157 | 233 | 19 |
| Seneca | 1,531 | 1,476 | 102 | 311 | 146 | 256 | 24 |
| Steuben | 7,035 | 6,479 | 324 | 1,366 | 918 | 1,470 | 149 |
| Suffolk | 52,995 | 50,158 | 3,344 | 10,205 | 7,291 | 13,699 | 475 |
| Sullivan | 5,266 | 4,999 | 400 | 1,262 | 484 | 918 | 79 |
| Tioga | 2,838 | 2,640 | 117 | 420 | 373 | 600 | 51 |
| Tompkins | 4,094 | 3,694 | 164 | 782 | 459 | 728 | 88 |
| Ulster | 10,066 | 9,391 | 468 | 1,972 | 1,331 | 2,491 | 138 |
| Warren | 3,578 | 3,432 | 222 | 666 | 270 | 516 | 15 |
| Washington | 3,797 | 3,563 | 250 | 598 | 455 | 801 | 57 |
| Wayne | 4,425 | 4,164 | 374 | 887 | 593 | 994 | 81 |
| Westchester | 46,331 | 40,716 | 2,552 | 7,177 | 5,985 | 11,338 | 678 |
| Wyoming | 1,833 | 1,725 | 105 | 309 | 171 | 243 | 12 |
| Yates | 1,466 | 1,347 | 81 | 216 | 156 | 261 | 30 |

Table 18 (Part II)
MEDICAL ASSISTANCE
 Monthly Average of Medical Assistance Beneficiaries by Category of Eligibility
 by Social Services District

October - December 1992

| Federally Financially Participating (cont.) | | | | | Federally Non-Participating | | | Services District |
|---|------------------|--------------------|----------------------|---------------------|-----------------------------|-----------------------------------|--------------------------------|-------------------|
| Medical Only | | | | | Total FNP 1/ | Medical and Subsistence HR Adults | Medical Only HR-Related Adults | |
| Aged | Blind & Disabled | ADC-Related Adults | ADC-Related Children | HR-Related Children | | | | |
| 126,579 | 54,326 | 61,329 | 150,286 | 35,086 | 193,684 | 162,213 | 33,046 | New York State |
| 57,763 | 23,878 | 32,063 | 93,719 | 20,630 | 142,381 | 120,612 | 22,659 | New York City |
| 68,816 | 30,448 | 29,266 | 56,567 | 14,456 | 51,303 | 41,601 | 10,387 | Rest of State |
| 2,043 | 647 | 561 | 1,082 | 296 | 1,573 | 1,433 | 156 | Albany |
| 351 | 208 | 279 | 455 | 152 | 392 | 288 | 111 | Allegany |
| 1,810 | 685 | 735 | 1,282 | 366 | 1,624 | 1,348 | 324 | Broome |
| 718 | 284 | 471 | 870 | 205 | 555 | 358 | 218 | Cattaraugus |
| 598 | 254 | 462 | 823 | 167 | 300 | 206 | 102 | Cayuga |
| 1,286 | 472 | 592 | 1,003 | 298 | 1,078 | 857 | 228 | Chautauqua |
| 795 | 332 | 412 | 1,324 | 232 | 511 | 390 | 134 | Chemung |
| 391 | 190 | 306 | 559 | 191 | 229 | 131 | 97 | Chenango |
| 566 | 295 | 453 | 802 | 169 | 439 | 291 | 155 | Clinton |
| 505 | 236 | 190 | 320 | 92 | 256 | 204 | 55 | Columbia |
| 373 | 163 | 209 | 413 | 121 | 236 | 186 | 53 | Cortland |
| 345 | 130 | 251 | 398 | 98 | 233 | 179 | 58 | Delaware |
| 1,344 | 586 | 470 | 821 | 356 | 829 | 755 | 86 | Dutchess |
| 6,900 | 3,284 | 2,800 | 5,807 | 1,083 | 7,665 | 6,461 | 1,286 | Erie |
| 398 | 169 | 173 | 342 | 66 | 272 | 208 | 73 | Essex |
| 412 | 257 | 235 | 447 | 103 | 315 | 247 | 74 | Franklin |
| 597 | 233 | 277 | 544 | 151 | 329 | 239 | 94 | Fulton |
| 422 | 140 | 244 | 434 | 83 | 216 | 110 | 49 | Genesee |
| 419 | 117 | 181 | 308 | 62 | 236 | 178 | 66 | Greene |
| 38 | 28 | 33 | 46 | 0 | 15 | 10 | 7 | Hamilton |
| 625 | 212 | 315 | 559 | 190 | 297 | 151 | 116 | Herkimer |
| 741 | 355 | 490 | 1,126 | 135 | 676 | 503 | 145 | Jefferson |
| 204 | 117 | 164 | 345 | 65 | 133 | 78 | 58 | Lewis |
| 323 | 142 | 178 | 377 | 55 | 239 | 202 | 37 | Livingston |
| 404 | 156 | 332 | 567 | 124 | 180 | 103 | 86 | Madison |
| 4,321 | 1,858 | 1,319 | 2,615 | 440 | 5,002 | 4,658 | 402 | Monroe |
| 474 | 259 | 244 | 528 | 104 | 222 | 150 | 78 | Montgomery |
| 7,040 | 2,617 | 1,746 | 3,844 | 745 | 2,268 | 1,785 | 526 | Nassau |
| 1,708 | 721 | 811 | 1,470 | 259 | 1,380 | 1,146 | 246 | Niagara |
| 2,174 | 872 | 1,051 | 1,823 | 472 | 1,515 | 1,021 | 526 | Oneida |
| 2,836 | 1,560 | 1,294 | 2,683 | 507 | 2,770 | 2,283 | 533 | Onondaga |
| 562 | 171 | 231 | 391 | 61 | 354 | 321 | 32 | Ontario |
| 1,695 | 1,025 | 1,113 | 2,001 | 1,387 | 1,614 | 1,137 | 509 | Orange |
| 312 | 176 | 188 | 330 | 94 | 178 | 126 | 53 | Orleans |
| 663 | 365 | 674 | 1,207 | 277 | 574 | 365 | 223 | Oswego |
| 396 | 178 | 336 | 621 | 163 | 184 | 103 | 91 | Otsego |
| 391 | 150 | 91 | 145 | 35 | 146 | 116 | 37 | Putnam |
| 1,365 | 522 | 563 | 1,010 | 180 | 880 | 709 | 178 | Rensselaer |
| 1,511 | 651 | 494 | 960 | 1,629 | 1,012 | 575 | 448 | Rockland |
| 894 | 351 | 636 | 1,081 | 303 | 789 | 571 | 233 | St. Lawrence |
| 961 | 611 | 629 | 1,024 | 280 | 439 | 249 | 199 | Saratoga |
| 1,366 | 484 | 433 | 873 | 145 | 896 | 692 | 222 | Schenectady |
| 212 | 101 | 181 | 273 | 85 | 132 | 89 | 47 | Schoharie |
| 151 | 77 | 89 | 158 | 42 | 91 | 62 | 32 | Schuyler |
| 224 | 85 | 109 | 203 | 49 | 60 | 39 | 23 | Seneca |
| 663 | 262 | 426 | 816 | 217 | 595 | 438 | 167 | Steuben |
| 6,165 | 3,466 | 1,951 | 3,783 | 548 | 3,067 | 2,618 | 497 | Suffolk |
| 563 | 268 | 293 | 662 | 192 | 284 | 209 | 83 | Sullivan |
| 320 | 126 | 228 | 401 | 83 | 213 | 150 | 70 | Tioga |
| 321 | 213 | 309 | 579 | 166 | 432 | 311 | 131 | Tompkins |
| 1,170 | 460 | 433 | 846 | 249 | 725 | 580 | 168 | Ulster |
| 489 | 237 | 345 | 631 | 112 | 164 | 88 | 80 | Warren |
| 443 | 177 | 246 | 519 | 96 | 256 | 196 | 66 | Washington |
| 489 | 169 | 238 | 368 | 50 | 278 | 246 | 36 | Wayne |
| 5,930 | 2,429 | 1,504 | 3,159 | 488 | 5,844 | 5,382 | 505 | Westchester |
| 280 | 83 | 165 | 332 | 70 | 113 | 81 | 36 | Wyoming |
| 156 | 75 | 121 | 215 | 75 | 128 | 83 | 46 | Yates |

Table 19 (Part 1)
 MEDICAL ASSISTANCE
 Medical Assistance Expenditures 1/ by Category of Eligibility by Social Services District

October - December 1992

| Social Services District | Total M.A. Expenditures 2/ | Federally Financially Participating | | | | | |
|--------------------------|----------------------------|-------------------------------------|---------------|----------------------|---------------|---------------|--------------|
| | | Medical and Subsistence | | | | | |
| | | Total FFP | SSI Aged | SSI Blind & Disabled | ADC Adults | ADC Children | HR Children |
| New York State | \$3,741,783,247 | \$3,340,528,261 | \$368,739,707 | \$801,986,122 | \$202,679,132 | \$256,458,516 | \$32,487,350 |
| New York City | 2,482,515,165 | 2,156,511,464 | 295,487,226 | 539,760,750 | 140,081,777 | 180,850,553 | 25,896,678 |
| Rest of State | 1,259,268,082 | 1,184,016,797 | 73,252,481 | 262,225,372 | 62,597,355 | 75,607,963 | 6,590,672 |
| Albany | 35,002,753 | 32,425,050 | 2,079,026 | 8,018,402 | 1,673,644 | 1,993,959 | 286,537 |
| Allegany | 5,507,115 | 5,191,076 | 383,122 | 1,066,547 | 505,927 | 451,200 | 67,360 |
| Broome | 23,190,756 | 21,541,276 | 1,378,497 | 3,877,212 | 1,223,458 | 1,465,535 | 212,195 |
| Cattaraugus | 8,681,866 | 8,176,608 | 501,089 | 1,944,983 | 470,315 | 541,080 | 26,614 |
| Cayuga | 7,748,859 | 7,496,576 | 393,194 | 1,165,006 | 399,751 | 492,207 | 16,898 |
| Chautauqua | 16,265,995 | 15,464,307 | 921,872 | 3,345,448 | 1,014,112 | 1,172,257 | 141,353 |
| Chemung | 12,616,037 | 12,064,090 | 504,060 | 2,695,020 | 695,602 | 1,030,910 | 64,867 |
| Chenango | 4,893,098 | 4,668,894 | 260,524 | 920,368 | 251,202 | 227,472 | 17,503 |
| Clinton | 7,804,193 | 7,430,356 | 564,293 | 1,653,537 | 358,859 | 475,492 | 88,562 |
| Columbia | 7,827,695 | 7,557,152 | 403,705 | 1,261,881 | 352,813 | 350,403 | 42,830 |
| Cortland | 4,676,184 | 4,480,294 | 341,313 | 1,021,321 | 255,452 | 305,916 | 52,633 |
| Delaware | 5,958,447 | 5,664,718 | 402,168 | 989,770 | 343,853 | 314,387 | 56,615 |
| Dutchess | 26,010,568 | 24,426,953 | 2,231,552 | 5,490,774 | 1,387,884 | 1,384,732 | 90,215 |
| Erie | 127,431,099 | 117,469,438 | 6,245,406 | 32,024,943 | 8,815,963 | 10,050,368 | 772,006 |
| Essex | 4,097,337 | 3,889,362 | 180,035 | 573,975 | 150,583 | 196,001 | 42,496 |
| Franklin | 5,637,093 | 5,411,799 | 348,219 | 1,611,712 | 271,914 | 281,523 | 30,441 |
| Fulton | 8,176,488 | 7,790,930 | 341,780 | 1,588,453 | 257,117 | 341,756 | 62,955 |
| Genesee | 5,193,574 | 4,920,065 | 241,115 | 1,033,066 | 269,253 | 221,083 | 65,903 |
| Greene | 5,347,291 | 4,982,573 | 259,212 | 869,262 | 260,009 | 188,919 | 29,962 |
| Hamilton | 421,677 | 392,441 | 52,220 | 45,138 | 1,918 | 3,326 | 0 |
| Herkimer | 7,947,962 | 7,650,283 | 382,608 | 1,519,917 | 282,097 | 282,332 | 11,700 |
| Jefferson | 10,618,554 | 10,079,062 | 385,809 | 1,987,025 | 481,457 | 788,417 | 69,480 |
| Lewis | 2,871,941 | 2,786,820 | 158,733 | 459,041 | 87,904 | 110,539 | 19,093 |
| Livingston | 4,608,277 | 4,382,732 | 230,452 | 907,643 | 253,752 | 359,065 | 51,988 |
| Madison | 5,378,900 | 5,176,567 | 327,207 | 851,797 | 169,320 | 216,653 | 17,634 |
| Monroe | 92,791,283 | 85,498,298 | 5,917,976 | 18,836,226 | 7,675,676 | 9,457,963 | 689,285 |
| Montgomery | 7,979,012 | 7,691,118 | 371,355 | 1,674,077 | 233,650 | 254,248 | 75,499 |
| Nassau | 153,977,199 | 147,185,758 | 11,014,057 | 27,609,778 | 2,980,296 | 3,923,082 | 353,502 |
| Niagara | 23,437,587 | 22,013,416 | 1,046,903 | 4,936,581 | 1,375,545 | 1,703,810 | 109,263 |
| Oneida | 30,384,906 | 28,743,918 | 2,066,880 | 7,129,222 | 1,472,940 | 1,686,166 | 190,102 |
| Onondaga | 54,591,495 | 51,313,230 | 2,367,019 | 11,712,899 | 3,512,982 | 4,878,052 | 385,884 |
| Ontario | 7,920,674 | 7,468,028 | 384,107 | 1,407,155 | 492,231 | 504,188 | 34,457 |
| Orange | 33,270,587 | 30,661,161 | 1,931,293 | 5,976,310 | 1,666,793 | 2,444,135 | 221,332 |
| Orleans | 3,844,010 | 3,665,185 | 167,437 | 596,503 | 213,267 | 377,478 | 21,135 |
| Oswego | 10,403,950 | 9,859,898 | 483,843 | 2,000,031 | 673,328 | 679,750 | 76,569 |
| Otsego | 5,868,442 | 5,651,210 | 345,905 | 1,064,032 | 269,525 | 284,345 | 21,208 |
| Putnam | 6,567,348 | 6,225,838 | 197,307 | 1,492,486 | 165,128 | 123,275 | 5,957 |
| Rensselaer | 19,403,373 | 18,177,445 | 528,094 | 3,871,451 | 922,353 | 968,449 | 118,454 |
| Rockland | 33,233,186 | 31,733,961 | 3,027,606 | 7,103,639 | 964,149 | 899,553 | 168,714 |
| St. Lawrence | 11,226,981 | 10,585,688 | 970,412 | 2,416,199 | 766,068 | 593,790 | 93,497 |
| Saratoga | 13,663,700 | 13,165,777 | 505,003 | 2,644,915 | 407,730 | 426,998 | 38,544 |
| Schenectady | 20,011,510 | 18,801,128 | 790,523 | 3,998,071 | 917,259 | 1,012,522 | 168,699 |
| Schoharie | 2,961,517 | 2,787,667 | 186,530 | 596,460 | 124,481 | 115,212 | 21,537 |
| Schuyler | 2,441,126 | 2,373,235 | 144,191 | 353,843 | 127,803 | 133,925 | 8,997 |
| Seneca | 2,894,844 | 2,855,180 | 183,269 | 784,588 | 104,953 | 117,886 | 14,860 |
| Steuben | 10,358,264 | 9,943,026 | 371,510 | 2,743,096 | 595,672 | 815,956 | 101,137 |
| Suffolk | 148,701,694 | 142,888,807 | 8,384,546 | 32,379,712 | 6,938,547 | 9,016,404 | 368,938 |
| Sullivan | 11,108,155 | 10,685,184 | 783,503 | 2,707,104 | 404,683 | 559,761 | 51,670 |
| Tioga | 4,483,520 | 4,233,033 | 102,894 | 687,227 | 290,572 | 466,578 | 16,143 |
| Tompkins | 5,872,332 | 5,402,200 | 265,205 | 1,517,446 | 332,444 | 318,397 | 52,345 |
| Ulster | 20,951,582 | 19,592,857 | 1,085,111 | 4,715,185 | 976,794 | 1,035,172 | 91,025 |
| Warren | 5,755,274 | 5,597,582 | 214,635 | 1,140,064 | 186,113 | 204,526 | 7,937 |
| Washington | 5,665,019 | 5,442,011 | 241,329 | 1,228,838 | 265,224 | 283,256 | 38,620 |
| Wayne | 7,226,303 | 7,001,022 | 450,193 | 1,689,932 | 384,907 | 505,621 | 39,790 |
| Westchester | 142,838,968 | 129,950,184 | 9,014,259 | 29,547,255 | 6,704,678 | 8,344,370 | 639,852 |
| Wyoming | 3,390,598 | 3,272,825 | 111,364 | 480,719 | 114,770 | 121,441 | 6,898 |
| Yates | 2,129,884 | 2,031,505 | 81,011 | 262,087 | 102,635 | 106,122 | 20,897 |

1/ Expenditures exclude retroactive rate adjustments and non-MMIS payments to providers totaling \$125,938,035.
 2/ Includes \$3,565,003 statewide not allocated to specific eligibility groups.

Table 19 (Part II)
 MEDICAL ASSISTANCE
 Medical Assistance Expenditures 1/ by Category of Eligibility by Social Services District

October - December 1992

| Medical Only | | | | | Federally Non-Participating | | | Services District |
|---------------|------------------|--------------------|----------------------|---------------------|-----------------------------|-----------------------------------|--------------------------------|-------------------|
| Aged | Blind & Disabled | ADC-Related Adults | ADC-Related Children | HR-Related Children | Total FNP 2/ | Medical and Subsistence HR Adults | Medical Only HR-Related Adults | |
| \$987,596,824 | \$376,400,251 | \$98,120,881 | \$189,608,875 | \$26,450,603 | \$401,254,986 | \$300,041,846 | \$97,648,137 | New York State |
| 524,037,490 | 225,653,020 | 66,007,779 | 143,015,890 | 15,720,301 | 326,003,701 | 244,301,263 | 78,303,532 | New York City |
| 463,559,334 | 150,747,231 | 32,113,102 | 46,592,985 | 10,730,302 | 75,251,285 | 55,740,583 | 19,344,605 | Rest of State |
| 13,188,962 | 3,134,570 | 596,183 | 1,120,362 | 333,405 | 2,577,703 | 2,152,734 | 424,201 | Albany |
| 1,598,926 | 465,362 | 237,805 | 283,504 | 131,323 | 316,039 | 220,045 | 94,231 | Allegany |
| 9,439,655 | 2,074,902 | 805,720 | 842,255 | 221,847 | 1,649,480 | 1,161,581 | 487,899 | Broome |
| 3,264,688 | 646,209 | 288,035 | 401,225 | 92,370 | 505,258 | 353,348 | 151,808 | Cattaraugus |
| 3,353,669 | 745,925 | 345,940 | 461,514 | 122,472 | 525,283 | 126,256 | 125,480 | Cayuga |
| 6,136,976 | 1,490,928 | 465,729 | 577,101 | 198,531 | 801,688 | 615,432 | 184,046 | Chautauqua |
| 4,871,253 | 1,122,212 | 330,412 | 633,754 | 116,000 | 551,947 | 384,858 | 167,090 | Chemung |
| 1,929,627 | 404,540 | 294,998 | 267,503 | 95,157 | 224,204 | 135,563 | 88,362 | Chenango |
| 2,541,943 | 807,104 | 327,785 | 523,604 | 89,177 | 373,837 | 208,708 | 164,487 | Clinton |
| 3,251,412 | 1,483,987 | 159,941 | 187,979 | 62,201 | 270,543 | 163,618 | 106,591 | Columbia |
| 1,543,001 | 334,611 | 130,032 | 372,502 | 123,513 | 195,890 | 149,564 | 45,365 | Cortland |
| 2,337,738 | 600,374 | 250,874 | 270,466 | 98,473 | 293,729 | 202,930 | 90,729 | Delaware |
| 8,771,929 | 3,198,574 | 652,843 | 818,170 | 400,280 | 1,583,615 | 1,374,239 | 208,268 | Dutchess |
| 39,119,248 | 13,162,896 | 2,406,511 | 4,221,406 | 650,691 | 9,961,661 | 8,249,242 | 1,711,549 | Erie |
| 1,932,608 | 433,992 | 132,290 | 218,796 | 28,586 | 207,975 | 141,604 | 66,371 | Essex |
| 1,871,584 | 561,379 | 194,130 | 194,640 | 46,257 | 225,294 | 191,626 | 33,586 | Franklin |
| 3,586,771 | 925,374 | 216,476 | 332,871 | 137,377 | 385,558 | 240,365 | 143,636 | Fulton |
| 2,041,729 | 571,270 | 226,531 | 171,285 | 78,830 | 273,509 | 177,566 | 64,172 | Genesee |
| 2,475,484 | 542,511 | 155,037 | 173,787 | 28,390 | 364,718 | 203,564 | 160,854 | Greene |
| 147,154 | 91,250 | 38,430 | 13,005 | 0 | 29,236 | 19,461 | 9,776 | Hamilton |
| 3,675,253 | 605,297 | 309,174 | 401,722 | 180,098 | 297,679 | 110,103 | 146,798 | Herkimer |
| 4,014,231 | 1,226,031 | 365,788 | 697,340 | 63,482 | 539,492 | 365,972 | 140,579 | Jefferson |
| 1,221,418 | 313,109 | 160,442 | 235,477 | 21,064 | 85,121 | 43,134 | 41,987 | Lewis |
| 1,779,057 | 441,444 | 134,679 | 139,527 | 85,125 | 225,545 | 168,424 | 56,519 | Livingston |
| 2,514,201 | 428,726 | 301,182 | 301,810 | 48,037 | 202,333 | 112,312 | 90,021 | Madison |
| 29,894,631 | 9,220,826 | 1,194,339 | 2,274,526 | 336,850 | 7,292,985 | 6,065,707 | 1,220,324 | Monroe |
| 3,333,465 | 1,118,491 | 207,227 | 365,048 | 58,058 | 287,894 | 191,216 | 95,072 | Montgomery |
| 66,923,907 | 23,386,153 | 4,057,410 | 5,801,708 | 1,135,865 | 6,791,441 | 3,477,187 | 3,298,152 | Nassau |
| 8,661,197 | 2,349,936 | 653,282 | 1,026,383 | 150,516 | 1,424,171 | 1,167,666 | 255,736 | Niagara |
| 11,778,198 | 2,278,470 | 758,657 | 1,113,558 | 269,725 | 1,640,988 | 1,001,642 | 639,288 | Oneida |
| 18,596,769 | 6,112,176 | 1,189,934 | 2,189,997 | 367,518 | 3,278,265 | 2,482,007 | 793,194 | Onondaga |
| 3,789,454 | 488,757 | 171,667 | 175,749 | 20,263 | 452,646 | 408,478 | 40,889 | Ontario |
| 10,282,656 | 4,475,630 | 1,266,004 | 1,803,263 | 593,745 | 2,609,426 | 1,567,059 | 1,042,017 | Orange |
| 1,342,381 | 495,338 | 122,983 | 229,203 | 99,460 | 178,825 | 126,237 | 52,582 | Orleans |
| 3,323,590 | 1,173,769 | 606,091 | 681,137 | 161,790 | 544,052 | 283,658 | 260,116 | Oswego |
| 2,446,824 | 452,897 | 343,440 | 359,086 | 63,948 | 217,232 | 100,360 | 116,872 | Otsego |
| 2,815,709 | 1,068,310 | 171,606 | 148,670 | 37,390 | 341,510 | 144,330 | 196,799 | Putnam |
| 8,186,727 | 2,314,429 | 495,479 | 649,197 | 122,812 | 1,225,928 | 947,937 | 277,305 | Rensselaer |
| 12,935,832 | 4,330,020 | 682,802 | 845,767 | 775,879 | 1,499,225 | 1,215,582 | 274,995 | Rockland |
| 3,672,106 | 789,066 | 463,281 | 621,401 | 199,868 | 641,293 | 416,396 | 224,710 | St. Lawrence |
| 5,575,943 | 2,319,433 | 525,304 | 542,434 | 179,473 | 497,923 | 288,226 | 209,697 | Saratoga |
| 8,660,857 | 1,996,204 | 393,890 | 715,545 | 147,558 | 1,210,382 | 943,720 | 266,663 | Schenectady |
| 1,095,624 | 297,738 | 139,494 | 159,837 | 50,754 | 173,850 | 135,372 | 38,478 | Schoharie |
| 953,106 | 478,278 | 48,548 | 110,927 | 13,617 | 67,891 | 43,303 | 24,587 | Schuyler |
| 1,156,917 | 292,735 | 75,363 | 92,283 | 32,326 | 39,664 | 33,261 | 6,403 | Seneca |
| 3,629,944 | 659,849 | 328,656 | 521,881 | 175,325 | 415,238 | 272,928 | 141,660 | Steuben |
| 52,395,193 | 24,362,752 | 3,480,744 | 4,914,424 | 647,547 | 5,812,887 | 4,469,810 | 1,342,684 | Suffolk |
| 4,041,771 | 1,126,601 | 290,206 | 574,075 | 145,810 | 422,971 | 270,513 | 152,347 | Sullivan |
| 1,796,586 | 394,791 | 165,854 | 262,710 | 49,678 | 250,487 | 112,340 | 137,888 | Tioga |
| 1,622,419 | 622,446 | 222,048 | 368,368 | 81,082 | 470,132 | 249,325 | 220,075 | Tompkins |
| 7,933,152 | 2,394,579 | 532,845 | 606,630 | 222,364 | 1,358,725 | 734,625 | 622,821 | Ulster |
| 2,239,568 | 891,902 | 213,278 | 279,809 | 219,754 | 157,692 | 75,212 | 82,480 | Warren |
| 2,359,405 | 518,076 | 194,463 | 260,009 | 52,789 | 223,008 | 138,027 | 84,947 | Washington |
| 3,039,654 | 443,989 | 227,555 | 200,593 | 18,788 | 225,281 | 201,480 | 23,639 | Wayne |
| 50,118,673 | 17,302,974 | 3,132,452 | 4,436,748 | 708,923 | 12,888,784 | 10,781,266 | 2,105,712 | Westchester |
| 1,473,392 | 498,588 | 136,200 | 269,727 | 59,726 | 117,773 | 67,616 | 50,157 | Wyoming |
| 875,167 | 279,451 | 95,033 | 130,687 | 78,415 | 98,379 | 55,848 | 41,911 | Yates |

Note: Detail may not add to total due to rounding.

Table 20 (Part I)
 MEDICAL ASSISTANCE
 Medical Assistance Expenditures 1/ by Category of Service by Category of Eligibility
 for New York State, New York City and Rest of State

October - December 1992

| Category of Eligibility | Total Medical Expenditures | Hospital Inpatient | Hospital Outpatient | Free Standing Clinic | Skilled Nursing Facilities | Intermediate Care Facilities | Personal Care | Home Health Services |
|--------------------------------------|----------------------------|--------------------|---------------------|----------------------|----------------------------|------------------------------|---------------|----------------------|
| New York State Total 2/ | \$3,741,783,247 | \$1,241,572,126 | \$274,476,889 | \$152,770,164 | \$947,030,469 | \$70,486,510 | \$394,298,919 | \$116,437,178 |
| Total FFP Medical and Subsistence | 3,340,528,261 | 979,493,795 | 224,520,888 | 126,139,336 | 944,923,928 | 70,312,655 | 392,302,237 | 111,953,951 |
| SSI Aged | 368,739,707 | 68,002,264 | 7,677,407 | 3,277,050 | 65,504,262 | 276,704 | 148,716,833 | 28,172,957 |
| SSI Blind and Disabled | 801,986,122 | 304,762,873 | 84,922,006 | 49,692,164 | 56,854,809 | 38,779,067 | 74,067,473 | 32,926,757 |
| ADC Adults | 202,679,132 | 88,156,275 | 32,575,470 | 18,687,457 | 320,801 | 0 | 426,504 | 1,372,572 |
| ADC Children | 256,458,516 | 117,506,318 | 42,725,379 | 21,382,259 | 1,226,870 | 19,636 | 62,613 | 1,634,237 |
| HR Children | 32,487,350 | 17,181,153 | 4,682,647 | 2,640,266 | 121,133 | 0 | 236,555 | 506,689 |
| MA Only | | | | | | | | |
| Aged | 987,596,824 | 55,567,366 | 3,043,996 | 1,336,719 | 720,961,734 | 1,934,959 | 141,392,071 | 31,937,571 |
| Blind & Disabled | 376,400,251 | 144,781,439 | 12,289,407 | 8,034,514 | 98,151,207 | 28,259,266 | 27,029,741 | 13,856,564 |
| ADC-Related Adult | 98,120,881 | 57,963,031 | 13,685,975 | 8,110,383 | 902,608 | 40,056 | 212,032 | 546,280 |
| ADC-Related Children | 189,608,875 | 110,681,485 | 19,874,895 | 10,944,418 | 819,075 | 945,140 | 138,126 | 880,609 |
| HR-Related Children | 26,450,603 | 14,891,591 | 3,043,706 | 2,034,106 | 61,429 | 57,827 | 20,289 | 119,715 |
| Total FNP 2/ Medical and Subsistence | 401,254,986 | 262,078,331 | 49,956,001 | 26,630,828 | 2,106,541 | 173,855 | 1,996,682 | 4,483,227 |
| HR Adults | 300,041,846 | 178,702,463 | 44,132,776 | 24,554,125 | 699,162 | 0 | 1,363,526 | 4,094,559 |
| MA Only | | | | | | | | |
| HR-Related Adults | 97,648,137 | 81,961,340 | 5,662,852 | 2,015,127 | 347,444 | 23,556 | 257,919 | 335,413 |
| New York City Total 2/ | 2,482,515,165 | 961,943,288 | 185,810,424 | 89,002,963 | 487,855,980 | 33,244,982 | 308,026,825 | 83,628,858 |
| Total FFP Medical and Subsistence | 2,156,511,464 | 743,169,907 | 146,877,436 | 69,972,651 | 486,119,511 | 33,094,683 | 306,209,550 | 79,561,064 |
| SSI Aged | 295,487,226 | 56,983,604 | 5,167,368 | 1,824,349 | 45,875,998 | 165,816 | 129,395,939 | 21,888,421 |
| SSI Blind and Disabled | 539,760,750 | 235,479,860 | 53,491,787 | 25,856,788 | 41,157,280 | 18,089,485 | 57,643,561 | 24,234,723 |
| ADC Adults | 140,081,777 | 64,266,307 | 22,008,975 | 12,033,821 | 286,751 | 0 | 326,918 | 962,230 |
| ADC Children | 180,850,553 | 88,357,980 | 28,909,812 | 12,466,457 | 1,170,066 | 19,636 | 53,822 | 942,901 |
| HR Children | 25,896,678 | 14,312,083 | 3,487,960 | 1,890,902 | 121,133 | 0 | 236,555 | 458,757 |
| MA Only | | | | | | | | |
| Aged | 524,037,490 | 36,271,397 | 1,803,032 | 714,742 | 344,719,519 | 994,654 | 101,400,492 | 21,483,443 |
| Blind & Disabled | 225,653,020 | 107,369,361 | 6,873,585 | 3,254,536 | 52,160,246 | 13,033,938 | 17,001,333 | 8,584,210 |
| ADC-Related Adult | 66,007,779 | 42,405,855 | 9,683,906 | 4,779,330 | 1,779 | 0 | 52,798 | 361,206 |
| ADC-Related Children | 143,015,890 | 88,363,868 | 13,629,865 | 5,920,271 | 626,142 | 791,154 | 78,787 | 598,249 |
| HR-Related Children | 15,720,301 | 9,359,592 | 1,821,146 | 1,231,455 | 597 | 0 | 19,345 | 46,924 |
| Total FNP 2/ Medical and Subsistence | 326,003,701 | 218,773,381 | 38,932,988 | 19,030,312 | 1,736,469 | 150,299 | 1,817,275 | 4,067,794 |
| HR Adults | 244,301,263 | 149,916,103 | 34,623,717 | 17,628,530 | 655,421 | 0 | 1,249,130 | 3,779,188 |
| MA Only | | | | | | | | |
| HR-Related Adults | 78,303,532 | 67,453,783 | 4,157,286 | 1,346,142 | 72,692 | 0 | 202,427 | 256,516 |
| Rest of State Total 2/ | 1,259,268,082 | 279,628,838 | 88,666,465 | 63,767,201 | 459,174,489 | 37,241,528 | 86,272,094 | 32,808,320 |
| Total FFP Medical and Subsistence | 1,184,016,797 | 236,323,888 | 77,643,452 | 56,166,685 | 458,804,417 | 37,217,972 | 86,092,687 | 32,392,887 |
| SSI Aged | 73,252,481 | 11,018,660 | 2,510,039 | 1,452,701 | 19,628,264 | 110,888 | 19,320,894 | 6,284,536 |
| SSI Blind and Disabled | 262,225,372 | 69,283,013 | 31,430,219 | 23,835,376 | 15,697,529 | 20,689,582 | 16,423,912 | 8,692,034 |
| ADC Adults | 62,597,355 | 23,889,968 | 10,566,495 | 6,653,636 | 34,050 | 0 | 99,586 | 410,342 |
| ADC Children | 75,607,963 | 29,148,338 | 13,815,567 | 8,915,802 | 56,804 | 0 | 8,791 | 691,336 |
| HR Children | 6,590,672 | 2,869,070 | 1,194,687 | 749,364 | 0 | 0 | 0 | 47,932 |
| MA Only | | | | | | | | |
| Aged | 463,559,334 | 19,295,969 | 1,240,964 | 621,977 | 376,242,215 | 940,305 | 39,991,579 | 10,454,128 |
| Blind & Disabled | 150,747,231 | 37,412,078 | 5,415,822 | 4,779,978 | 45,990,961 | 15,225,328 | 10,028,408 | 5,272,354 |
| ADC-Related Adult | 32,113,102 | 15,557,176 | 4,002,069 | 3,331,053 | 900,829 | 40,056 | 159,234 | 185,074 |
| ADC-Related Children | 46,592,985 | 22,317,617 | 6,245,030 | 5,024,147 | 192,933 | 153,986 | 59,339 | 282,360 |
| HR-Related Children | 10,730,302 | 5,531,999 | 1,222,560 | 802,651 | 60,832 | 57,827 | 944 | 72,791 |
| Total FNP 2/ Medical and Subsistence | 75,251,285 | 43,304,950 | 11,023,013 | 7,600,516 | 370,072 | 23,556 | 179,407 | 415,433 |
| HR Adults | 55,740,583 | 28,786,360 | 9,509,059 | 6,925,595 | 43,741 | 0 | 114,396 | 315,371 |
| MA Only | | | | | | | | |
| HR-Related Adults | 19,344,605 | 14,507,557 | 1,505,566 | 668,985 | 274,752 | 23,556 | 55,492 | 78,897 |

1/ Expenditures exclude retroactive rate adjustments and non-MMIS payments to providers totaling \$125,938,035.

2/ Includes \$3,565,003 statewide not allocated to specific eligibility groups.

Table 20 (Part II)
MEDICAL ASSISTANCE
 Medical Assistance Expenditures 1/ by Category of Service by Category of Eligibility
 for New York State, New York City and Rest of State

October - December 1992

| Drugs and Sickroom Supplies | Physicians | Dental | Transportation | Lab. and X-Ray | Family Planning | All Other | Category of Eligibility |
|-----------------------------|--------------|--------------|----------------|----------------|-----------------|---------------|---|
| \$201,452,547 | \$75,756,197 | \$29,752,572 | \$44,389,749 | \$12,355,706 | \$16,430,388 | \$164,573,833 | New York State Total 2/ |
| 178,583,856 | 67,187,366 | 23,969,115 | 42,590,240 | 9,844,005 | 14,854,733 | 153,852,156 | Total FFP Medical and Subsistence |
| 31,426,279 | 2,611,421 | 1,267,124 | 6,388,299 | 519,087 | 15,706 | 4,884,314 | SSI Aged |
| 73,038,281 | 9,582,422 | 3,494,063 | 20,670,531 | 2,825,970 | 660,022 | 49,709,684 | SSI Blind and Disabled |
| 15,017,988 | 11,483,065 | 4,662,745 | 1,119,800 | 2,054,467 | 7,468,242 | 19,333,746 | ADC Adults |
| 12,856,426 | 19,563,308 | 8,363,244 | 909,494 | 1,752,067 | 1,808,078 | 26,648,587 | ADC Children |
| 1,470,063 | 1,958,041 | 1,128,511 | 99,327 | 217,082 | 401,937 | 1,843,946 | HR Children |
| 16,600,283 | 1,966,898 | 394,790 | 5,827,301 | 356,693 | 15,334 | 6,261,109 | MA Only |
| 18,960,001 | 2,202,260 | 517,630 | 6,913,179 | 739,047 | 67,202 | 14,598,794 | Aged |
| 3,117,306 | 6,825,465 | 1,096,339 | 170,326 | 587,935 | 3,397,863 | 1,465,282 | Blind & Disabled |
| 4,651,414 | 8,816,111 | 2,100,813 | 440,979 | 635,110 | 872,943 | 27,807,757 | ADC-Related Adult |
| 1,445,815 | 2,178,375 | 943,856 | 51,004 | 156,547 | 147,406 | 1,298,937 | ADC-Related Children |
| 22,868,691 | 8,568,831 | 5,783,457 | 1,799,509 | 2,511,701 | 1,575,655 | 10,721,677 | Total FNP 2/ Medical and Subsistence |
| 20,033,759 | 7,045,819 | 4,756,395 | 1,582,181 | 2,032,314 | 1,164,155 | 9,880,612 | HR Adults |
| 2,701,442 | 1,496,431 | 1,016,160 | 177,376 | 474,178 | 407,948 | 770,951 | MA Only HR-Related Adults |
| 124,893,013 | 47,874,872 | 21,979,078 | 26,177,024 | 7,657,073 | 9,698,978 | 94,721,807 | New York City Total 2/ |
| 107,156,320 | 41,035,950 | 17,094,405 | 25,014,906 | 5,884,639 | 8,608,256 | 86,712,186 | Total FFP Medical and Subsistence |
| 22,307,122 | 1,876,041 | 1,071,994 | 5,250,934 | 378,807 | 14,564 | 3,286,269 | SSI Aged |
| 41,846,047 | 5,734,743 | 2,376,705 | 12,009,228 | 1,628,547 | 318,656 | 19,893,340 | SSI Blind and Disabled |
| 10,248,098 | 7,407,368 | 3,485,063 | 413,699 | 1,260,594 | 4,608,549 | 12,773,404 | ADC Adults |
| 9,112,761 | 12,685,620 | 6,138,514 | 226,499 | 1,217,668 | 950,788 | 18,598,029 | ADC Children |
| 1,157,937 | 1,440,099 | 963,997 | 39,560 | 155,347 | 237,496 | 1,394,852 | HR Children |
| 8,896,675 | 1,044,980 | 273,815 | 3,432,177 | 206,277 | 14,182 | 2,782,105 | MA Only |
| 8,664,950 | 1,024,352 | 266,865 | 3,396,080 | 356,497 | 28,709 | 3,638,378 | Aged |
| 1,402,937 | 3,886,125 | 703,640 | 52,076 | 217,490 | 1,945,821 | 514,816 | Blind & Disabled |
| 2,612,353 | 4,741,487 | 1,147,302 | 181,431 | 370,490 | 408,177 | 23,546,314 | ADC-Related Adult |
| 907,460 | 1,195,135 | 666,510 | 13,222 | 92,922 | 81,314 | 284,679 | ADC-Related Children |
| 17,736,693 | 6,838,922 | 4,884,673 | 1,162,118 | 1,772,434 | 1,090,722 | 8,009,621 | Total FNP 2/ Medical and Subsistence |
| 15,870,921 | 5,787,818 | 4,059,505 | 1,031,464 | 1,464,186 | 789,998 | 7,445,282 | HR Adults |
| 1,773,418 | 1,030,525 | 814,815 | 91,424 | 303,472 | 297,424 | 503,608 | MA Only HR-Related Adults |
| 76,559,534 | 27,881,325 | 7,773,494 | 18,212,725 | 4,698,633 | 6,731,410 | 69,852,026 | Rest of State Total 2/ |
| 71,427,536 | 26,151,416 | 6,874,710 | 17,575,334 | 3,959,366 | 6,246,477 | 67,139,970 | Total FFP Medical and Subsistence |
| 9,119,157 | 735,380 | 195,130 | 1,137,365 | 140,280 | 1,142 | 1,598,045 | SSI Aged |
| 31,192,234 | 3,847,679 | 1,117,358 | 8,661,303 | 1,197,423 | 341,366 | 29,816,344 | SSI Blind and Disabled |
| 4,769,890 | 4,075,697 | 1,177,682 | 706,101 | 793,873 | 2,859,693 | 6,560,342 | ADC Adults |
| 3,743,665 | 6,877,688 | 2,224,730 | 682,995 | 534,399 | 857,290 | 8,050,558 | ADC Children |
| 312,126 | 517,942 | 164,514 | 59,767 | 61,735 | 164,441 | 449,094 | HR Children |
| 7,703,608 | 921,918 | 120,975 | 2,395,124 | 150,416 | 1,152 | 3,479,004 | MA Only |
| 10,295,071 | 1,177,908 | 250,765 | 3,517,099 | 382,550 | 38,493 | 10,960,416 | Aged |
| 1,714,369 | 2,939,340 | 392,699 | 118,250 | 370,445 | 1,452,042 | 950,466 | Blind & Disabled |
| 2,039,061 | 4,074,624 | 953,511 | 259,548 | 264,620 | 464,766 | 4,261,443 | ADC-Related Adult |
| 538,355 | 983,240 | 277,346 | 37,782 | 63,625 | 66,092 | 1,014,258 | ADC-Related Children |
| 5,131,998 | 1,729,909 | 898,784 | 637,391 | 739,267 | 484,933 | 2,712,056 | Total FNP 2/ Medical and Subsistence |
| 4,162,838 | 1,258,001 | 696,890 | 550,717 | 568,128 | 374,157 | 2,435,330 | HR Adults |
| 928,024 | 465,906 | 201,345 | 85,952 | 170,706 | 110,524 | 267,343 | MA Only HR-Related Adults |

Table 21
Child Support Collections (IV-D)
October - December 1992

| Social Services District | Collections from Absent Parents | | |
|--------------------------|---------------------------------|--------------|--------------|
| | Total | AFDC | Non-AFDC |
| New York State | \$127,884,563 | \$40,871,915 | \$87,012,648 |
| New York City | 40,486,050 | 19,287,337 | 21,198,713 |
| Rest of State | 87,398,513 | 21,584,578 | 65,813,935 |
| Albany | 2,317,271 | 490,828 | 1,826,443 |
| Allegany | 615,219 | 181,084 | 434,135 |
| Broome | 2,018,998 | 370,614 | 1,648,384 |
| Cattaraugus | 831,918 | 171,886 | 660,032 |
| Cayuga | 871,384 | 140,673 | 730,711 |
| Chautauqua | 1,624,826 | 494,397 | 1,130,429 |
| Chemung | 1,185,594 | 247,988 | 937,606 |
| Chenango | 619,523 | 107,238 | 512,285 |
| Clinton | 777,900 | 120,384 | 657,516 |
| Columbia | 547,517 | 130,385 | 417,132 |
| Cortland | 622,892 | 88,910 | 533,982 |
| Delaware | 525,685 | 106,331 | 419,354 |
| Dutchess | 2,027,443 | 324,585 | 1,702,858 |
| Erie | 6,705,692 | 2,907,865 | 3,797,827 |
| Essex | 372,002 | 115,024 | 256,978 |
| Franklin | 595,627 | 97,369 | 498,258 |
| Fulton | 803,707 | 149,879 | 653,828 |
| Genesee | 591,712 | 129,385 | 462,327 |
| Greene | 465,838 | 61,457 | 404,381 |
| Hamilton | 36,400 | 2,036 | 34,364 |
| Herkimer | 817,803 | 139,146 | 678,657 |
| Jefferson | 1,342,692 | 227,014 | 1,115,678 |
| Lewis | 336,420 | 45,378 | 291,042 |
| Livingston | 655,116 | 109,677 | 545,439 |
| Madison | 644,013 | 111,427 | 532,586 |
| Monroe | 5,050,489 | 2,098,093 | 2,952,396 |
| Montgomery | 684,079 | 134,767 | 549,312 |
| Nassau | 6,689,514 | 1,195,791 | 5,493,723 |
| Niagara | 2,456,815 | 751,943 | 1,704,872 |
| Oneida | 1,873,755 | 473,753 | 1,400,002 |
| Onondaga | 4,365,389 | 1,136,225 | 3,229,164 |
| Ontario | 823,212 | 194,488 | 628,724 |
| Orange | 2,809,776 | 502,083 | 2,307,693 |
| Orleans | 505,459 | 127,739 | 377,720 |
| Oswego | 1,350,794 | 294,529 | 1,056,265 |
| Otsego | 495,689 | 86,180 | 409,509 |
| Putnam | 573,521 | 64,345 | 509,176 |
| Rensselaer | 1,868,688 | 338,624 | 1,530,064 |
| Rockland | 1,763,979 | 342,408 | 1,421,571 |
| St. Lawrence | 1,136,381 | 250,509 | 885,872 |
| Saratoga | 1,660,575 | 185,107 | 1,475,468 |
| Schenectady | 1,517,083 | 267,507 | 1,249,576 |
| Schoharie | 356,883 | 73,846 | 283,037 |
| Schuyler | 239,978 | 32,514 | 207,464 |
| Seneca | 334,073 | 45,603 | 288,470 |
| Steuben | 1,103,960 | 221,378 | 882,582 |
| Suffolk | 10,597,461 | 3,146,377 | 7,451,084 |
| Sullivan | 617,125 | 138,770 | 478,355 |
| Tioga | 600,900 | 79,831 | 521,069 |
| Tompkins | 763,050 | 157,219 | 605,831 |
| Ulster | 1,485,115 | 319,474 | 1,165,641 |
| Warren | 932,938 | 113,164 | 819,774 |
| Washington | 831,824 | 168,045 | 663,779 |
| Wayne | 1,010,710 | 160,946 | 849,764 |
| Westchester | 4,298,521 | 1,301,126 | 2,997,395 |
| Wyoming | 427,031 | 61,717 | 365,314 |
| Yates | 220,554 | 49,517 | 171,037 |

1992 SUMMARY DATA

Table A
Comparison of monthly average cases and persons and annual expenditures for 1991 and 1992
1992 SUMMARY

| Program | 1992 | 1991 | Actual Change | Percent Change |
|---|------------------|------------------|-----------------|----------------|
| NEW YORK STATE | | | | |
| Aid to Families with Dependent Children | | | | |
| Cases | 402,969 | 379,730 | 23,239 | 6.12% |
| Persons | 1,130,713 | 1,073,445 | 57,268 | 5.33% |
| Expenditures | \$2,572,910,446 | \$2,431,270,372 | \$141,640,074 | 5.83% |
| Home Relief | | | | |
| Cases | 300,585 | 275,845 | 24,740 | 8.97% |
| Persons | 379,083 | 345,995 | 33,088 | 9.56% |
| Expenditures | \$1,231,025,225 | \$1,126,733,578 | \$104,291,647 | 9.26% |
| Supplemental Security Income | | | | |
| Persons | 455,592 | 416,972 | 38,620 | 9.26% |
| Expenditures | \$1,981,937,555 | \$1,720,294,996 | 261,642,559 | 15.21% |
| Food Stamps | | | | |
| Cases | 877,630 | 795,986 | 81,644 | 10.26% |
| Persons | 1,927,088 | 1,766,753 | 160,335 | 9.08% |
| Expenditures | \$1,644,582,792 | \$1,364,224,660 | \$280,358,132 | 20.55% |
| Medical Assistance | | | | |
| Persons | 1,544,360 | 1,442,635 | 101,725 | 7.05% |
| Expenditures | \$14,727,326,261 | \$13,557,859,833 | \$1,169,466,428 | 8.63% |
| NEW YORK CITY | | | | |
| Aid to Families with Dependent Children | | | | |
| Cases | 264,226 | 248,410 | 15,816 | 6.37% |
| Persons | 726,064 | 692,534 | 33,530 | 4.84% |
| Expenditures | 1,602,176,000 | 1,516,234,289 | \$85,941,711 | 5.67% |
| Home Relief | | | | |
| Cases | 220,725 | 195,677 | 25,048 | 12.80% |
| Persons | 281,651 | 246,854 | 34,797 | 14.10% |
| Expenditures | 862,283,000 | 755,849,730 | \$106,433,270 | 14.08% |
| Supplemental Security Income | | | | |
| Persons | 283,814 | 259,925 | 23,889 | 9.19% |
| Expenditures | 1,278,750,866 | 1,109,986,843 | \$168,764,023 | 15.20% |
| Food Stamps | | | | |
| Cases | 565,756 | 509,819 | 55,937 | 10.97% |
| Persons | 1,210,272 | 1,114,076 | 96,196 | 8.63% |
| Expenditures | 1,076,637,008 | 880,932,511 | \$195,704,497 | 22.22% |
| Medical Assistance | | | | |
| Persons | 967,517 | 914,165 | 53,352 | 5.84% |
| Expenditures | 9,780,028,586 | 9,127,096,965 | \$652,931,621 | 7.15% |
| REST OF STATE | | | | |
| Aid to Families with Dependent Children | | | | |
| Cases | 138,743 | 131,320 | 7,423 | 5.65% |
| Persons | 404,649 | 380,911 | 23,738 | 6.23% |
| Expenditures | 970,734,446 | 915,036,083 | \$55,698,363 | 6.09% |
| Home Relief | | | | |
| Cases | 79,860 | 80,168 | (308) | -0.38% |
| Persons | 97,432 | 99,141 | (1,709) | -1.72% |
| Expenditures | 368,742,225 | 370,883,848 | (\$2,141,623) | -0.58% |
| Supplemental Security Income | | | | |
| Persons | 171,778 | 157,047 | 14,731 | 9.38% |
| Expenditures | 703,186,689 | 610,308,153 | \$92,878,536 | 15.22% |
| Food Stamps | | | | |
| Cases | 311,874 | 286,167 | 25,707 | 8.98% |
| Persons | 716,816 | 652,677 | 64,139 | 9.83% |
| Expenditures | 567,945,784 | 483,292,149 | \$84,653,635 | 17.52% |
| Medical Assistance | | | | |
| Persons | 576,843 | 528,470 | 48,373 | 9.15% |
| Expenditures | 4,947,297,675 | 4,430,762,868 | \$516,534,807 | 11.66% |

Table A.1
Calendar Year Monthly Average Recipient Change For Major Social Services Programs By Social Services District

1992 versus 1991
January - December

| Social Services District | Total IM Recipients | | | Total ADC Recipients | | | Total HR Recipients | | |
|--------------------------|---------------------|---------------|----------------|----------------------|---------------|----------------|---------------------|---------------|----------------|
| | Current Year | Previous Year | Percent Change | Current Year | Previous Year | Percent Change | Current Year | Previous Year | Percent Change |
| New York State | 1,509,796 | 1,419,440 | 6.37 | 1,130,713 | 1,073,445 | 5.33 | 379,083 | 345,995 | 9.56 |
| New York City | 1,007,715 | 939,388 | 7.27 | 726,064 | 692,534 | 4.84 | 281,651 | 246,854 | 14.10 |
| Rest of State | 502,081 | 480,052 | 4.59 | 404,649 | 380,911 | 6.23 | 97,432 | 99,141 | -1.72 |
| Albany | 14,655 | 12,558 | 16.70 | 11,507 | 10,041 | 14.60 | 3,148 | 2,517 | 25.07 |
| Allegany | 4,178 | 4,207 | -0.69 | 3,317 | 3,263 | 1.65 | 861 | 944 | -8.79 |
| Broome | 12,055 | 10,599 | 13.74 | 9,209 | 8,061 | 14.24 | 2,846 | 2,538 | 12.14 |
| Cattaraugus | 4,562 | 4,757 | -4.10 | 3,746 | 3,760 | -0.37 | 816 | 997 | -18.15 |
| Cayuga | 3,551 | 3,924 | -9.51 | 3,118 | 3,333 | -6.45 | 433 | 591 | -26.73 |
| Chautauqua | 11,314 | 10,854 | 4.24 | 9,028 | 8,423 | 7.18 | 2,286 | 2,431 | -5.96 |
| Chemung | 5,876 | 6,041 | -2.73 | 4,891 | 4,785 | 2.22 | 985 | 1,256 | -21.58 |
| Chenango | 2,315 | 2,271 | 1.94 | 1,979 | 1,858 | 6.51 | 336 | 413 | -18.64 |
| Clinton | 3,751 | 3,782 | -0.82 | 2,935 | 2,862 | 2.55 | 816 | 920 | -11.30 |
| Columbia | 2,731 | 2,557 | 6.80 | 2,221 | 2,048 | 8.45 | 510 | 509 | 0.20 |
| Cortland | 2,568 | 2,567 | 0.04 | 2,001 | 1,876 | 6.66 | 567 | 691 | -17.95 |
| Delaware | 2,204 | 2,101 | 4.90 | 1,689 | 1,562 | 8.13 | 515 | 539 | -4.45 |
| Dutchess | 8,322 | 7,658 | 8.67 | 6,755 | 6,171 | 9.46 | 1,567 | 1,487 | 5.38 |
| Erie | 72,846 | 71,749 | 1.53 | 58,289 | 56,647 | 2.90 | 14,557 | 15,102 | -3.60 |
| Essex | 2,194 | 2,096 | 4.68 | 1,702 | 1,637 | 3.97 | 492 | 459 | 7.19 |
| Franklin | 2,877 | 2,941 | -2.18 | 2,169 | 2,141 | 1.31 | 708 | 800 | -11.50 |
| Fulton | 2,902 | 2,830 | 2.54 | 2,244 | 2,189 | 2.51 | 658 | 641 | 2.65 |
| Genesee | 1,660 | 1,735 | -4.32 | 1,423 | 1,462 | -2.67 | 237 | 273 | -13.19 |
| Greene | 2,004 | 1,697 | 18.09 | 1,519 | 1,308 | 16.13 | 485 | 389 | 24.68 |
| Hamilton | 67 | 99 | -32.32 | 54 | 81 | -33.33 | 13 | 18 | -27.78 |
| Herkimer | 2,481 | 2,337 | 6.16 | 2,195 | 1,996 | 9.97 | 286 | 341 | -16.13 |
| Jefferson | 6,565 | 6,092 | 7.76 | 5,227 | 4,778 | 9.40 | 1,338 | 1,314 | 1.83 |
| Lewis | 1,199 | 1,210 | -0.91 | 976 | 928 | 5.17 | 223 | 282 | -20.92 |
| Livingston | 2,675 | 2,554 | 4.74 | 2,071 | 1,970 | 5.13 | 604 | 584 | 3.42 |
| Madison | 1,940 | 1,867 | 3.91 | 1,645 | 1,542 | 6.68 | 295 | 325 | -9.23 |
| Monroe | 58,778 | 57,338 | 2.51 | 48,656 | 46,783 | 4.00 | 10,122 | 10,555 | -4.10 |
| Montgomery | 2,200 | 2,325 | -5.38 | 1,806 | 1,886 | -4.24 | 394 | 439 | -10.25 |
| Nassau | 21,292 | 19,487 | 9.26 | 17,300 | 15,704 | 10.16 | 3,992 | 3,783 | 5.52 |
| Niagara | 12,983 | 12,932 | 0.39 | 10,274 | 10,004 | 2.70 | 2,709 | 2,928 | -7.48 |
| Oneida | 13,987 | 13,715 | 1.98 | 11,386 | 10,978 | 3.72 | 2,601 | 2,737 | -4.97 |
| Onondaga | 29,424 | 27,405 | 7.37 | 23,744 | 22,037 | 7.75 | 5,680 | 5,368 | 5.81 |
| Ontario | 4,075 | 3,753 | 8.58 | 3,291 | 2,963 | 11.07 | 784 | 790 | -0.76 |
| Orange | 14,213 | 13,178 | 7.85 | 10,822 | 9,913 | 9.17 | 3,391 | 3,265 | 3.86 |
| Orleans | 2,085 | 2,199 | -5.18 | 1,723 | 1,764 | -2.32 | 362 | 435 | -16.78 |
| Oswego | 6,538 | 6,324 | 3.38 | 5,554 | 5,152 | 7.80 | 984 | 1,172 | -16.04 |
| Otsego | 1,740 | 1,555 | 11.90 | 1,466 | 1,277 | 14.80 | 274 | 278 | -1.44 |
| Putnam | 864 | 783 | 10.34 | 649 | 563 | 15.28 | 215 | 220 | -2.27 |
| Rensselaer | 7,369 | 6,809 | 8.22 | 6,150 | 5,628 | 9.28 | 1,219 | 1,181 | 3.22 |
| Rockland | 7,072 | 6,876 | 2.85 | 4,945 | 4,664 | 6.02 | 2,127 | 2,212 | -3.84 |
| St. Lawrence | 7,377 | 7,686 | -4.02 | 5,749 | 5,744 | 0.09 | 1,628 | 1,942 | -16.17 |
| Saratoga | 3,249 | 2,737 | 18.71 | 2,708 | 2,279 | 18.82 | 541 | 458 | 18.12 |
| Schenectady | 7,108 | 6,561 | 8.34 | 5,734 | 5,241 | 9.41 | 1,374 | 1,320 | 4.09 |
| Schoharie | 1,185 | 1,090 | 8.72 | 909 | 846 | 7.45 | 276 | 244 | 13.11 |
| Schuyler | 913 | 843 | 8.30 | 763 | 674 | 13.20 | 150 | 169 | -11.24 |
| Seneca | 960 | 864 | 11.11 | 818 | 713 | 14.73 | 142 | 151 | -5.96 |
| Steuben | 5,947 | 5,508 | 7.97 | 4,693 | 4,306 | 8.99 | 1,254 | 1,202 | 4.33 |
| Suffolk | 47,508 | 44,283 | 7.28 | 40,215 | 36,679 | 9.64 | 7,293 | 7,604 | -4.09 |
| Sullivan | 3,528 | 3,306 | 6.72 | 2,960 | 2,666 | 11.03 | 568 | 640 | -11.25 |
| Tioga | 2,339 | 2,148 | 8.89 | 1,920 | 1,708 | 12.41 | 419 | 440 | -4.77 |
| Tompkins | 3,240 | 3,132 | 3.45 | 2,447 | 2,330 | 5.02 | 793 | 802 | -1.12 |
| Ulster | 7,303 | 7,006 | 4.24 | 6,163 | 5,777 | 6.68 | 1,140 | 1,229 | -7.24 |
| Warren | 1,416 | 1,435 | -1.32 | 1,250 | 1,215 | 2.88 | 166 | 220 | -24.55 |
| Washington | 2,469 | 2,183 | 13.10 | 2,042 | 1,764 | 15.76 | 427 | 419 | 1.91 |
| Wayne | 3,953 | 3,880 | 1.88 | 3,266 | 3,172 | 2.96 | 687 | 708 | -2.97 |
| Westchester | 41,427 | 39,515 | 4.84 | 31,686 | 30,109 | 5.24 | 9,741 | 9,406 | 3.56 |
| Wyoming | 1,018 | 1,013 | 0.49 | 863 | 833 | 3.60 | 155 | 180 | -13.89 |
| Yates | 1,029 | 1,100 | -6.45 | 787 | 817 | -3.67 | 242 | 283 | -14.49 |

Table A.2
Calendar Year Monthly Average Recipient Change for Major Social Services Programs by Social Services District

1992 versus 1991
January - December

| Social Services District | Total ADC Recipients | | | ADC-Basic | | | ADC-Unemployed | | |
|--------------------------|----------------------|---------------|----------------|--------------|---------------|----------------|----------------|---------------|----------------|
| | Current Year | Previous Year | Percent Change | Current Year | Previous Year | Percent Change | Current Year | Previous Year | Percent Change |
| New York State | 1,130,713 | 1,073,445 | 5.33 | 1,069,995 | 1,017,187 | 5.19 | 60,718 | 56,258 | 7.93 |
| New York City | 726,064 | 692,534 | 4.84 | 710,123 | 677,522 | 4.81 | 15,941 | 15,012 | 6.19 |
| Rest of State | 404,649 | 380,911 | 6.23 | 359,872 | 339,665 | 5.95 | 44,777 | 41,246 | 8.56 |
| Albany | 11,507 | 10,041 | 14.60 | 10,753 | 9,463 | 13.63 | 754 | 578 | 30.45 |
| Allegany | 3,317 | 3,264 | 1.65 | 2,523 | 2,416 | 4.43 | 794 | 848 | -6.37 |
| Broome | 9,210 | 8,062 | 14.24 | 7,373 | 6,535 | 12.82 | 1,837 | 1,527 | 20.30 |
| Cattaraugus | 3,746 | 3,760 | -0.37 | 2,891 | 2,889 | 0.07 | 855 | 871 | -1.84 |
| Cayuga | 3,118 | 3,333 | -6.45 | 2,601 | 2,702 | -3.74 | 517 | 631 | -18.07 |
| Chautauqua | 9,028 | 8,423 | 7.18 | 7,622 | 7,085 | 7.58 | 1,406 | 1,338 | 5.08 |
| Chemung | 4,891 | 4,785 | 2.22 | 3,897 | 3,930 | -0.84 | 994 | 855 | 16.26 |
| Chenango | 1,979 | 1,858 | 6.51 | 1,517 | 1,487 | 2.02 | 462 | 371 | 24.53 |
| Clinton | 2,934 | 2,862 | 2.55 | 2,437 | 2,398 | 1.63 | 497 | 464 | 7.11 |
| Columbia | 2,221 | 2,048 | 8.45 | 1,894 | 1,697 | 11.61 | 327 | 351 | -6.84 |
| Cortland | 2,000 | 1,876 | 6.66 | 1,549 | 1,487 | 4.17 | 451 | 389 | 15.94 |
| Delaware | 1,689 | 1,562 | 8.13 | 1,313 | 1,250 | 5.04 | 376 | 312 | 20.51 |
| Dutchess | 6,755 | 6,171 | 9.46 | 5,989 | 5,475 | 9.39 | 766 | 696 | 10.06 |
| Erie | 58,288 | 56,644 | 2.90 | 52,479 | 51,151 | 2.59 | 5,809 | 5,493 | 5.72 |
| Essex | 1,702 | 1,637 | 3.97 | 1,275 | 1,209 | 5.46 | 427 | 428 | -0.23 |
| Franklin | 2,169 | 2,141 | 1.31 | 1,637 | 1,549 | 5.68 | 532 | 592 | -10.14 |
| Fulton | 2,244 | 2,190 | 2.51 | 1,883 | 1,823 | 3.29 | 361 | 367 | -1.63 |
| Genesee | 1,424 | 1,462 | -2.67 | 1,262 | 1,266 | -0.32 | 162 | 196 | -17.35 |
| Greene | 1,520 | 1,308 | 16.13 | 1,373 | 1,207 | 13.75 | 147 | 101 | 45.54 |
| Hamilton | 54 | 80 | -33.33 | 40 | 58 | -31.03 | 14 | 22 | -36.36 |
| Herkimer | 2,195 | 1,996 | 9.97 | 1,689 | 1,502 | 12.45 | 506 | 494 | 2.43 |
| Jefferson | 5,227 | 4,778 | 9.40 | 4,162 | 3,780 | 10.11 | 1,065 | 998 | 6.71 |
| Lewis | 976 | 928 | 5.17 | 706 | 640 | 10.31 | 270 | 288 | -6.25 |
| Livingston | 2,071 | 1,969 | 5.13 | 1,611 | 1,546 | 4.20 | 460 | 423 | 8.75 |
| Madison | 1,646 | 1,542 | 6.68 | 1,422 | 1,330 | 6.92 | 224 | 212 | 5.66 |
| Monroe | 48,656 | 46,783 | 4.00 | 46,238 | 44,461 | 4.00 | 2,418 | 2,322 | 4.13 |
| Montgomery | 1,806 | 1,886 | -4.24 | 1,569 | 1,656 | -5.25 | 237 | 230 | 3.04 |
| Nassau | 17,300 | 15,703 | 10.16 | 16,708 | 15,255 | 9.52 | 592 | 448 | 32.14 |
| Niagara | 10,274 | 10,005 | 2.70 | 9,115 | 8,950 | 1.84 | 1,159 | 1,055 | 9.86 |
| Oneida | 11,386 | 10,978 | 3.72 | 9,494 | 9,304 | 2.04 | 1,892 | 1,674 | 13.02 |
| Onondaga | 23,744 | 22,037 | 7.75 | 21,565 | 20,154 | 7.00 | 2,179 | 1,883 | 15.72 |
| Ontario | 3,291 | 2,962 | 11.07 | 2,754 | 2,477 | 11.18 | 537 | 485 | 10.72 |
| Orange | 10,822 | 9,914 | 9.17 | 10,131 | 9,281 | 9.16 | 691 | 633 | 9.16 |
| Orleans | 1,723 | 1,764 | -2.32 | 1,451 | 1,444 | 0.48 | 272 | 320 | -15.00 |
| Oswego | 5,554 | 5,152 | 7.80 | 4,382 | 3,949 | 10.96 | 1,172 | 1,203 | -2.58 |
| Otsego | 1,466 | 1,277 | 14.80 | 1,172 | 1,039 | 12.80 | 294 | 238 | 23.53 |
| Putnam | 649 | 563 | 15.28 | 596 | 505 | 18.02 | 53 | 58 | -8.62 |
| Rensselaer | 6,150 | 5,628 | 9.28 | 5,070 | 4,724 | 7.32 | 1,080 | 904 | 19.47 |
| Rockland | 4,945 | 4,664 | 6.02 | 4,518 | 4,266 | 5.91 | 427 | 398 | 7.29 |
| St. Lawrence | 5,749 | 5,744 | 0.09 | 4,099 | 3,962 | 3.46 | 1,650 | 1,782 | -7.41 |
| Saratoga | 2,708 | 2,280 | 18.82 | 2,359 | 2,047 | 15.24 | 349 | 233 | 49.79 |
| Schenectady | 5,734 | 5,241 | 9.41 | 5,160 | 4,690 | 10.02 | 574 | 551 | 4.17 |
| Schoharie | 909 | 845 | 7.45 | 697 | 692 | 0.72 | 212 | 153 | 38.56 |
| Schuyler | 762 | 674 | 13.20 | 577 | 513 | 12.48 | 185 | 161 | 14.91 |
| Seneca | 818 | 713 | 14.73 | 725 | 633 | 14.53 | 93 | 80 | 16.25 |
| Steuben | 4,693 | 4,306 | 8.99 | 3,784 | 3,349 | 12.99 | 909 | 957 | -5.02 |
| Suffolk | 40,216 | 36,679 | 9.64 | 37,103 | 34,318 | 8.12 | 3,113 | 2,361 | 31.85 |
| Sullivan | 2,960 | 2,666 | 11.03 | 2,657 | 2,389 | 11.22 | 303 | 277 | 9.39 |
| Tioga | 1,920 | 1,708 | 12.41 | 1,582 | 1,355 | 16.75 | 338 | 353 | -4.25 |
| Tompkins | 2,447 | 2,330 | 5.02 | 1,925 | 1,864 | 3.27 | 522 | 466 | 12.02 |
| Ulster | 6,162 | 5,777 | 6.68 | 5,432 | 5,075 | 7.03 | 730 | 702 | 3.99 |
| Warren | 1,250 | 1,215 | 2.88 | 1,109 | 1,052 | 5.42 | 141 | 163 | -13.50 |
| Washington | 2,042 | 1,765 | 15.76 | 1,703 | 1,491 | 14.22 | 339 | 274 | 23.72 |
| Wayne | 3,267 | 3,173 | 2.96 | 2,717 | 2,592 | 4.82 | 550 | 581 | -5.34 |
| Westchester | 31,686 | 30,109 | 5.24 | 30,211 | 28,937 | 4.40 | 1,475 | 1,172 | 25.85 |
| Wyoming | 862 | 833 | 3.60 | 715 | 695 | 2.88 | 147 | 138 | 6.52 |
| Yates | 787 | 817 | -3.67 | 656 | 671 | -2.24 | 131 | 146 | -10.27 |

Table A.3
Calendar Year Monthly Average Recipient Change For Major Social Services Programs By Social Services District

1992 versus 1991
January - December

| Social Services District | Total HR Recipients | | | HR-Family | | | HR-One Person | | |
|--------------------------|---------------------|---------------|----------------|--------------|---------------|----------------|---------------|---------------|----------------|
| | Current Year | Previous Year | Percent Change | Current Year | Previous Year | Percent Change | Current Year | Previous Year | Percent Change |
| New York State | 379,083 | 345,995 | 9.56 | 143,427 | 132,411 | 8.32 | 235,656 | 213,584 | 10.33 |
| New York City | 281,651 | 246,854 | 14.10 | 111,160 | 97,179 | 14.39 | 170,491 | 149,675 | 13.91 |
| Rest of State | 97,432 | 99,141 | -1.72 | 32,267 | 35,232 | -8.42 | 65,165 | 63,909 | 1.97 |
| Albany | 3,148 | 2,518 | 25.07 | 961 | 830 | 15.78 | 2,187 | 1,688 | 29.56 |
| Allegany | 861 | 944 | -8.79 | 394 | 439 | -10.25 | 467 | 505 | -7.52 |
| Broome | 2,846 | 2,538 | 12.14 | 1,189 | 1,124 | 5.78 | 1,657 | 1,414 | 17.19 |
| Cattaraugus | 816 | 997 | -18.15 | 318 | 461 | -31.02 | 498 | 536 | -7.09 |
| Cayuga | 433 | 591 | -26.73 | 110 | 167 | -34.13 | 323 | 424 | -23.82 |
| Chautauqua | 2,287 | 2,431 | -5.96 | 1,026 | 1,197 | -14.29 | 1,261 | 1,234 | 2.19 |
| Chemung | 985 | 1,257 | -21.58 | 382 | 572 | -33.22 | 603 | 685 | -11.97 |
| Chenango | 337 | 413 | -18.64 | 155 | 233 | -33.48 | 182 | 180 | 1.11 |
| Clinton | 816 | 920 | -11.30 | 353 | 401 | -11.97 | 463 | 519 | -10.79 |
| Columbia | 510 | 509 | 0.20 | 214 | 229 | -6.55 | 296 | 280 | 5.71 |
| Cortland | 567 | 691 | -17.95 | 329 | 416 | -20.91 | 238 | 275 | -13.45 |
| Delaware | 516 | 539 | -4.45 | 273 | 335 | -18.51 | 243 | 204 | 19.12 |
| Dutchess | 1,566 | 1,487 | 5.38 | 372 | 382 | -2.62 | 1,194 | 1,105 | 8.05 |
| Erie | 14,557 | 15,093 | -3.60 | 3,513 | 3,807 | -7.81 | 11,044 | 11,286 | -2.19 |
| Essex | 492 | 460 | 7.19 | 226 | 200 | 13.00 | 266 | 260 | 2.31 |
| Franklin | 708 | 800 | -11.50 | 277 | 328 | -15.55 | 431 | 472 | -8.69 |
| Fulton | 658 | 641 | 2.65 | 309 | 294 | 5.10 | 349 | 347 | 0.58 |
| Genesee | 237 | 272 | -13.19 | 94 | 114 | -17.54 | 143 | 158 | -9.49 |
| Greene | 484 | 389 | 24.68 | 261 | 228 | 14.47 | 223 | 161 | 38.51 |
| Hamilton | 14 | 18 | -27.78 | 2 | 5 | -60.00 | 12 | 13 | -7.69 |
| Herkimer | 286 | 342 | -16.13 | 97 | 147 | -34.01 | 189 | 195 | -3.08 |
| Jefferson | 1,339 | 1,314 | 1.83 | 532 | 602 | -11.63 | 807 | 712 | 13.34 |
| Lewis | 223 | 283 | -20.92 | 98 | 140 | -30.00 | 125 | 143 | -12.59 |
| Livingston | 604 | 585 | 3.42 | 237 | 239 | -0.84 | 367 | 346 | 6.07 |
| Madison | 295 | 326 | -9.23 | 172 | 209 | -17.70 | 123 | 117 | 5.13 |
| Monroe | 10,122 | 10,555 | -4.10 | 2,735 | 2,906 | -5.88 | 7,387 | 7,649 | -3.43 |
| Montgomery | 394 | 439 | -10.25 | 209 | 253 | -17.39 | 185 | 186 | -0.54 |
| Nassau | 3,992 | 3,783 | 5.52 | 918 | 896 | 2.46 | 3,074 | 2,887 | 6.48 |
| Niagara | 2,709 | 2,929 | -7.48 | 852 | 1,002 | -14.97 | 1,857 | 1,927 | -3.63 |
| Oneida | 2,601 | 2,737 | -4.97 | 853 | 1,001 | -14.79 | 1,748 | 1,736 | 0.69 |
| Onondaga | 5,680 | 5,368 | 5.81 | 1,871 | 1,949 | -4.00 | 3,809 | 3,419 | 11.41 |
| Ontario | 784 | 791 | -0.76 | 217 | 253 | -14.23 | 567 | 538 | 5.39 |
| Orange | 3,391 | 3,265 | 3.86 | 1,762 | 1,775 | -0.73 | 1,629 | 1,490 | 9.33 |
| Orleans | 362 | 436 | -16.78 | 159 | 181 | -12.15 | 203 | 255 | -20.39 |
| Oswego | 984 | 1,171 | -16.04 | 441 | 587 | -24.87 | 543 | 584 | -7.02 |
| Otsego | 274 | 277 | -1.44 | 139 | 169 | -17.75 | 135 | 108 | 25.00 |
| Putnam | 216 | 221 | -2.27 | 71 | 82 | -13.41 | 145 | 139 | 4.32 |
| Rensselaer | 1,219 | 1,181 | 3.22 | 254 | 277 | -8.30 | 965 | 904 | 6.75 |
| Rockland | 2,128 | 2,213 | -3.84 | 1,491 | 1,492 | -0.07 | 637 | 721 | -11.65 |
| St. Lawrence | 1,628 | 1,942 | -16.17 | 715 | 957 | -25.29 | 913 | 985 | -7.31 |
| Saratoga | 541 | 458 | 18.12 | 241 | 228 | 5.70 | 300 | 230 | 30.43 |
| Schenectady | 1,374 | 1,320 | 4.09 | 533 | 528 | 0.95 | 841 | 792 | 6.19 |
| Schoharie | 276 | 244 | 13.11 | 127 | 124 | 2.42 | 149 | 120 | 24.17 |
| Schuyler | 149 | 169 | -11.24 | 63 | 76 | -17.11 | 86 | 93 | -7.53 |
| Seneca | 141 | 151 | -5.96 | 73 | 80 | -8.75 | 68 | 71 | -4.23 |
| Steuben | 1,254 | 1,202 | 4.33 | 551 | 572 | -3.67 | 703 | 630 | 11.59 |
| Suffolk | 7,292 | 7,604 | -4.09 | 2,160 | 2,585 | -16.44 | 5,132 | 5,019 | 2.25 |
| Sullivan | 568 | 640 | -11.25 | 260 | 327 | -20.49 | 308 | 313 | -1.60 |
| Tioga | 419 | 440 | -4.77 | 211 | 228 | -7.46 | 208 | 212 | -1.89 |
| Tompkins | 792 | 802 | -1.12 | 295 | 343 | -13.99 | 497 | 459 | 8.28 |
| Ulster | 1,139 | 1,229 | -7.24 | 388 | 524 | -25.95 | 751 | 705 | 6.52 |
| Warren | 166 | 220 | -24.55 | 40 | 90 | -55.56 | 126 | 130 | -3.08 |
| Washington | 426 | 419 | 1.91 | 208 | 217 | -4.15 | 218 | 202 | 7.92 |
| Wayne | 687 | 708 | -2.97 | 260 | 285 | -8.77 | 427 | 423 | 0.95 |
| Westchester | 9,742 | 9,406 | 3.56 | 2,098 | 1,923 | 9.10 | 7,644 | 7,483 | 2.15 |
| Wyoming | 155 | 180 | -13.89 | 50 | 77 | -35.06 | 105 | 103 | 1.94 |
| Yates | 242 | 283 | -14.49 | 128 | 146 | -12.33 | 114 | 137 | -16.79 |

Table A.4
Calendar Year Monthly Average Recipient Change For Major Social Services Programs By Social Services District

1992 versus 1991
January - December

| Social Services District | Medical Assistance Eligibles | | | Medical Only Eligibles | | | Medical Assistance Beneficiaries | | |
|--------------------------|------------------------------|---------------|----------------|------------------------|---------------|----------------|----------------------------------|---------------|----------------|
| | Current Year | Previous Year | Percent Change | Current Year | Previous Year | Percent Change | Current Year | Previous Year | Percent Change |
| New York State | 2,749,560 | 2,568,518 | 7.05 | 747,213 | 691,952 | 7.99 | 1,544,360 | 1,442,635 | 7.05 |
| New York City | 1,724,018 | 1,614,380 | 6.79 | 409,703 | 388,182 | 5.54 | 967,517 | 914,165 | 5.84 |
| Rest of State | 1,025,542 | 954,138 | 7.48 | 337,510 | 303,770 | 11.11 | 576,843 | 528,470 | 9.15 |
| Albany | 26,631 | 23,857 | 11.63 | 7,049 | 6,763 | 4.23 | 14,898 | 13,546 | 9.98 |
| Allegany | 8,085 | 7,690 | 5.14 | 2,812 | 2,460 | 14.31 | 4,314 | 4,012 | 7.53 |
| Broome | 23,755 | 21,641 | 9.77 | 7,778 | 7,431 | 4.67 | 13,653 | 12,137 | 12.49 |
| Cattaraugus | 11,151 | 10,787 | 3.37 | 4,847 | 4,448 | 8.97 | 6,124 | 5,731 | 6.86 |
| Cayuga | 8,879 | 8,538 | 3.99 | 3,835 | 3,310 | 15.86 | 5,093 | 4,836 | 5.31 |
| Chautauqua | 21,992 | 20,262 | 8.54 | 7,418 | 6,574 | 12.84 | 11,010 | 10,221 | 7.72 |
| Chemung | 12,973 | 12,495 | 3.83 | 4,599 | 4,260 | 7.96 | 8,944 | 8,446 | 5.90 |
| Chenango | 6,104 | 5,774 | 5.72 | 2,840 | 2,605 | 9.02 | 3,402 | 3,090 | 10.10 |
| Clinton | 9,848 | 9,354 | 5.28 | 4,260 | 3,885 | 9.65 | 5,414 | 5,068 | 6.83 |
| Columbia | 6,188 | 5,689 | 8.77 | 2,133 | 1,930 | 10.52 | 3,533 | 3,021 | 16.95 |
| Cortland | 5,639 | 5,301 | 6.38 | 2,074 | 1,771 | 17.11 | 3,307 | 3,060 | 8.07 |
| Delaware | 5,339 | 4,948 | 7.90 | 2,071 | 1,836 | 12.80 | 2,970 | 2,731 | 8.75 |
| Dutchess | 17,403 | 15,882 | 9.58 | 5,492 | 4,682 | 17.30 | 10,059 | 8,963 | 12.23 |
| Erie | 129,484 | 123,104 | 5.18 | 33,025 | 29,379 | 12.42 | 73,188 | 67,375 | 8.63 |
| Essex | 5,061 | 4,804 | 5.35 | 2,168 | 2,061 | 5.19 | 2,806 | 2,638 | 6.37 |
| Franklin | 7,088 | 6,803 | 4.19 | 2,863 | 2,529 | 13.21 | 3,706 | 3,563 | 4.01 |
| Fulton | 7,377 | 7,102 | 3.87 | 3,134 | 3,008 | 4.19 | 4,192 | 3,918 | 6.99 |
| Genesee | 4,839 | 4,506 | 7.39 | 2,321 | 2,037 | 13.94 | 2,775 | 2,531 | 9.64 |
| Greene | 4,695 | 4,165 | 12.73 | 1,825 | 1,650 | 10.61 | 2,631 | 2,282 | 15.29 |
| Hamilton | 417 | 417 | 0.00 | 282 | 256 | 10.16 | 238 | 236 | 0.85 |
| Herkimer | 7,264 | 6,722 | 8.06 | 3,444 | 3,133 | 9.93 | 4,089 | 3,654 | 11.90 |
| Jefferson | 13,975 | 12,685 | 10.17 | 5,056 | 4,304 | 17.47 | 7,540 | 6,688 | 12.74 |
| Lewis | 3,488 | 3,258 | 7.06 | 1,740 | 1,582 | 9.99 | 1,892 | 1,711 | 10.58 |
| Livingston | 5,476 | 5,001 | 9.50 | 2,041 | 1,756 | 16.23 | 3,043 | 2,776 | 9.62 |
| Madison | 5,522 | 5,152 | 7.18 | 2,579 | 2,343 | 10.07 | 3,118 | 2,873 | 8.53 |
| Monroe | 89,314 | 85,036 | 5.03 | 16,924 | 15,888 | 6.52 | 51,337 | 49,453 | 3.81 |
| Montgomery | 6,282 | 6,358 | -1.20 | 2,878 | 2,925 | -1.61 | 3,586 | 3,681 | -2.58 |
| Nassau | 62,886 | 56,292 | 11.71 | 26,221 | 22,726 | 15.38 | 35,385 | 31,938 | 10.79 |
| Niagara | 25,382 | 24,665 | 2.91 | 8,382 | 7,853 | 6.74 | 14,100 | 13,553 | 4.04 |
| Oneida | 32,504 | 30,482 | 6.63 | 11,984 | 10,849 | 10.46 | 17,050 | 15,730 | 8.39 |
| Onondaga | 53,667 | 49,209 | 9.06 | 14,983 | 13,804 | 8.54 | 30,171 | 26,612 | 13.37 |
| Ontario | 7,673 | 6,921 | 10.87 | 2,332 | 1,954 | 19.34 | 4,167 | 3,731 | 11.69 |
| Orange | 32,092 | 29,191 | 9.94 | 13,044 | 11,753 | 10.98 | 17,996 | 15,967 | 12.71 |
| Orleans | 4,869 | 4,735 | 2.83 | 2,010 | 1,894 | 6.12 | 2,748 | 2,575 | 6.72 |
| Oswego | 14,855 | 13,845 | 7.30 | 6,209 | 5,604 | 10.80 | 7,637 | 6,917 | 10.41 |
| Otsego | 6,044 | 5,538 | 9.14 | 3,059 | 2,814 | 8.71 | 3,236 | 2,948 | 9.77 |
| Putnam | 2,678 | 2,380 | 12.52 | 1,238 | 1,071 | 15.59 | 1,639 | 1,452 | 12.88 |
| Rensselaer | 15,871 | 14,048 | 12.98 | 6,012 | 5,101 | 17.86 | 8,789 | 7,571 | 16.09 |
| Rockland | 21,172 | 19,803 | 6.91 | 10,141 | 9,161 | 10.70 | 11,755 | 10,910 | 7.75 |
| St. Lawrence | 16,456 | 15,856 | 3.78 | 6,329 | 5,791 | 9.29 | 8,758 | 8,116 | 7.91 |
| Saratoga | 10,715 | 9,493 | 12.87 | 5,520 | 4,965 | 11.18 | 6,338 | 5,540 | 14.40 |
| Schenectady | 15,324 | 14,022 | 9.29 | 5,245 | 4,850 | 8.14 | 8,859 | 8,030 | 10.32 |
| Schoharie | 3,425 | 3,144 | 8.94 | 1,642 | 1,507 | 8.96 | 1,836 | 1,645 | 11.61 |
| Schuyler | 2,293 | 2,131 | 7.60 | 1,011 | 919 | 10.01 | 1,342 | 1,274 | 5.34 |
| Seneca | 2,668 | 2,474 | 7.84 | 1,202 | 1,146 | 4.89 | 1,474 | 1,358 | 8.54 |
| Steuben | 12,898 | 11,854 | 8.81 | 4,508 | 4,101 | 9.92 | 6,926 | 6,207 | 11.58 |
| Suffolk | 88,841 | 81,077 | 9.58 | 24,477 | 21,127 | 15.86 | 51,160 | 45,801 | 11.70 |
| Sullivan | 9,403 | 8,673 | 8.42 | 3,664 | 3,373 | 8.63 | 5,159 | 4,705 | 9.65 |
| Tioga | 5,224 | 4,783 | 9.22 | 2,154 | 1,986 | 8.46 | 2,683 | 2,412 | 11.24 |
| Tompkins | 7,222 | 6,606 | 9.32 | 2,875 | 2,484 | 15.74 | 3,971 | 3,661 | 8.47 |
| Ulster | 15,802 | 14,800 | 6.77 | 4,904 | 4,394 | 11.61 | 9,551 | 8,708 | 9.68 |
| Warren | 5,388 | 4,962 | 8.59 | 2,807 | 2,433 | 15.37 | 3,331 | 3,005 | 10.85 |
| Washington | 5,862 | 5,381 | 8.94 | 2,302 | 2,120 | 8.58 | 3,573 | 3,169 | 12.75 |
| Wayne | 7,805 | 7,324 | 6.57 | 2,245 | 1,950 | 15.13 | 4,372 | 3,994 | 9.46 |
| Westchester | 76,499 | 71,519 | 6.96 | 20,646 | 18,527 | 11.44 | 44,053 | 40,658 | 8.35 |
| Wyoming | 3,150 | 2,983 | 5.60 | 1,632 | 1,513 | 7.87 | 1,794 | 1,675 | 7.10 |
| Yates | 2,605 | 2,616 | -0.42 | 1,244 | 1,194 | 4.19 | 1,513 | 1,458 | 3.77 |

Table A.5
Calendar Year Monthly Average Recipient Change For Major Social Services Programs By Social Services District

1992 versus 1991
January - December

| Social Services District | SSI Recipients | | | Food Stamp | | | Non Public Assistance Food Stamp | | |
|--------------------------|----------------|---------------|----------------|--------------|---------------|----------------|----------------------------------|---------------|----------------|
| | Current Year | Previous Year | Percent Change | Current Year | Previous Year | Percent Change | Current Year | Previous Year | Percent Change |
| New York State | 455,592 | 416,972 | 9.26 | 1,927,088 | 1,766,753 | 9.08 | 459,166 | 392,010 | 17.13 |
| New York City | 283,814 | 259,925 | 9.19 | 1,210,272 | 1,114,076 | 8.63 | 206,414 | 179,337 | 15.10 |
| Rest of State | 171,778 | 157,047 | 9.38 | 716,816 | 652,677 | 9.83 | 252,752 | 212,673 | 18.85 |
| Albany | 4,519 | 4,099 | 10.25 | 21,288 | 18,732 | 13.65 | 7,973 | 7,594 | 4.99 |
| Allegany | 1,093 | 1,007 | 8.54 | 6,405 | 5,938 | 7.86 | 2,652 | 2,265 | 17.09 |
| Broome | 3,614 | 3,244 | 11.41 | 18,037 | 15,383 | 17.25 | 6,750 | 5,640 | 19.68 |
| Cattaraugus | 1,743 | 1,615 | 7.93 | 8,525 | 7,788 | 9.46 | 4,631 | 3,814 | 21.42 |
| Cayuga | 1,359 | 1,242 | 9.42 | 7,217 | 6,568 | 9.88 | 4,230 | 3,485 | 21.38 |
| Chautauqua | 3,167 | 2,797 | 13.23 | 16,453 | 14,636 | 12.41 | 6,232 | 5,109 | 21.98 |
| Chemung | 2,157 | 1,939 | 11.24 | 9,016 | 8,577 | 5.12 | 3,648 | 3,295 | 10.71 |
| Chenango | 922 | 833 | 10.68 | 4,579 | 4,153 | 10.26 | 2,545 | 2,145 | 18.65 |
| Clinton | 1,888 | 1,706 | 10.67 | 7,545 | 7,121 | 5.95 | 3,917 | 3,552 | 10.28 |
| Columbia | 1,240 | 1,117 | 11.01 | 4,312 | 3,933 | 9.64 | 1,878 | 1,677 | 11.99 |
| Cortland | 986 | 868 | 13.59 | 4,223 | 3,759 | 12.34 | 1,983 | 1,567 | 26.55 |
| Delaware | 1,059 | 990 | 6.97 | 4,039 | 3,730 | 8.28 | 2,025 | 1,787 | 13.32 |
| Dutchess | 3,384 | 3,210 | 5.42 | 10,595 | 9,287 | 14.08 | 3,161 | 2,464 | 28.29 |
| Erie | 20,129 | 18,360 | 9.65 | 103,702 | 98,301 | 5.49 | 31,662 | 25,882 | 22.32 |
| Essex | 756 | 723 | 4.56 | 3,745 | 3,409 | 9.86 | 1,650 | 1,418 | 16.36 |
| Franklin | 1,330 | 1,227 | 8.39 | 5,038 | 4,736 | 6.38 | 2,372 | 2,016 | 17.66 |
| Fulton | 1,323 | 1,207 | 9.61 | 4,972 | 4,642 | 7.11 | 2,188 | 1,950 | 12.21 |
| Genesee | 839 | 770 | 8.96 | 3,239 | 2,851 | 13.61 | 1,724 | 1,327 | 29.92 |
| Greene | 815 | 737 | 10.58 | 3,216 | 2,748 | 17.03 | 1,428 | 1,259 | 13.42 |
| Hamilton | 73 | 70 | 4.29 | 283 | 266 | 6.39 | 221 | 179 | 23.46 |
| Herkimer | 1,321 | 1,209 | 9.26 | 4,774 | 4,368 | 9.29 | 2,539 | 2,210 | 14.89 |
| Jefferson | 2,291 | 2,065 | 10.94 | 10,902 | 9,747 | 11.85 | 5,023 | 4,447 | 12.95 |
| Lewis | 560 | 514 | 8.95 | 2,455 | 2,209 | 11.14 | 1,395 | 1,217 | 14.63 |
| Livingston | 766 | 694 | 10.37 | 4,315 | 3,675 | 17.41 | 1,876 | 1,455 | 28.93 |
| Madison | 986 | 920 | 7.17 | 4,202 | 3,767 | 11.55 | 2,465 | 2,102 | 17.27 |
| Monroe | 12,787 | 11,481 | 11.38 | 69,255 | 66,978 | 3.40 | 13,666 | 11,673 | 17.07 |
| Montgomery | 1,188 | 1,119 | 6.17 | 4,764 | 4,583 | 3.95 | 2,890 | 2,654 | 8.89 |
| Nassau | 13,844 | 12,852 | 7.72 | 25,721 | 22,716 | 13.23 | 6,316 | 5,140 | 22.88 |
| Niagara | 3,619 | 3,366 | 7.52 | 19,408 | 18,277 | 6.19 | 7,568 | 6,559 | 15.38 |
| Oneida | 5,857 | 5,365 | 9.17 | 24,306 | 21,974 | 10.61 | 11,003 | 9,082 | 21.15 |
| Onondaga | 7,966 | 7,248 | 9.91 | 38,748 | 33,876 | 14.38 | 12,124 | 10,008 | 21.14 |
| Ontario | 1,151 | 1,080 | 6.57 | 5,819 | 5,084 | 14.46 | 2,037 | 1,658 | 22.86 |
| Orange | 4,536 | 3,990 | 13.68 | 21,839 | 18,700 | 16.79 | 9,266 | 7,261 | 27.61 |
| Orleans | 716 | 657 | 8.98 | 3,308 | 3,271 | 1.13 | 1,576 | 1,453 | 8.47 |
| Oswego | 1,975 | 1,791 | 10.27 | 10,158 | 9,207 | 10.33 | 4,507 | 3,734 | 20.70 |
| Otsego | 1,148 | 1,055 | 8.82 | 3,643 | 3,233 | 12.68 | 2,062 | 1,822 | 13.17 |
| Putnam | 544 | 505 | 7.72 | 1,260 | 970 | 29.90 | 438 | 325 | 34.77 |
| Rensselaer | 2,420 | 2,216 | 9.21 | 12,477 | 10,776 | 15.79 | 5,542 | 4,476 | 23.82 |
| Rockland | 3,807 | 3,608 | 5.52 | 13,393 | 11,969 | 11.90 | 6,957 | 5,720 | 21.63 |
| St. Lawrence | 2,919 | 2,622 | 11.33 | 11,880 | 11,119 | 6.84 | 5,409 | 4,590 | 17.84 |
| Saratoga | 1,856 | 1,674 | 10.87 | 6,863 | 5,832 | 17.68 | 3,875 | 3,348 | 15.74 |
| Schenectady | 2,619 | 2,381 | 10.00 | 10,476 | 9,317 | 12.44 | 3,667 | 3,182 | 15.24 |
| Schoharie | 605 | 547 | 10.60 | 2,480 | 2,267 | 9.40 | 1,418 | 1,270 | 11.65 |
| Schuylar | 361 | 346 | 4.34 | 1,635 | 1,401 | 16.70 | 854 | 722 | 18.28 |
| Seneca | 481 | 437 | 10.07 | 1,705 | 1,471 | 15.91 | 854 | 718 | 18.94 |
| Steuben | 2,166 | 1,982 | 9.28 | 9,405 | 8,729 | 7.74 | 4,010 | 3,752 | 6.88 |
| Suffolk | 17,134 | 15,788 | 8.53 | 55,518 | 48,857 | 13.63 | 12,962 | 10,222 | 26.80 |
| Sullivan | 2,158 | 1,959 | 10.16 | 5,682 | 5,081 | 11.83 | 2,532 | 2,257 | 12.18 |
| Tioga | 696 | 589 | 18.17 | 3,809 | 3,417 | 11.47 | 1,863 | 1,627 | 14.51 |
| Tompkins | 1,152 | 1,009 | 14.17 | 5,055 | 4,558 | 10.90 | 1,963 | 1,681 | 16.78 |
| Ulster | 3,144 | 2,842 | 10.63 | 10,804 | 9,643 | 12.04 | 4,016 | 3,173 | 26.57 |
| Warren | 1,126 | 1,051 | 7.14 | 3,606 | 3,249 | 10.99 | 2,117 | 1,808 | 17.09 |
| Washington | 1,092 | 1,028 | 6.23 | 4,076 | 3,582 | 13.79 | 1,891 | 1,747 | 8.24 |
| Wayne | 1,490 | 1,393 | 6.96 | 5,755 | 5,436 | 5.87 | 2,069 | 1,823 | 13.49 |
| Westchester | 12,029 | 11,110 | 8.27 | 46,573 | 42,755 | 8.93 | 8,673 | 7,183 | 20.74 |
| Wyoming | 515 | 479 | 7.52 | 2,092 | 1,970 | 6.19 | 1,195 | 1,115 | 7.17 |
| Yates | 357 | 314 | 13.69 | 2,226 | 2,055 | 8.32 | 1,264 | 1,034 | 22.24 |

Table B (Part I)
INCOME MAINTENANCE
Monthly average cases and recipients and annual expenditures, by social services district
1992 SUMMARY

| Social Services District | Total AFDC & HR | | | Aid to Families With Dependent Children | | | | |
|--------------------------|-----------------|------------|-----------------|---|------------|----------|---------|-----------------|
| | Cases | Recipients | Expenditures | Cases | Recipients | Children | Adults | Expenditures |
| New York State | 703,554 | 1,509,796 | \$3,803,935,671 | 402,969 | 1,130,713 | 750,213 | 380,500 | \$2,572,910,446 |
| New York City | 484,951 | 1,007,715 | 2,464,459,000 | 264,226 | 726,064 | 486,209 | 239,855 | 1,602,176,000 |
| Rest of State | 218,603 | 502,081 | 1,339,476,671 | 138,743 | 404,649 | 264,004 | 140,645 | 970,734,446 |
| Albany | 6,607 | 14,656 | 41,576,208 | 4,010 | 11,508 | 7,595 | 3,913 | 28,919,205 |
| Allegany | 1,724 | 4,178 | 8,911,648 | 1,082 | 3,317 | 2,030 | 1,287 | 6,429,089 |
| Broome | 5,241 | 12,056 | 28,793,490 | 3,057 | 9,210 | 5,788 | 3,422 | 19,528,444 |
| Cattaraugus | 1,853 | 4,563 | 9,036,085 | 1,219 | 3,747 | 2,359 | 1,388 | 6,766,048 |
| Cayuga | 1,519 | 3,552 | 7,547,268 | 1,131 | 3,119 | 1,903 | 1,216 | 6,244,478 |
| Chautauqua | 4,722 | 11,314 | 23,467,037 | 2,959 | 9,027 | 5,735 | 3,292 | 17,036,700 |
| Chemung | 2,431 | 5,877 | 12,265,412 | 1,638 | 4,892 | 3,079 | 1,813 | 9,390,565 |
| Chenango | 879 | 2,317 | 4,364,537 | 619 | 1,980 | 1,253 | 727 | 3,469,021 |
| Clinton | 1,653 | 3,750 | 7,718,471 | 1,039 | 2,934 | 1,828 | 1,106 | 5,409,178 |
| Columbia | 1,165 | 2,732 | 6,058,401 | 757 | 2,222 | 1,394 | 828 | 4,483,305 |
| Cortland | 1,018 | 2,567 | 5,919,686 | 642 | 2,000 | 1,261 | 739 | 4,207,382 |
| Delaware | 925 | 2,205 | 4,803,656 | 570 | 1,689 | 1,053 | 636 | 3,343,029 |
| Dutchess | 3,772 | 8,321 | 23,209,328 | 2,384 | 6,755 | 4,393 | 2,362 | 16,372,009 |
| Erie | 32,748 | 72,835 | 169,971,996 | 20,102 | 58,278 | 37,793 | 20,485 | 120,548,070 |
| Essex | 946 | 2,193 | 4,678,870 | 545 | 1,701 | 1,039 | 662 | 3,157,732 |
| Franklin | 1,294 | 2,879 | 5,787,815 | 734 | 2,171 | 1,306 | 865 | 3,878,570 |
| Fulton | 1,259 | 2,903 | 6,078,525 | 767 | 2,245 | 1,407 | 838 | 4,229,431 |
| Genesee | 684 | 1,660 | 3,535,022 | 492 | 1,423 | 913 | 510 | 2,784,194 |
| Greene | 889 | 2,003 | 4,662,619 | 553 | 1,519 | 943 | 576 | 3,241,916 |
| Hamilton | 30 | 68 | 139,567 | 18 | 54 | 33 | 21 | 93,406 |
| Herkimer | 951 | 2,480 | 4,872,282 | 707 | 2,194 | 1,394 | 800 | 4,002,813 |
| Jefferson | 2,849 | 6,566 | 14,955,333 | 1,791 | 5,227 | 3,168 | 2,059 | 10,791,537 |
| Lewis | 454 | 1,199 | 2,091,526 | 287 | 976 | 604 | 372 | 1,530,7 |
| Livingston | 1,252 | 2,674 | 6,410,321 | 762 | 2,070 | 1,213 | 857 | 4,478,62 |
| Madison | 775 | 1,940 | 4,044,381 | 570 | 1,645 | 1,046 | 599 | 3,237,347 |
| Monroe | 25,252 | 58,777 | 173,764,588 | 16,490 | 48,655 | 32,846 | 15,809 | 129,490,392 |
| Montgomery | 851 | 2,200 | 4,365,130 | 577 | 1,806 | 1,184 | 622 | 3,231,592 |
| Nassau | 10,154 | 21,293 | 69,202,625 | 6,589 | 17,301 | 11,841 | 5,460 | 49,490,158 |
| Niagara | 5,953 | 12,983 | 30,714,661 | 3,679 | 10,274 | 6,524 | 3,750 | 21,756,239 |
| Oneida | 5,738 | 13,987 | 31,479,201 | 3,629 | 11,386 | 7,444 | 3,942 | 22,852,784 |
| Onondaga | 12,817 | 29,424 | 72,869,074 | 8,120 | 23,744 | 15,895 | 7,849 | 53,539,691 |
| Ontario | 1,828 | 4,076 | 9,616,866 | 1,145 | 3,292 | 2,031 | 1,261 | 6,921,872 |
| Orange | 5,624 | 14,214 | 34,628,758 | 3,557 | 10,823 | 7,421 | 3,402 | 24,745,490 |
| Orleans | 871 | 2,085 | 4,546,738 | 588 | 1,723 | 1,122 | 601 | 3,460,127 |
| Oswego | 2,554 | 6,538 | 13,913,638 | 1,796 | 5,554 | 3,477 | 2,077 | 10,863,376 |
| Otsego | 674 | 1,741 | 4,046,797 | 474 | 1,467 | 933 | 534 | 3,171,332 |
| Putnam | 443 | 865 | 3,111,277 | 255 | 649 | 396 | 253 | 1,840,796 |
| Rensselaer | 3,149 | 7,369 | 15,844,218 | 2,053 | 6,150 | 3,864 | 2,286 | 11,885,529 |
| Rockland | 2,649 | 7,073 | 19,527,475 | 1,650 | 4,945 | 3,386 | 1,559 | 13,681,281 |
| St. Lawrence | 3,204 | 7,377 | 15,959,528 | 1,919 | 5,749 | 3,434 | 2,315 | 11,187,778 |
| Saratoga | 1,327 | 3,250 | 7,150,306 | 920 | 2,709 | 1,722 | 987 | 5,430,146 |
| Schenectady | 3,055 | 7,109 | 17,328,641 | 1,963 | 5,735 | 3,751 | 1,984 | 12,429,035 |
| Schoharie | 502 | 1,185 | 2,776,452 | 295 | 909 | 554 | 355 | 1,931,955 |
| Schuyler | 398 | 911 | 1,996,462 | 276 | 762 | 438 | 324 | 1,528,963 |
| Seneca | 385 | 960 | 1,984,830 | 283 | 819 | 516 | 303 | 1,600,734 |
| Steuben | 2,494 | 5,948 | 12,322,096 | 1,546 | 4,694 | 2,917 | 1,777 | 8,844,111 |
| Suffolk | 20,042 | 47,506 | 155,519,664 | 13,897 | 40,214 | 26,781 | 13,433 | 122,266,810 |
| Sullivan | 1,357 | 3,528 | 7,447,760 | 950 | 2,960 | 1,978 | 982 | 5,779,859 |
| Tioga | 967 | 2,340 | 5,072,550 | 655 | 1,921 | 1,179 | 742 | 3,800,940 |
| Tompkins | 1,522 | 3,239 | 8,505,048 | 857 | 2,447 | 1,533 | 914 | 5,494,789 |
| Ulster | 3,114 | 7,302 | 19,600,764 | 2,151 | 6,163 | 4,004 | 2,159 | 15,059,995 |
| Warren | 573 | 1,417 | 3,252,082 | 426 | 1,251 | 791 | 460 | 2,650,019 |
| Washington | 1,032 | 2,467 | 5,751,791 | 710 | 2,041 | 1,256 | 785 | 4,395,107 |
| Wayne | 1,634 | 3,953 | 8,901,143 | 1,078 | 3,266 | 2,130 | 1,136 | 6,738,25 |
| Westchester | 19,916 | 41,428 | 163,125,271 | 11,205 | 31,686 | 21,110 | 10,576 | 107,973,1 |
| Wyoming | 436 | 1,018 | 2,134,665 | 298 | 863 | 534 | 329 | 1,635,610 |
| Yates | 448 | 1,030 | 2,117,088 | 277 | 788 | 482 | 306 | 1,483,623 |

Table B (Part II)
INCOME MAINTENANCE
 Monthly average cases and recipients and annual expenditures, by social services district
 1992 SUMMARY

| Social Services District | Aid to Families With Dependent Children | | | | | | | | | |
|--------------------------|---|------------|----------|---------|-----------------|---------------------------|------------|----------|--------|---------------|
| | Basic Program | | | | | Unemployed Parent Program | | | | |
| | Cases | Recipients | Children | Adults | Expenditures | Cases | Recipients | Children | Adults | Expenditures |
| New York State | 388,612 | 1,069,995 | 716,142 | 353,853 | \$2,468,936,108 | 14,357 | 60,718 | 34,071 | 26,647 | \$103,974,338 |
| New York City | 260,563 | 710,123 | 477,107 | 233,016 | 1,576,028,000 | 3,663 | 15,941 | 9,102 | 6,839 | 26,148,000 |
| Rest of State | 128,049 | 359,872 | 239,035 | 120,837 | 892,908,108 | 10,694 | 44,777 | 24,969 | 19,808 | 77,826,338 |
| Albany | 3,832 | 10,753 | 7,165 | 3,588 | 27,575,590 | 178 | 755 | 430 | 325 | 1,343,615 |
| Allegany | 890 | 2,523 | 1,592 | 931 | 5,147,655 | 192 | 794 | 438 | 356 | 1,281,434 |
| Broome | 2,633 | 7,373 | 4,760 | 2,613 | 16,442,603 | 424 | 1,837 | 1,028 | 809 | 3,085,841 |
| Cattaraugus | 1,017 | 2,891 | 1,872 | 1,019 | 5,522,931 | 202 | 856 | 487 | 369 | 1,243,117 |
| Cayuga | 983 | 2,601 | 1,631 | 970 | 5,526,686 | 148 | 518 | 272 | 246 | 917,792 |
| Chautauqua | 2,633 | 7,622 | 4,945 | 2,677 | 14,923,500 | 326 | 1,405 | 790 | 615 | 2,113,200 |
| Chemung | 1,397 | 3,898 | 2,535 | 1,363 | 7,889,501 | 241 | 994 | 544 | 450 | 1,501,064 |
| Chenango | 511 | 1,517 | 995 | 522 | 2,830,497 | 108 | 463 | 258 | 205 | 638,524 |
| Clinton | 903 | 2,437 | 1,567 | 870 | 4,685,720 | 136 | 497 | 261 | 236 | 723,458 |
| Columbia | 679 | 1,894 | 1,217 | 677 | 3,964,895 | 78 | 328 | 177 | 151 | 518,410 |
| Cortland | 536 | 1,549 | 1,002 | 547 | 3,472,843 | 106 | 451 | 259 | 192 | 734,539 |
| Delaware | 473 | 1,313 | 851 | 462 | 2,752,176 | 97 | 376 | 202 | 174 | 590,853 |
| Dutchess | 2,200 | 5,989 | 3,976 | 2,013 | 14,940,253 | 184 | 766 | 417 | 349 | 1,431,756 |
| Erie | 18,787 | 52,477 | 34,510 | 17,967 | 111,305,763 | 1,315 | 5,801 | 3,283 | 2,518 | 9,242,307 |
| Essex | 448 | 1,274 | 803 | 471 | 2,539,738 | 97 | 427 | 236 | 191 | 617,994 |
| Franklin | 602 | 1,638 | 1,018 | 620 | 3,103,822 | 132 | 533 | 288 | 245 | 774,748 |
| Fulton | 682 | 1,884 | 1,202 | 682 | 3,698,844 | 85 | 361 | 205 | 156 | 530,587 |
| Genesee | 451 | 1,261 | 823 | 438 | 2,544,046 | 41 | 162 | 90 | 72 | 240,148 |
| Greene | 517 | 1,372 | 865 | 507 | 3,012,034 | 36 | 147 | 78 | 69 | 229,882 |
| Hamilton | 15 | 40 | 25 | 15 | 76,053 | 3 | 14 | 8 | 6 | 17,353 |
| Herkimer | 585 | 1,689 | 1,102 | 587 | 3,258,857 | 122 | 505 | 292 | 213 | 743,956 |
| Jefferson | 1,522 | 4,162 | 2,608 | 1,554 | 9,015,575 | 269 | 1,065 | 560 | 505 | 1,775,956 |
| Lewis | 225 | 706 | 453 | 253 | 1,173,346 | 62 | 270 | 151 | 119 | 357,444 |
| Livingston | 634 | 1,610 | 977 | 633 | 3,621,816 | 128 | 460 | 236 | 224 | 856,818 |
| Madison | 513 | 1,422 | 923 | 499 | 2,906,321 | 57 | 223 | 123 | 100 | 331,026 |
| Monroe | 15,943 | 46,238 | 31,443 | 14,795 | 124,402,351 | 547 | 2,417 | 1,403 | 1,014 | 5,088,041 |
| Montgomery | 522 | 1,569 | 1,051 | 518 | 2,911,436 | 55 | 237 | 133 | 104 | 320,156 |
| Nassau | 6,449 | 16,709 | 11,498 | 5,211 | 48,241,031 | 140 | 592 | 343 | 249 | 1,249,127 |
| Niagara | 3,395 | 9,115 | 5,887 | 3,228 | 20,002,485 | 284 | 1,159 | 637 | 522 | 1,753,754 |
| Oneida | 3,207 | 9,494 | 6,377 | 3,117 | 19,881,566 | 422 | 1,892 | 1,067 | 825 | 2,971,218 |
| Onondaga | 7,544 | 21,565 | 14,699 | 6,866 | 49,673,182 | 576 | 2,179 | 1,196 | 983 | 3,866,509 |
| Ontario | 1,018 | 2,755 | 1,736 | 1,019 | 6,083,222 | 127 | 537 | 295 | 242 | 838,650 |
| Orange | 3,396 | 10,132 | 7,014 | 3,118 | 23,501,472 | 161 | 691 | 407 | 284 | 1,244,018 |
| Orleans | 518 | 1,451 | 967 | 484 | 3,040,557 | 70 | 272 | 155 | 117 | 419,570 |
| Oswego | 1,501 | 4,382 | 2,843 | 1,539 | 9,004,047 | 295 | 1,172 | 634 | 538 | 1,859,329 |
| Otsego | 404 | 1,173 | 767 | 406 | 2,674,367 | 70 | 294 | 166 | 128 | 496,965 |
| Putnam | 240 | 595 | 369 | 226 | 1,731,009 | 15 | 54 | 27 | 27 | 109,787 |
| Rensselaer | 1,801 | 5,070 | 3,256 | 1,814 | 10,233,342 | 252 | 1,080 | 608 | 472 | 1,652,187 |
| Rockland | 1,560 | 4,518 | 3,121 | 1,397 | 12,825,858 | 90 | 427 | 265 | 162 | 855,423 |
| St. Lawrence | 1,500 | 4,099 | 2,555 | 1,544 | 8,456,175 | 419 | 1,650 | 879 | 771 | 2,731,603 |
| Saratoga | 833 | 2,359 | 1,537 | 822 | 4,882,771 | 87 | 350 | 185 | 165 | 547,375 |
| Schenectady | 1,821 | 5,160 | 3,430 | 1,730 | 11,432,668 | 142 | 575 | 321 | 254 | 996,367 |
| Schoharie | 245 | 697 | 438 | 259 | 1,589,882 | 50 | 212 | 116 | 96 | 342,073 |
| Schuyler | 226 | 577 | 345 | 232 | 1,221,381 | 50 | 185 | 93 | 92 | 307,582 |
| Seneca | 260 | 726 | 464 | 262 | 1,461,134 | 23 | 93 | 52 | 41 | 139,600 |
| Steuben | 1,325 | 3,784 | 2,432 | 1,352 | 7,478,253 | 221 | 910 | 485 | 425 | 1,365,858 |
| Suffolk | 13,186 | 37,102 | 25,020 | 12,082 | 114,605,320 | 711 | 3,112 | 1,761 | 1,351 | 7,661,490 |
| Sullivan | 883 | 2,657 | 1,803 | 854 | 5,325,268 | 67 | 303 | 175 | 128 | 454,591 |
| Tioga | 571 | 1,582 | 994 | 588 | 3,263,027 | 84 | 339 | 185 | 154 | 537,913 |
| Tompkins | 737 | 1,925 | 1,234 | 691 | 4,639,337 | 120 | 522 | 299 | 223 | 855,452 |
| Ulster | 1,973 | 5,433 | 3,596 | 1,837 | 13,678,732 | 178 | 730 | 408 | 322 | 1,381,263 |
| Warren | 390 | 1,109 | 719 | 390 | 2,426,393 | 36 | 142 | 72 | 70 | 223,626 |
| Washington | 623 | 1,702 | 1,080 | 622 | 3,834,705 | 87 | 339 | 176 | 163 | 560,402 |
| Wayne | 955 | 2,716 | 1,813 | 903 | 5,862,699 | 123 | 550 | 317 | 233 | 875,551 |
| Westchester | 10,850 | 30,211 | 20,264 | 9,947 | 104,065,832 | 355 | 1,475 | 846 | 629 | 3,907,338 |
| Wyoming | 262 | 715 | 453 | 262 | 1,448,632 | 36 | 148 | 81 | 67 | 186,984 |
| Yates | 243 | 657 | 413 | 244 | 1,298,909 | 34 | 131 | 69 | 62 | 184,714 |

Table B (Part III)
INCOME MAINTENANCE
Monthly average cases and recipients and annual expenditures, by social services district
1992 SUMMARY

| Social Services District | Home Relief | | | | | | | |
|--------------------------|-------------|------------|--------|------------|------------|-----------------|---------------|---------------|
| | Total | | Family | | One-Person | Expenditures | | |
| | Cases | Recipients | Cases | Recipients | Cases | Total | Family | One-Person |
| New York State | 300,585 | 379,083 | 64,929 | 143,427 | 235,656 | \$1,231,025,225 | \$325,865,285 | \$905,159,940 |
| New York City | 220,725 | 281,651 | 50,234 | 111,160 | 170,491 | 862,283,000 | 249,465,000 | 612,818,000 |
| Rest of State | 79,860 | 97,432 | 14,695 | 32,267 | 65,165 | 368,742,225 | 76,400,285 | 292,341,940 |
| Albany | 2,597 | 3,148 | 410 | 961 | 2,187 | 12,657,003 | 2,499,625 | 10,157,378 |
| Allegany | 642 | 861 | 175 | 394 | 467 | 2,482,559 | 754,332 | 1,728,227 |
| Broome | 2,184 | 2,846 | 527 | 1,189 | 1,657 | 9,265,046 | 2,629,269 | 6,635,777 |
| Cattaraugus | 634 | 816 | 136 | 318 | 498 | 2,270,037 | 568,843 | 1,701,194 |
| Cayuga | 388 | 433 | 65 | 110 | 323 | 1,302,790 | 266,001 | 1,036,789 |
| Chautauqua | 1,763 | 2,287 | 502 | 1,026 | 1,261 | 6,430,337 | 2,117,507 | 4,312,830 |
| Chemung | 793 | 985 | 190 | 382 | 603 | 2,874,847 | 758,135 | 2,116,712 |
| Chenango | 260 | 337 | 78 | 155 | 182 | 895,516 | 301,314 | 594,202 |
| Clinton | 614 | 816 | 151 | 353 | 463 | 2,309,293 | 658,003 | 1,651,290 |
| Columbia | 408 | 510 | 112 | 214 | 296 | 1,575,096 | 485,023 | 1,090,073 |
| Cortland | 376 | 567 | 138 | 329 | 238 | 1,712,304 | 748,928 | 963,376 |
| Delaware | 355 | 516 | 112 | 273 | 243 | 1,460,627 | 529,963 | 930,664 |
| Dutchess | 1,388 | 1,566 | 194 | 372 | 1,194 | 6,837,319 | 1,031,555 | 5,805,764 |
| Erie | 12,646 | 14,557 | 1,602 | 3,513 | 11,044 | 49,423,926 | 7,685,329 | 41,738,597 |
| Essex | 401 | 492 | 135 | 226 | 266 | 1,521,138 | 548,834 | 972,304 |
| Franklin | 560 | 708 | 129 | 277 | 431 | 1,909,245 | 495,535 | 1,413,710 |
| Fulton | 492 | 658 | 143 | 309 | 349 | 1,849,094 | 635,366 | 1,213,728 |
| Genesee | 192 | 237 | 49 | 94 | 143 | 750,828 | 206,000 | 544,828 |
| Greene | 336 | 484 | 113 | 261 | 223 | 1,420,703 | 561,778 | 858,925 |
| Hamilton | 12 | 14 | 0 | 2 | 12 | 46,161 | 2,079 | 44,082 |
| Herkimer | 244 | 286 | 55 | 97 | 189 | 869,469 | 210,280 | 659,189 |
| Jefferson | 1,058 | 1,339 | 251 | 532 | 807 | 4,163,802 | 1,149,221 | 3,014,581 |
| Lewis | 167 | 223 | 42 | 98 | 125 | 560,736 | 166,205 | 394,531 |
| Livingston | 490 | 604 | 123 | 237 | 367 | 1,931,687 | 543,209 | 1,388,478 |
| Madison | 205 | 295 | 82 | 172 | 123 | 807,034 | 329,606 | 477,428 |
| Monroe | 8,762 | 10,122 | 1,375 | 2,735 | 7,387 | 44,274,196 | 8,061,026 | 36,213,170 |
| Montgomery | 274 | 394 | 89 | 209 | 185 | 1,133,538 | 405,734 | 727,804 |
| Nassau | 3,565 | 3,992 | 491 | 918 | 3,074 | 19,712,467 | 2,972,154 | 16,740,313 |
| Niagara | 2,274 | 2,709 | 417 | 852 | 1,857 | 8,958,422 | 1,917,474 | 7,040,948 |
| Oneida | 2,109 | 2,601 | 361 | 853 | 1,748 | 8,626,417 | 1,801,105 | 6,825,312 |
| Onondaga | 4,697 | 5,680 | 888 | 1,871 | 3,809 | 19,329,383 | 4,188,798 | 15,140,585 |
| Ontario | 683 | 784 | 116 | 217 | 567 | 2,694,994 | 488,534 | 2,206,460 |
| Orange | 2,067 | 3,391 | 438 | 1,762 | 1,629 | 9,883,268 | 2,551,930 | 7,331,338 |
| Orleans | 283 | 362 | 80 | 159 | 203 | 1,086,611 | 350,270 | 736,341 |
| Oswego | 758 | 984 | 215 | 441 | 543 | 3,050,262 | 980,736 | 2,069,526 |
| Otsego | 200 | 274 | 65 | 139 | 135 | 875,465 | 319,134 | 556,331 |
| Putnam | 188 | 216 | 43 | 71 | 145 | 1,270,481 | 325,890 | 944,591 |
| Rensselaer | 1,096 | 1,219 | 131 | 254 | 965 | 3,958,689 | 567,868 | 3,390,821 |
| Rockland | 999 | 2,128 | 362 | 1,491 | 637 | 5,846,194 | 2,427,591 | 3,418,603 |
| St. Lawrence | 1,285 | 1,628 | 372 | 715 | 913 | 4,771,750 | 1,545,562 | 3,226,188 |
| Saratoga | 407 | 541 | 107 | 241 | 300 | 1,720,160 | 530,554 | 1,189,606 |
| Schenectady | 1,092 | 1,374 | 251 | 533 | 841 | 4,899,606 | 1,263,962 | 3,635,644 |
| Schoharie | 207 | 276 | 58 | 127 | 149 | 844,497 | 255,234 | 589,263 |
| Schuyler | 122 | 149 | 36 | 63 | 86 | 467,499 | 150,614 | 316,885 |
| Seneca | 102 | 141 | 34 | 73 | 68 | 384,096 | 130,942 | 253,154 |
| Steuben | 948 | 1,254 | 245 | 551 | 703 | 3,477,985 | 1,062,534 | 2,415,451 |
| Suffolk | 6,145 | 7,292 | 1,013 | 2,160 | 5,132 | 33,252,854 | 6,615,257 | 26,637,597 |
| Sullivan | 407 | 568 | 99 | 260 | 308 | 1,667,901 | 491,009 | 1,176,892 |
| Tioga | 312 | 419 | 104 | 211 | 208 | 1,271,610 | 457,354 | 814,256 |
| Tompkins | 665 | 792 | 168 | 295 | 497 | 3,010,259 | 798,384 | 2,211,875 |
| Ulster | 963 | 1,139 | 212 | 388 | 751 | 4,540,769 | 1,093,088 | 3,447,681 |
| Warren | 147 | 166 | 21 | 40 | 126 | 602,063 | 86,488 | 515,575 |
| Washington | 322 | 426 | 104 | 208 | 218 | 1,356,684 | 466,102 | 890,582 |
| Wayne | 556 | 687 | 129 | 260 | 427 | 2,162,893 | 563,814 | 1,599,079 |
| Westchester | 8,711 | 9,742 | 1,067 | 2,098 | 7,644 | 55,152,101 | 7,276,544 | 47,875,557 |
| Wyoming | 138 | 155 | 33 | 50 | 105 | 499,049 | 124,102 | 374,947 |
| Yates | 171 | 242 | 57 | 128 | 114 | 633,465 | 248,557 | 384,908 |

Table C
FOOD STAMPS
Household, persons and value of redeemed ATP's by social services district
1992 SUMMARY

| Social Services District | Total | | | Public Assistance | | | Non-Public Assistance | | |
|--------------------------|------------|-----------|----------------------|-------------------|-----------|----------------------|-----------------------|---------|----------------------|
| | Households | Persons | Food Stamps Benefits | Households | Persons | Food Stamps Benefits | Households | Persons | Food Stamps Benefits |
| New York State | 877,630 | 1,927,088 | \$1,644,582,792 | 709,813 | 1,467,922 | \$1,312,481,937 | 167,817 | 459,166 | \$332,100,855 |
| New York City | 565,756 | 1,210,272 | 1,076,637,008 | 490,822 | 1,003,858 | 909,779,876 | 74,934 | 206,414 | 166,857,132 |
| Rest of State | 311,874 | 716,816 | 567,945,784 | 218,991 | 464,064 | 402,702,061 | 92,883 | 252,752 | 165,243,723 |
| Albany | 9,912 | 21,288 | 17,685,617 | 6,575 | 13,315 | 11,979,864 | 3,337 | 7,973 | 5,705,753 |
| Allegany | 2,529 | 6,406 | 4,774,671 | 1,628 | 3,754 | 3,165,370 | 901 | 2,652 | 1,609,301 |
| Broome | 7,975 | 18,036 | 14,185,055 | 5,332 | 11,286 | 9,897,274 | 2,643 | 6,750 | 4,287,781 |
| Cattaraugus | 3,359 | 8,525 | 6,159,639 | 1,787 | 3,894 | 3,330,739 | 1,572 | 4,631 | 2,828,900 |
| Cayuga | 2,771 | 7,218 | 5,376,790 | 1,333 | 2,988 | 2,541,346 | 1,438 | 4,230 | 2,835,444 |
| Chautauqua | 6,728 | 16,453 | 12,672,254 | 4,498 | 10,221 | 8,887,625 | 2,230 | 6,232 | 3,784,629 |
| Chemung | 3,703 | 9,016 | 6,845,364 | 2,405 | 5,368 | 4,620,417 | 1,298 | 3,648 | 2,224,947 |
| Chenango | 1,723 | 4,579 | 3,404,808 | 860 | 2,034 | 1,805,031 | 863 | 2,545 | 1,599,777 |
| Clinton | 3,405 | 7,545 | 5,758,089 | 1,957 | 3,628 | 3,203,834 | 1,448 | 3,917 | 2,554,255 |
| Columbia | 1,928 | 4,312 | 3,359,296 | 1,151 | 2,434 | 2,154,877 | 777 | 1,878 | 1,204,419 |
| Cortland | 1,675 | 4,222 | 3,177,298 | 1,001 | 2,239 | 1,920,440 | 674 | 1,983 | 1,256,858 |
| Delaware | 1,614 | 4,039 | 2,944,425 | 926 | 2,014 | 1,696,195 | 688 | 2,025 | 1,248,230 |
| Dutchess | 4,807 | 10,595 | 8,844,842 | 3,482 | 7,434 | 6,746,228 | 1,325 | 3,161 | 2,098,614 |
| Erie | 48,333 | 103,696 | 87,823,218 | 35,597 | 72,034 | 67,271,586 | 12,736 | 31,662 | 20,551,632 |
| Essex | 1,606 | 3,745 | 2,740,976 | 1,001 | 2,095 | 1,773,174 | 605 | 1,650 | 967,802 |
| Franklin | 2,137 | 5,038 | 3,903,823 | 1,329 | 2,666 | 2,395,303 | 808 | 2,372 | 1,508,520 |
| Fulton | 2,091 | 4,972 | 3,905,071 | 1,344 | 2,784 | 2,516,621 | 747 | 2,188 | 1,388,450 |
| Genesee | 1,326 | 3,239 | 2,382,778 | 721 | 1,515 | 1,329,840 | 605 | 1,724 | 1,052,938 |
| Greene | 1,428 | 3,216 | 2,565,100 | 869 | 1,788 | 1,626,299 | 559 | 1,428 | 938,801 |
| Hamilton | 117 | 283 | 199,774 | 38 | 62 | 51,926 | 79 | 221 | 147,848 |
| Herkimer | 1,931 | 4,774 | 3,600,728 | 1,042 | 2,235 | 1,933,500 | 889 | 2,539 | 1,667,228 |
| Jefferson | 4,363 | 10,902 | 8,068,419 | 2,742 | 5,879 | 5,041,043 | 1,621 | 5,023 | 3,027,376 |
| Lewis | 890 | 2,455 | 1,802,717 | 453 | 1,060 | 937,129 | 437 | 1,395 | 865,588 |
| Livingston | 1,929 | 4,315 | 3,359,260 | 1,210 | 2,439 | 2,208,132 | 719 | 1,876 | 1,151,128 |
| Madison | 1,697 | 4,202 | 3,100,958 | 841 | 1,737 | 1,465,869 | 856 | 2,465 | 1,635,089 |
| Monroe | 30,686 | 69,256 | 54,773,302 | 26,031 | 55,590 | 46,452,896 | 4,655 | 13,666 | 8,320,406 |
| Montgomery | 1,841 | 4,764 | 3,635,411 | 879 | 1,874 | 1,649,468 | 962 | 2,890 | 1,985,943 |
| Nassau | 12,761 | 25,722 | 20,488,971 | 9,829 | 19,406 | 16,054,607 | 2,932 | 6,316 | 4,434,364 |
| Niagara | 8,693 | 19,409 | 15,469,397 | 5,733 | 11,841 | 10,479,567 | 2,960 | 7,568 | 4,989,830 |
| Oneida | 10,231 | 24,306 | 19,340,402 | 6,348 | 13,303 | 12,103,550 | 3,883 | 11,003 | 7,236,852 |
| Onondaga | 16,290 | 38,748 | 31,484,486 | 12,043 | 26,624 | 23,692,062 | 4,247 | 12,124 | 7,792,424 |
| Ontario | 2,578 | 5,819 | 4,644,122 | 1,762 | 3,782 | 3,371,187 | 816 | 2,037 | 1,272,935 |
| Orange | 8,396 | 21,840 | 17,677,644 | 5,413 | 12,574 | 10,929,336 | 2,983 | 9,266 | 6,748,308 |
| Orleans | 1,360 | 3,308 | 2,406,240 | 801 | 1,732 | 1,469,918 | 559 | 1,576 | 936,322 |
| Oswego | 3,807 | 10,159 | 8,000,500 | 2,382 | 5,652 | 5,066,069 | 1,425 | 4,507 | 2,934,431 |
| Otsego | 1,498 | 3,644 | 2,737,245 | 757 | 1,582 | 1,354,733 | 741 | 2,062 | 1,382,512 |
| Putnam | 686 | 1,260 | 1,044,581 | 458 | 822 | 705,979 | 228 | 438 | 338,602 |
| Rensselaer | 5,422 | 12,477 | 10,139,338 | 3,355 | 6,935 | 6,332,012 | 2,067 | 5,542 | 3,807,326 |
| Rockland | 4,344 | 13,392 | 10,503,955 | 2,670 | 6,435 | 4,880,724 | 1,674 | 6,957 | 5,623,231 |
| St. Lawrence | 4,760 | 11,880 | 9,013,159 | 2,954 | 6,471 | 5,733,622 | 1,806 | 5,409 | 3,279,537 |
| Saratoga | 2,814 | 6,863 | 5,268,217 | 1,419 | 2,988 | 2,586,749 | 1,395 | 3,875 | 2,681,468 |
| Schenectady | 4,700 | 10,477 | 8,631,628 | 3,285 | 6,810 | 6,144,494 | 1,415 | 3,667 | 2,487,134 |
| Schoharie | 1,005 | 2,480 | 1,835,359 | 515 | 1,062 | 904,450 | 490 | 1,418 | 930,909 |
| Schuyler | 617 | 1,635 | 1,210,062 | 335 | 781 | 680,811 | 282 | 854 | 529,251 |
| Seneca | 779 | 1,705 | 1,221,343 | 411 | 851 | 710,735 | 368 | 854 | 510,608 |
| Steuben | 3,633 | 9,405 | 7,415,922 | 2,347 | 5,395 | 4,817,424 | 1,286 | 4,010 | 2,598,498 |
| Suffolk | 24,393 | 55,518 | 41,551,659 | 19,075 | 42,556 | 32,855,489 | 5,318 | 12,962 | 8,696,170 |
| Sullivan | 2,288 | 5,682 | 4,390,444 | 1,402 | 3,150 | 2,758,614 | 886 | 2,532 | 1,631,830 |
| Tioga | 1,456 | 3,809 | 2,803,891 | 841 | 1,946 | 1,683,449 | 615 | 1,863 | 1,120,442 |
| Tompkins | 2,320 | 5,055 | 4,012,151 | 1,583 | 3,092 | 2,700,451 | 737 | 1,963 | 1,311,700 |
| Ulster | 4,916 | 10,804 | 7,854,292 | 3,280 | 6,788 | 5,299,678 | 1,636 | 4,016 | 2,554,614 |
| Warren | 1,512 | 3,606 | 2,541,157 | 769 | 1,489 | 1,213,837 | 743 | 2,117 | 1,327,320 |
| Washington | 1,648 | 4,076 | 3,039,128 | 1,009 | 2,185 | 1,837,066 | 639 | 1,891 | 1,202,062 |
| Wayne | 2,513 | 5,755 | 4,483,013 | 1,665 | 3,686 | 3,228,008 | 848 | 2,069 | 1,255,005 |
| Westchester | 22,149 | 46,573 | 38,544,484 | 18,638 | 37,900 | 32,861,611 | 3,511 | 8,673 | 5,682,873 |
| West York | 863 | 2,092 | 1,484,271 | 428 | 897 | 784,954 | 435 | 1,195 | 699,317 |
| Yates | 938 | 2,226 | 1,659,040 | 452 | 962 | 858,849 | 486 | 1,264 | 800,191 |

Table D (Part 1)
MEDICAL ASSISTANCE
 Monthly average number of Medical Assistance eligibles by category of eligibility by social services district
 1992 SUMMARY

| Social Services District | Medical and Subsistence | | | | | | |
|--------------------------|-------------------------|----------|------------------------|------------|--------------|-----------|-------------|
| | Total M.A. Eligibles | SSI Aged | SSI Blind and Disabled | ADC Adults | ADC Children | HR Adults | HR Children |
| New York State | 2,749,560 | 160,918 | 318,294 | 353,342 | 807,606 | 278,619 | 83,567 |
| New York City | 1,724,018 | 114,448 | 181,237 | 224,448 | 525,138 | 205,707 | 63,336 |
| Rest of State | 1,025,542 | 46,470 | 137,057 | 128,894 | 282,468 | 72,912 | 20,231 |
| Albany | 26,631 | 1,111 | 3,799 | 3,437 | 8,074 | 2,536 | 626 |
| Allegany | 8,085 | 289 | 923 | 1,164 | 2,115 | 567 | 216 |
| Broome | 23,755 | 996 | 2,738 | 3,113 | 6,258 | 2,193 | 678 |
| Cattaraugus | 11,151 | 508 | 1,294 | 1,220 | 2,471 | 609 | 202 |
| Cayuga | 8,879 | 514 | 946 | 1,110 | 2,049 | 359 | 66 |
| Chautauqua | 21,992 | 798 | 2,500 | 2,985 | 6,087 | 1,656 | 549 |
| Chemung | 12,973 | 356 | 2,022 | 1,631 | 3,373 | 751 | 241 |
| Chenango | 6,104 | 267 | 709 | 643 | 1,321 | 231 | 93 |
| Clinton | 9,848 | 585 | 1,385 | 966 | 1,907 | 545 | 201 |
| Columbia | 6,188 | 359 | 918 | 757 | 1,525 | 356 | 140 |
| Cortland | 5,639 | 246 | 800 | 680 | 1,334 | 340 | 165 |
| Delaware | 5,339 | 367 | 727 | 598 | 1,089 | 325 | 163 |
| Dutchess | 17,403 | 858 | 2,655 | 2,149 | 4,711 | 1,323 | 215 |
| Erie | 129,484 | 4,472 | 17,653 | 19,195 | 40,839 | 11,960 | 2,331 |
| Essex | 5,061 | 226 | 559 | 574 | 1,067 | 355 | 113 |
| Franklin | 7,088 | 386 | 1,018 | 796 | 1,353 | 532 | 140 |
| Fulton | 7,377 | 363 | 1,022 | 742 | 1,489 | 442 | 185 |
| Genesee | 4,839 | 234 | 637 | 450 | 967 | 173 | 57 |
| Greene | 4,695 | 266 | 603 | 538 | 1,000 | 300 | 163 |
| Hamilton | 417 | 28 | 49 | 16 | 30 | 12 | 0 |
| Herkimer | 7,264 | 322 | 1,038 | 725 | 1,446 | 236 | 53 |
| Jefferson | 13,975 | 532 | 1,832 | 1,865 | 3,413 | 959 | 318 |
| Lewis | 3,488 | 152 | 433 | 339 | 614 | 158 | 52 |
| Livingston | 5,476 | 167 | 645 | 751 | 1,318 | 402 | 151 |
| Madison | 5,522 | 303 | 734 | 532 | 1,110 | 181 | 83 |
| Monroe | 89,314 | 3,289 | 10,498 | 13,979 | 35,002 | 7,717 | 1,906 |
| Montgomery | 6,282 | 339 | 916 | 537 | 1,229 | 246 | 136 |
| Nassau | 62,886 | 5,064 | 9,551 | 5,392 | 12,718 | 3,305 | 636 |
| Niagara | 25,382 | 915 | 2,897 | 3,411 | 7,072 | 2,189 | 515 |
| Oneida | 32,504 | 1,380 | 5,082 | 3,504 | 7,970 | 2,020 | 565 |
| Onondaga | 53,667 | 1,620 | 6,894 | 7,096 | 17,483 | 4,337 | 1,254 |
| Ontario | 7,673 | 315 | 895 | 1,151 | 2,193 | 651 | 135 |
| Orange | 32,092 | 1,453 | 3,336 | 3,083 | 7,912 | 1,963 | 1,301 |
| Orleans | 4,869 | 179 | 585 | 547 | 1,194 | 250 | 104 |
| Oswego | 14,855 | 495 | 1,587 | 1,885 | 3,766 | 685 | 228 |
| Otsego | 6,044 | 351 | 849 | 500 | 1,009 | 181 | 96 |
| Putnam | 2,678 | 112 | 443 | 245 | 425 | 180 | 35 |
| Rensselaer | 15,871 | 517 | 1,970 | 2,015 | 4,102 | 1,082 | 172 |
| Rockland | 21,172 | 1,536 | 2,457 | 1,472 | 3,556 | 972 | 1,036 |
| St. Lawrence | 16,456 | 896 | 2,164 | 2,022 | 3,516 | 1,208 | 321 |
| Saratoga | 10,715 | 452 | 1,611 | 876 | 1,771 | 349 | 136 |
| Schenectady | 15,324 | 560 | 2,127 | 1,864 | 4,130 | 1,031 | 368 |
| Schoharie | 3,425 | 213 | 426 | 325 | 579 | 177 | 64 |
| Schuyler | 2,293 | 128 | 249 | 285 | 475 | 115 | 30 |
| Seneca | 2,668 | 127 | 375 | 264 | 566 | 88 | 46 |
| Steuben | 12,898 | 435 | 1,848 | 1,663 | 3,191 | 913 | 341 |
| Suffolk | 88,841 | 4,695 | 13,595 | 12,547 | 28,223 | 4,253 | 1,051 |
| Sullivan | 9,403 | 557 | 1,649 | 908 | 2,102 | 350 | 173 |
| Tioga | 5,224 | 160 | 560 | 675 | 1,271 | 291 | 113 |
| Tompkins | 7,222 | 223 | 975 | 804 | 1,596 | 583 | 167 |
| Ulster | 15,802 | 681 | 2,681 | 2,063 | 4,296 | 949 | 229 |
| Warren | 5,388 | 280 | 861 | 412 | 858 | 139 | 30 |
| Washington | 5,862 | 326 | 782 | 699 | 1,340 | 305 | 109 |
| Wayne | 7,805 | 441 | 1,167 | 1,020 | 2,280 | 480 | 172 |
| Westchester | 76,499 | 3,792 | 9,711 | 10,123 | 22,631 | 8,125 | 1,471 |
| Wyoming | 3,150 | 137 | 406 | 285 | 543 | 122 | 27 |
| Yates | 2,605 | 97 | 271 | 266 | 509 | 155 | 63 |

Table D (Part II)
MEDICAL ASSISTANCE
 Monthly average number of Medical Assistance eligibles by category of eligibility by social services district
 1992 SUMMARY

| Medical Only | | | | | | | Social Services District |
|--------------|------------------|--------------------|----------------------|-------------------|---------------------|-------|--------------------------|
| Aged | Blind & Disabled | ADC Related Adults | ADC Related Children | HR Related Adults | HR Related Children | Other | |
| 147,946 | 66,739 | 96,871 | 297,354 | 62,047 | 74,421 | 1,836 | New York State |
| 68,597 | 28,906 | 46,964 | 177,895 | 42,979 | 42,760 | 1,603 | New York City |
| 79,349 | 37,833 | 49,907 | 119,459 | 19,068 | 31,661 | 233 | Rest of State |
| 2,234 | 758 | 900 | 2,305 | 255 | 593 | 4 | Albany |
| 415 | 253 | 519 | 1,081 | 221 | 322 | 2 | Allegany |
| 2,031 | 829 | 1,096 | 2,602 | 518 | 703 | 0 | Broome |
| 879 | 344 | 828 | 1,981 | 380 | 435 | 1 | Cattaraugus |
| 684 | 329 | 765 | 1,544 | 178 | 333 | 4 | Cayuga |
| 1,508 | 603 | 1,307 | 2,662 | 486 | 836 | 15 | Chautauqua |
| 881 | 419 | 785 | 1,886 | 243 | 385 | 0 | Chemung |
| 454 | 229 | 492 | 1,107 | 186 | 367 | 5 | Chenango |
| 685 | 383 | 842 | 1,689 | 311 | 350 | 0 | Clinton |
| 573 | 276 | 317 | 658 | 90 | 218 | 0 | Columbia |
| 410 | 199 | 332 | 763 | 95 | 275 | 1 | Cortland |
| 395 | 167 | 395 | 795 | 107 | 211 | 1 | Delaware |
| 1,524 | 741 | 756 | 1,635 | 120 | 714 | 2 | Dutchess |
| 7,727 | 3,974 | 4,657 | 11,915 | 2,350 | 2,378 | 2 | Erie |
| 466 | 219 | 351 | 835 | 137 | 161 | 0 | Essex |
| 473 | 327 | 467 | 1,121 | 186 | 290 | 0 | Franklin |
| 685 | 306 | 526 | 1,139 | 175 | 302 | 1 | Fulton |
| 464 | 190 | 418 | 921 | 67 | 204 | 58 | Genesee |
| 487 | 150 | 290 | 645 | 113 | 140 | 1 | Greene |
| 40 | 41 | 51 | 121 | 27 | 3 | 0 | Hamilton |
| 702 | 264 | 543 | 1,241 | 228 | 429 | 37 | Herkimer |
| 827 | 424 | 890 | 2,278 | 267 | 329 | 41 | Jefferson |
| 232 | 137 | 313 | 771 | 115 | 172 | 1 | Lewis |
| 408 | 189 | 386 | 869 | 61 | 126 | 2 | Livingston |
| 454 | 193 | 487 | 1,064 | 143 | 239 | 0 | Madison |
| 4,916 | 2,233 | 2,110 | 6,006 | 633 | 1,022 | 4 | Monroe |
| 574 | 372 | 421 | 1,122 | 150 | 236 | 4 | Montgomery |
| 8,602 | 3,498 | 3,310 | 8,292 | 794 | 1,719 | 6 | Nassau |
| 1,832 | 814 | 1,361 | 3,278 | 487 | 602 | 8 | Niagara |
| 2,511 | 1,101 | 1,832 | 4,263 | 1,043 | 1,234 | 0 | Oneida |
| 3,083 | 1,756 | 2,053 | 5,976 | 963 | 1,149 | 3 | Onondaga |
| 608 | 215 | 392 | 905 | 77 | 132 | 2 | Ontario |
| 1,935 | 1,249 | 1,711 | 4,287 | 1,143 | 2,719 | 1 | Orange |
| 354 | 202 | 363 | 773 | 104 | 213 | 1 | Orleans |
| 765 | 458 | 1,250 | 2,738 | 397 | 598 | 2 | Oswego |
| 483 | 220 | 551 | 1,238 | 166 | 402 | 0 | Otsego |
| 451 | 187 | 155 | 317 | 52 | 75 | 0 | Putnam |
| 1,532 | 637 | 983 | 2,183 | 292 | 383 | 2 | Rensselaer |
| 1,815 | 864 | 884 | 1,949 | 1,162 | 3,467 | 1 | Rockland |
| 1,023 | 469 | 1,165 | 2,488 | 487 | 697 | 1 | St. Lawrence |
| 1,059 | 698 | 953 | 1,947 | 331 | 532 | 0 | Saratoga |
| 1,555 | 585 | 659 | 1,782 | 356 | 307 | 1 | Schenectady |
| 254 | 133 | 303 | 637 | 102 | 214 | 0 | Schoharie |
| 173 | 91 | 188 | 380 | 73 | 107 | 0 | Schuyler |
| 253 | 107 | 202 | 463 | 50 | 127 | 0 | Seneca |
| 769 | 348 | 770 | 1,783 | 336 | 501 | 1 | Steuben |
| 7,493 | 4,332 | 3,107 | 7,551 | 745 | 1,245 | 3 | Suffolk |
| 694 | 368 | 541 | 1,420 | 181 | 459 | 1 | Sullivan |
| 362 | 165 | 393 | 913 | 143 | 178 | 1 | Tioga |
| 393 | 282 | 498 | 1,084 | 255 | 360 | 3 | Tompkins |
| 1,293 | 554 | 689 | 1,587 | 250 | 526 | 6 | Ulster |
| 560 | 294 | 539 | 1,089 | 127 | 200 | 0 | Warren |
| 499 | 221 | 391 | 920 | 94 | 177 | 0 | Washington |
| 542 | 203 | 404 | 900 | 66 | 131 | 0 | Wayne |
| 6,824 | 3,031 | 2,468 | 6,402 | 773 | 1,146 | 4 | Westchester |
| 314 | 112 | 306 | 692 | 83 | 125 | 0 | Wyoming |
| 190 | 90 | 242 | 466 | 94 | 163 | 0 | Yates |

Table E (Part I)
MEDICAL ASSISTANCE
 Medical Assistance expenditures by major types of care
 1992 SUMMARY

| Social Services District | Total Medical Expenditures | Hospital Inpatient | Hospital Outpatient | Free Standing Clinic | Skilled Nursing Facilities | Intermediate Care Facilities | Personal Care | Home Health Services |
|--------------------------|----------------------------|--------------------|---------------------|----------------------|----------------------------|------------------------------|-----------------|----------------------|
| New York State | \$14,727,326,261 | \$4,836,346,741 | \$1,015,397,802 | \$648,483,420 | \$4,009,293,681 | \$15,174,665 | \$1,672,749,537 | \$440,606,551 |
| New York City | 9,780,028,586 | 3,756,195,758 | 694,381,166 | 372,876,589 | 2,044,629,282 | 9,985,156 | 1,311,521,930 | 314,141,275 |
| Rest of State | 4,947,297,675 | 1,080,150,983 | 321,016,636 | 275,606,831 | 1,964,664,399 | 5,189,509 | 361,227,607 | 126,465,276 |
| Albany | 138,093,595 | 28,170,761 | 8,006,510 | 12,697,456 | 55,707,586 | 154,840 | 6,758,530 | 4,270,085 |
| Allegany | 21,121,423 | 4,601,422 | 1,583,623 | 1,346,100 | 7,030,166 | 21,988 | 918,008 | 741,787 |
| Broome | 87,174,021 | 16,107,902 | 8,005,237 | 2,349,904 | 39,487,337 | 149,327 | 3,891,220 | 2,239,321 |
| Cattaraugus | 34,604,085 | 7,124,119 | 1,647,738 | 2,279,542 | 13,632,500 | 28,916 | 1,298,640 | 972,010 |
| Cayuga | 31,068,115 | 7,630,492 | 1,047,428 | 2,465,509 | 12,391,613 | 15,905 | 428,294 | 943,096 |
| Chautauqua | 65,387,557 | 11,671,753 | 4,155,417 | 4,363,818 | 27,441,399 | 64,195 | 4,261,747 | 641,366 |
| Chemung | 49,698,033 | 10,951,218 | 3,003,794 | 2,104,701 | 22,145,890 | (345,136) | 1,127,128 | 1,281,724 |
| Chenango | 19,034,309 | 3,862,019 | 1,413,249 | 920,867 | 7,856,702 | 5,020 | 479,404 | 311,634 |
| Clinton | 30,158,289 | 7,356,524 | 1,170,649 | 1,716,657 | 11,161,272 | 12,503 | 905,107 | 1,049,609 |
| Columbia | 30,623,850 | 4,398,707 | 797,033 | 1,832,673 | 18,371,161 | 29,337 | 403,434 | 301,626 |
| Cortland | 19,548,957 | 5,692,855 | 635,432 | 1,859,099 | 5,078,360 | 6,877 | 1,182,974 | 621,916 |
| Delaware | 20,826,487 | 4,402,011 | 1,256,373 | 814,574 | 9,404,793 | 173 | 513,138 | 344,736 |
| Dutchess | 104,890,971 | 21,329,602 | 4,109,846 | 8,649,398 | 49,161,035 | 129,921 | 5,379,683 | 1,311,793 |
| Erie | 500,283,906 | 121,006,096 | 47,612,020 | 31,425,875 | 152,849,514 | 200,846 | 45,272,723 | 10,557,060 |
| Essex | 16,674,490 | 3,194,711 | 817,237 | 1,021,816 | 7,718,625 | 24,784 | 706,231 | 263,783 |
| Franklin | 22,662,259 | 4,539,345 | 868,043 | 1,452,269 | 7,820,959 | (1,125) | 2,103,323 | 778,492 |
| Fulton | 31,724,486 | 5,157,221 | 1,660,170 | 1,120,062 | 15,589,946 | 10,759 | 838,157 | 1,566,054 |
| Genesee | 20,035,531 | 3,276,571 | 1,022,053 | 1,694,361 | 9,404,859 | 7,756 | 437,068 | 444,133 |
| Greene | 20,695,997 | 3,646,333 | 648,764 | 826,997 | 10,999,232 | 75,043 | 851,550 | 411,412 |
| Hamilton | 1,801,956 | 227,148 | 59,594 | 44,602 | 905,181 | 1,242 | 171,819 | 154,168 |
| Herkimer | 30,004,299 | 4,824,268 | 2,454,731 | 880,789 | 15,278,702 | 48,296 | 368,982 | 520,065 |
| Jefferson | 42,254,295 | 8,277,617 | 1,401,715 | 2,884,015 | 18,049,471 | 39,646 | 450,396 | 1,277,535 |
| Lewis | 12,009,366 | 2,396,272 | 410,844 | 913,891 | 5,795,050 | 18,683 | 80,847 | 129,333 |
| Livingston | 18,387,567 | 3,177,436 | 1,007,820 | 1,557,422 | 9,050,049 | 11,037 | 137,721 | 202,77 |
| Madison | 21,956,168 | 3,874,603 | 1,039,736 | 878,582 | 11,186,514 | (9,066) | 26 | 873,32 |
| Monroe | 377,570,822 | 83,839,415 | 32,633,744 | 24,883,740 | 121,666,096 | 409,703 | 3,750,861 | 38,382,996 |
| Montgomery | 30,164,513 | 5,595,694 | 1,910,322 | 730,783 | 15,244,164 | 5,967 | 347,015 | 903,023 |
| Nassau | 589,801,095 | 131,484,269 | 19,545,043 | 20,408,427 | 251,044,643 | 885,728 | 89,903,915 | 4,495,646 |
| Niagara | 89,445,176 | 20,659,010 | 7,338,501 | 4,930,587 | 34,247,412 | 75,080 | 6,696,228 | 1,682,992 |
| Oneida | 115,932,244 | 22,586,388 | 11,043,274 | 4,171,688 | 49,087,559 | 616,606 | 2,451,186 | 3,238,268 |
| Onondaga | 210,567,987 | 43,915,773 | 19,947,990 | 11,210,405 | 80,266,504 | 212,353 | 4,131,743 | 11,182,755 |
| Ontario | 30,017,465 | 5,117,916 | 1,801,043 | 971,412 | 14,711,527 | (10,955) | 779,529 | 1,045,437 |
| Orange | 133,395,251 | 37,814,386 | 6,867,651 | 7,629,462 | 45,736,481 | 242,929 | 8,872,799 | 814,798 |
| Orleans | 15,809,480 | 2,946,631 | 833,613 | 1,548,414 | 6,146,788 | 41,158 | 381,195 | 805,268 |
| Oswego | 41,541,069 | 10,392,120 | 2,549,464 | 2,609,995 | 14,240,978 | 8,830 | 889,089 | 1,273,061 |
| Otsego | 22,694,779 | 4,232,564 | 1,781,700 | 648,156 | 11,170,144 | 43,935 | 361,173 | 457,267 |
| Putnam | 25,417,795 | 5,074,883 | 1,298,744 | 1,681,511 | 12,732,509 | (23,934) | 1,102,430 | 552,678 |
| Rensselaer | 74,017,206 | 12,235,302 | 5,334,833 | 4,141,272 | 35,885,948 | 122,193 | 2,612,713 | 1,070,442 |
| Rockland | 132,714,643 | 27,542,539 | 12,423,729 | 2,847,481 | 60,285,711 | 72,913 | 10,199,313 | 1,640,223 |
| St. Lawrence | 44,434,885 | 10,031,218 | 3,605,492 | 1,581,578 | 15,553,568 | 25,585 | 1,779,814 | 1,166,715 |
| Saratoga | 56,039,661 | 10,925,649 | 1,767,868 | 3,743,702 | 28,175,014 | 73,240 | 1,283,602 | 1,081,074 |
| Schenectady | 79,711,324 | 13,670,586 | 4,921,475 | 6,241,342 | 35,848,543 | 33,559 | 4,500,455 | 3,185,625 |
| Schoharie | 12,317,156 | 2,700,483 | 871,216 | 815,983 | 4,987,112 | 15,189 | 387,460 | 261,066 |
| Schuyler | 9,296,793 | 1,642,091 | 505,957 | 574,667 | 4,743,669 | (11,322) | 1,924 | 88,119 |
| Seneca | 11,032,485 | 1,762,731 | 534,733 | 1,017,621 | 5,392,001 | 11,168 | 46,877 | 161,336 |
| Steuben | 38,241,037 | 8,935,126 | 2,259,388 | 1,381,545 | 16,490,201 | 7,916 | 279,997 | 832,283 |
| Suffolk | 575,532,057 | 125,093,626 | 25,976,372 | 38,268,448 | 235,518,647 | 747,105 | 49,963,371 | 8,789,741 |
| Sullivan | 45,676,086 | 10,767,424 | 1,859,948 | 3,647,685 | 18,581,673 | 82,689 | 2,913,064 | 620,329 |
| Tioga | 17,101,115 | 3,401,352 | 854,509 | 1,117,079 | 7,821,461 | 27,774 | 343,995 | 498,107 |
| Tompkins | 24,294,418 | 5,422,187 | 821,113 | 3,040,822 | 8,526,011 | 37,652 | 229,345 | 742,655 |
| Ulster | 82,594,212 | 18,755,170 | 3,662,632 | 5,626,990 | 30,889,421 | 72,430 | 9,720,879 | 649,748 |
| Warren | 22,446,367 | 4,176,140 | 895,715 | 1,403,544 | 10,092,819 | 25,881 | 505,705 | 575,639 |
| Washington | 24,099,901 | 4,636,068 | 1,198,552 | 1,217,113 | 11,602,063 | 75,536 | 439,558 | 494,659 |
| Wayne | 28,745,706 | 5,563,618 | 2,666,691 | 1,405,433 | 12,871,262 | (2,957) | 323,228 | 628,429 |
| Westchester | 574,705,859 | 137,759,533 | 45,945,855 | 27,084,580 | 211,477,812 | 568,269 | 76,812,409 | 6,662,336 |
| Wyoming | 12,684,189 | 2,698,797 | 718,325 | 530,050 | 6,408,224 | (1,191) | 181,440 | 164,977 |
| Yates | 8,534,887 | 1,875,288 | 806,088 | 394,337 | 3,700,518 | (3,287) | 69,145 | 108,77 |

Table E (Part II)
 MEDICAL ASSISTANCE
 Medical Assistance expenditures by major types of care
 1992 SUMMARY

| Drugs and Sickroom Supplies | Physicians | Dental | Transportation | Lab. and X-Ray | Family Planning | All Other | Social Services District |
|-----------------------------|---------------|---------------|----------------|----------------|-----------------|---------------|--------------------------|
| \$772,091,322 | \$282,719,489 | \$116,199,179 | \$191,283,787 | \$45,149,254 | \$64,714,785 | \$617,116,048 | New York State |
| 484,899,318 | 182,943,941 | 86,125,601 | 104,002,305 | 28,020,908 | 38,605,237 | 351,700,120 | New York City |
| 287,192,004 | 99,775,548 | 30,073,578 | 87,281,482 | 17,128,346 | 26,109,548 | 265,415,928 | Rest of State |
| 7,181,804 | 2,412,761 | 487,630 | 2,335,448 | 398,865 | 828,736 | 8,682,583 | Albany |
| 2,157,577 | 808,392 | 151,135 | 418,557 | 143,224 | 177,663 | 1,021,781 | Allegany |
| 6,392,373 | 2,746,340 | 635,339 | 889,990 | 424,594 | 491,004 | 3,364,133 | Broome |
| 3,025,174 | 1,530,063 | 311,347 | 788,064 | 248,707 | 214,990 | 1,502,275 | Cattaraugus |
| 2,396,296 | 1,311,694 | 375,449 | 278,924 | 221,069 | 232,672 | 1,329,674 | Cayuga |
| 5,013,351 | 2,123,057 | 586,938 | 1,191,473 | 363,843 | 351,176 | 3,158,024 | Chautauqua |
| 4,027,477 | 1,652,783 | 351,203 | 242,085 | 336,244 | 565,171 | 2,253,751 | Chemung |
| 1,631,439 | 780,017 | 100,720 | 441,107 | 106,754 | 307,098 | 818,279 | Chenango |
| 3,173,974 | 1,449,575 | 263,375 | 372,205 | 200,802 | 226,204 | 1,099,833 | Clinton |
| 1,449,811 | 647,873 | 82,189 | 432,693 | 101,742 | 93,195 | 1,682,376 | Columbia |
| 1,603,198 | 741,442 | 158,564 | 436,275 | 112,105 | 325,865 | 1,093,995 | Cortland |
| 1,460,594 | 598,063 | 147,232 | 292,616 | 75,673 | 104,441 | 1,412,070 | Delaware |
| 4,737,712 | 1,892,922 | 451,697 | 1,849,366 | 256,077 | 738,248 | 4,893,671 | Dutchess |
| 36,258,355 | 10,176,622 | 4,048,506 | 8,464,813 | 2,409,921 | 2,750,816 | 27,250,739 | Erie |
| 1,510,222 | 573,259 | 129,919 | 126,380 | 73,677 | 91,667 | 422,179 | Essex |
| 2,193,181 | 931,966 | 129,612 | 360,792 | 118,428 | 107,114 | 1,259,860 | Franklin |
| 2,344,360 | 900,775 | 211,479 | 464,282 | 107,842 | 147,721 | 1,605,658 | Fulton |
| 1,356,565 | 598,226 | 134,960 | 192,636 | 89,220 | 120,291 | 1,256,832 | Genesee |
| 1,222,492 | 556,308 | 108,154 | 263,964 | 89,213 | 112,455 | 884,080 | Greene |
| 135,278 | 39,058 | 8,332 | 4,197 | 6,676 | 7,005 | 37,656 | Hamilton |
| 2,256,888 | 818,418 | 201,030 | 443,461 | 114,065 | 430,249 | 1,364,355 | Herkimer |
| 3,765,032 | 1,865,878 | 296,920 | 558,646 | 310,386 | 910,495 | 2,166,543 | Jefferson |
| 988,766 | 382,849 | 80,423 | 212,548 | 75,046 | 64,346 | 460,468 | Lewis |
| 1,373,149 | 531,473 | 110,555 | 176,143 | 90,029 | 195,612 | 766,339 | Livingston |
| 1,578,420 | 812,517 | 125,508 | 279,793 | 112,070 | 135,811 | 1,068,328 | Madison |
| 20,124,039 | 4,423,487 | 849,711 | 8,693,927 | 1,482,252 | 2,447,821 | 33,983,030 | Monroe |
| 2,021,695 | 865,820 | 162,986 | 579,517 | 98,086 | 214,063 | 1,485,378 | Montgomery |
| 21,786,016 | 4,194,855 | 2,223,235 | 10,818,272 | 567,493 | 1,185,660 | 31,257,893 | Nassau |
| 6,866,159 | 2,608,638 | 857,402 | 1,457,824 | 527,067 | 565,309 | 932,967 | Niagara |
| 9,183,871 | 3,353,249 | 1,059,297 | 1,998,602 | 561,301 | 1,421,750 | 5,159,205 | Oneida |
| 11,893,329 | 4,836,300 | 950,136 | 3,923,399 | 1,025,727 | 1,931,891 | 15,139,682 | Onondaga |
| 2,017,486 | 934,617 | 234,079 | 662,513 | 142,384 | 207,323 | 1,403,154 | Ontario |
| 7,914,114 | 3,555,802 | 1,463,720 | 3,455,767 | 597,104 | 510,391 | 7,919,847 | Orange |
| 1,256,175 | 522,716 | 80,803 | 135,072 | 109,657 | 118,614 | 883,376 | Orleans |
| 3,533,084 | 1,628,901 | 390,465 | 1,139,977 | 231,588 | 444,197 | 2,209,320 | Oswego |
| 1,554,653 | 578,864 | 169,959 | 358,795 | 64,754 | 103,669 | 1,169,146 | Otsego |
| 977,631 | 285,019 | 35,398 | 584,773 | 65,305 | 38,462 | 1,012,386 | Putnam |
| 4,079,989 | 1,364,457 | 368,906 | 1,220,617 | 210,804 | 405,618 | 4,964,112 | Rensselaer |
| 6,010,418 | 2,801,829 | 974,105 | 1,236,684 | 337,528 | 212,992 | 6,129,178 | Rockland |
| 4,699,349 | 2,125,229 | 520,447 | 502,449 | 282,850 | 300,976 | 2,259,615 | St. Lawrence |
| 3,761,004 | 1,359,471 | 270,802 | 562,225 | 219,902 | 224,587 | 2,591,521 | Saratoga |
| 4,530,723 | 1,344,364 | 143,071 | 880,502 | 171,951 | 364,776 | 3,874,352 | Schenectady |
| 1,016,335 | 292,005 | 86,106 | 162,156 | 57,721 | 121,004 | 543,320 | Schoharie |
| 740,543 | 308,580 | 76,202 | 141,996 | 46,356 | 68,220 | 369,791 | Schuyler |
| 759,054 | 336,398 | 86,593 | 236,388 | 45,364 | 83,366 | 558,855 | Seneca |
| 3,404,582 | 1,556,262 | 396,066 | 396,778 | 230,853 | 399,422 | 1,670,618 | Stauben |
| 28,702,886 | 9,087,066 | 4,220,560 | 12,996,567 | 1,174,158 | 1,541,876 | 33,451,634 | Suffolk |
| 2,776,866 | 1,021,435 | 311,713 | 909,225 | 146,590 | 149,548 | 1,887,897 | Sullivan |
| 1,305,385 | 537,687 | 139,353 | 282,124 | 79,133 | 96,004 | 597,152 | Tioga |
| 1,824,318 | 1,114,583 | 192,102 | 385,114 | 126,326 | 386,861 | 1,445,329 | Tompkins |
| 4,397,320 | 1,536,136 | 385,818 | 839,852 | 274,653 | 401,756 | 5,381,407 | Ulster |
| 1,930,955 | 547,621 | 101,870 | 119,799 | 90,951 | 122,744 | 1,856,984 | Warren |
| 1,684,790 | 425,232 | 203,175 | 336,398 | 93,860 | 141,673 | 1,551,224 | Washington |
| 2,360,269 | 674,785 | 230,629 | 355,858 | 133,720 | 216,134 | 1,318,607 | Wayne |
| 23,256,281 | 8,041,149 | 3,018,888 | 10,179,751 | 1,217,970 | 1,825,264 | 20,855,762 | Westchester |
| 846,086 | 373,022 | 92,126 | 136,583 | 63,873 | 69,600 | 402,281 | Wyoming |
| 743,111 | 257,638 | 89,639 | 75,520 | 64,793 | 57,932 | 295,423 | Yates |

Table F
SUPPLEMENTAL SECURITY INCOME
 Monthly average number of recipients, total annual program expenditures and
 federal and state shares, by social services district
 1992 SUMMARY

| Social Services District | Recipients | Expenditures | | |
|--------------------------|------------|-----------------|-----------------|---------------|
| | | Total | Federal | State |
| New York State* | 466,705 | \$2,012,383,429 | \$1,563,103,380 | \$449,280,049 |
| New York City | 283,814 | 1,278,750,866 | 1,031,732,142 | 247,018,724 |
| Rest of State | 171,778 | 703,186,689 | 515,291,525 | 187,895,164 |
| Albany | 4,519 | 18,851,361 | 13,433,585 | 5,417,776 |
| Allegany | 1,093 | 4,478,543 | 3,439,081 | 1,039,462 |
| Broome | 3,614 | 13,974,055 | 10,353,702 | 3,620,353 |
| Cattaraugus | 1,743 | 6,827,194 | 5,126,811 | 1,700,383 |
| Cayuga | 1,359 | 5,504,726 | 3,752,630 | 1,752,096 |
| Chautauque | 3,167 | 13,096,069 | 9,839,354 | 3,256,715 |
| Chemung | 2,157 | 8,932,674 | 6,835,349 | 2,097,325 |
| Chenango | 922 | 3,346,278 | 2,530,865 | 815,413 |
| Clinton | 1,888 | 7,440,486 | 5,684,190 | 1,756,296 |
| Columbia | 1,240 | 5,080,048 | 3,526,295 | 1,553,753 |
| Cortland | 986 | 3,973,811 | 2,872,671 | 1,101,140 |
| Delaware | 1,059 | 4,038,278 | 2,899,488 | 1,138,790 |
| Dutchess | 3,384 | 13,775,971 | 8,997,114 | 4,778,857 |
| Erie | 20,129 | 85,781,985 | 66,073,088 | 19,708,897 |
| Essex | 756 | 2,817,369 | 1,918,019 | 899,350 |
| Franklin | 1,330 | 4,835,981 | 3,515,266 | 1,320,715 |
| Fulton | 1,323 | 4,816,374 | 3,367,895 | 1,448,479 |
| Genesee | 839 | 3,133,628 | 2,287,731 | 845,897 |
| Greene | 815 | 3,042,726 | 2,227,775 | 814,951 |
| Hamilton | 73 | 223,152 | 174,514 | 48,638 |
| Herkimer | 1,321 | 5,030,939 | 3,716,305 | 1,314,634 |
| Jefferson | 2,291 | 9,108,179 | 6,800,593 | 2,307,586 |
| Lewis | 560 | 2,236,462 | 1,594,375 | 642,087 |
| Livingston | 766 | 2,875,328 | 2,184,024 | 691,304 |
| Madison | 986 | 3,706,537 | 2,669,191 | 1,037,346 |
| Monroe | 12,787 | 54,935,566 | 40,760,899 | 14,174,667 |
| Montgomery | 1,188 | 4,372,685 | 3,139,051 | 1,233,634 |
| Nassau | 13,844 | 56,444,708 | 40,273,279 | 16,171,429 |
| Niagara | 3,619 | 14,633,061 | 10,465,060 | 4,168,001 |
| Oneida | 5,857 | 24,022,904 | 18,141,608 | 5,881,296 |
| Onondaga | 7,966 | 32,825,217 | 25,341,704 | 7,483,513 |
| Ontario | 1,151 | 4,448,736 | 3,272,712 | 1,176,024 |
| Orange | 4,536 | 17,997,170 | 13,661,674 | 4,335,496 |
| Orleans | 716 | 2,749,181 | 2,119,528 | 629,653 |
| Oswego | 1,975 | 7,794,159 | 5,897,934 | 1,896,225 |
| Otsego | 1,148 | 4,329,560 | 2,987,941 | 1,341,619 |
| Putnam | 544 | 2,232,969 | 1,445,933 | 787,036 |
| Rensselaer | 2,420 | 9,778,223 | 7,065,243 | 2,712,980 |
| Rockland | 3,807 | 16,407,423 | 10,736,827 | 5,670,596 |
| St. Lawrence | 2,919 | 11,714,363 | 9,253,673 | 2,460,690 |
| Saratoga | 1,856 | 6,893,845 | 5,049,687 | 1,844,158 |
| Schenectady | 2,619 | 10,482,147 | 7,730,624 | 2,751,523 |
| Schoharie | 605 | 2,335,744 | 1,525,103 | 810,641 |
| Schuyler | 361 | 1,375,078 | 903,083 | 471,995 |
| Seneca | 481 | 1,886,748 | 1,287,835 | 598,913 |
| Steuben | 2,166 | 8,630,841 | 6,559,548 | 2,071,293 |
| Suffolk | 17,134 | 74,546,982 | 52,220,458 | 22,326,524 |
| Sullivan | 2,158 | 9,397,943 | 5,975,237 | 3,422,706 |
| Tioga | 696 | 2,748,006 | 2,167,527 | 580,479 |
| Tompkins | 1,152 | 4,715,171 | 3,439,892 | 1,275,279 |
| Ulster | 3,144 | 12,955,670 | 9,484,569 | 3,471,101 |
| Warren | 1,126 | 3,984,474 | 3,008,733 | 975,741 |
| Washington | 1,092 | 4,193,137 | 3,074,476 | 1,118,661 |
| Wayne | 1,490 | 5,599,513 | 4,114,201 | 1,485,312 |
| Westchester | 12,029 | 48,759,495 | 36,105,011 | 12,654,484 |
| Wyoming | 515 | 1,783,939 | 1,334,192 | 449,747 |
| Yates | 357 | 1,283,877 | 928,372 | 355,505 |
| Mental Hygiene | 11,113 | 30,445,874 | 16,079,713 | 14,366,161 |

* Only NYS includes Mental Hygiene

Table G1

SUPPLEMENTAL SECURITY INCOME

Monthly average number of SSI recipients
by living arrangement and location

1992 SUMMARY

| Living Arrangement | New York State | New York City | Rest of State | Mental Hygiene |
|--------------------------------|----------------|---------------|---------------|----------------|
| Living Alone | 244,081 | 160,337 | 83,717 | 27 |
| Living with Others | 141,691 | 88,138 | 53,530 | 23 |
| Living in Household of Another | 31,199 | 19,614 | 11,580 | 5 |
| Congregate Care Level I | 6,805 | 783 | 796 | 5,226 |
| Congregate Care Level II | 30,869 | 11,439 | 19,417 | 13 |
| Congregate Care Level III | 697 | 239 | 458 | 0 |
| Title XIX Institution | 18,926 | 7,428 | 5,578 | 5,920 |
| Total | 474,268 | 287,978 | 175,076 | 11,214 |
| Adjustments * | (7,563) | | | |
| Adjusted Total | 466,705 | | | |

Table G2

SUPPLEMENTAL SECURITY INCOME

Monthly average number of SSI recipients
by living arrangement and category of assistance

1992 SUMMARY

| Living Arrangement | Total | Category of Assistance | | |
|--------------------------------|---------|------------------------|-------|----------|
| | | Aged | Blind | Disabled |
| Living Alone | 244,081 | 88,598 | 2,054 | 153,429 |
| Living with Others | 141,691 | 16,990 | 1,445 | 123,256 |
| Living in Household of Another | 31,198 | 12,954 | 272 | 17,972 |
| Congregate Care Level I | 6,806 | 828 | 39 | 5,939 |
| Congregate Care Level II | 30,869 | 6,928 | 157 | 23,784 |
| Congregate Care Level III | 696 | 2 | 3 | 691 |
| Title XIX Institution | 18,926 | 4,848 | 128 | 13,950 |
| Total | 474,267 | 131,148 | 4,098 | 339,021 |
| Adjustments * | (7,562) | | | |
| Adjusted Total | 466,705 | | | |

* Adjustments represent the net change in caseload made during the month but effective in prior periods.

Table H
EMERGENCY PROGRAMS
Monthly average number of cases and recipients receiving assistance and
annual expenditures in the EAF and EAA programs, by social service district
1992 SUMMARY

| Social Services District | Emergency Assistance to Families | | | Emergency Assistance to Adults | |
|--------------------------|----------------------------------|------------|---------------|--------------------------------|--------------|
| | Monthly Average | | Annual | Monthly Average | Annual |
| | Families | Recipients | Expenditures | Cases/Recipients | Expenditures |
| New York State | 14,249 | 45,553 | \$101,042,320 | 1,737 | \$6,642,203 |
| New York City | 12,025 * | 38,470 * | 85,134,873 | 569 * | 2,181,302 |
| Rest of State | 2,224 | 7,083 | 15,907,447 | 1,168 | 4,460,901 |
| Albany | 37 | 113 | 231,034 | 52 | 236,965 |
| Allegany | 8 | 28 | 58,185 | 8 | 35,591 |
| Broome | 18 | 55 | 144,998 | 8 | 27,624 |
| Cattaraugus | 13 | 47 | 47,162 | 5 | 10,815 |
| Cayuga | 7 | 26 | 30,719 | 1 | 1,337 |
| Chautauqua | 16 | 58 | 55,190 | 6 | 20,589 |
| Chemung | 23 | 78 | 141,388 | 6 | 33,830 |
| Chenango | 2 | 8 | 20,827 | 0 | 387 |
| Clinton | 10 | 32 | 32,099 | 4 | 13,976 |
| Columbia | 6 | 18 | 29,660 | 3 | 6,019 |
| Cortland | 11 | 40 | 64,083 | 2 | 5,146 |
| Delaware | 13 | 47 | 53,336 | 4 | 10,288 |
| Dutchess | 32 | 96 | 211,649 | 9 | 55,841 |
| Erie | 74 | 240 | 743,326 | 162 | 558,951 |
| Essex | 4 | 13 | 10,481 | 2 | 8,503 |
| Franklin | 11 | 28 | 31,760 | 2 | 4,233 |
| Fulton | 11 | 28 | 131,249 | 2 | 4,680 |
| Genesee | 6 | 23 | 35,003 | 0 | 623 |
| Greene | 16 | 52 | 87,711 | 4 | 17,061 |
| Hamilton | 1 | 3 | 3,005 | 0 | 226 |
| Herkimer | 4 | 16 | 20,377 | 1 | 1,015 |
| Jefferson | 15 | 46 | 74,926 | 9 | 29,921 |
| Lewis | 3 | 14 | 11,507 | 1 | 492 |
| Livingston | 29 | 81 | 188,010 | 5 | 22,198 |
| Madison | 8 | 31 | 42,391 | 1 | 2,159 |
| Monroe | 78 | 254 | 479,831 | 181 | 555,448 |
| Montgomery | 13 | 48 | 58,907 | 4 | 13,501 |
| Nassau | 67 | 211 | 624,201 | 59 | 290,470 |
| Niagara | 24 | 81 | 117,469 | 10 | 41,679 |
| Oneida | 71 | 251 | 313,962 | 23 | 50,515 |
| Onondaga | 136 | 428 | 1,096,324 | 145 | 415,133 |
| Ontario | 20 | 51 | 130,467 | 4 | 18,072 |
| Orange | 26 | 85 | 192,617 | 29 | 143,918 |
| Orleans | 7 | 28 | 28,707 | 2 | 2,855 |
| Oswego | 16 | 56 | 64,272 | 3 | 9,445 |
| Otsego | 7 | 25 | 52,448 | 3 | 15,446 |
| Putnam | 4 | 14 | 43,103 | 3 | 28,753 |
| Rensselaer | 8 | 33 | 42,471 | 16 | 65,871 |
| Rockland | 22 | 56 | 521,147 | 15 | 51,437 |
| St. Lawrence | 14 | 52 | 59,412 | 7 | 30,373 |
| Saratoga | 30 | 103 | 159,771 | 4 | 12,855 |
| Schenectady | 16 | 51 | 138,271 | 13 | 55,718 |
| Schoharie | 16 | 56 | 81,968 | 3 | 14,414 |
| Schuyler | 4 | 10 | 21,705 | 0 | 671 |
| Seneca | 2 | 8 | 12,891 | 0 | 467 |
| Steuben | 23 | 65 | 206,320 | 2 | 5,956 |
| Suffolk | 294 | 1,012 | 3,243,554 | 221 | 832,992 |
| Sullivan | 6 | 20 | 32,721 | 3 | 10,423 |
| Tioga | 4 | 15 | 19,688 | 1 | 2,594 |
| Tompkins | 26 | 77 | 182,609 | 18 | 123,953 |
| Ulster | 9 | 30 | 58,236 | 9 | 26,536 |
| Warren | 7 | 21 | 52,926 | 2 | 4,887 |
| Washington | 16 | 51 | 80,596 | 3 | 11,004 |
| Wayne | 6 | 20 | 18,310 | 1 | 6,094 |
| Westchester | 867 | 2,625 | 5,243,571 | 82 | 487,332 |
| Wyoming | 2 | 6 | 9,642 | 1 | 2,751 |
| Yates | 5 | 19 | 19,254 | 4 | 20,868 |

* Data partially estimated