



FAMILY INDEPENDENCE ADMINISTRATION

Seth W. Diamond, Executive Deputy Commissioner



James K. Whelan, Deputy Commissioner
Policy, Procedures, and Training

Lisa C. Fitzpatrick, Assistant Deputy Commissioner
Office of Procedures

POLICY DIRECTIVE #08-36-ELI

(This Policy Directive Replaces PD #07-34-OPE and PB #07-118-OPE)

OCTOBER 2008 CHANGES IN FOOD STAMP STANDARDS AND SCHEDULES OF FOOD STAMP ISSUANCE

Date: September 26, 2008	Subtopic(s): Food Stamps
------------------------------------	------------------------------------

AUDIENCE The instructions in this policy directive are for all Job Center and Non Cash Assistance Food Stamp (NCA FS) Center staff.

POLICY The United States Department of Agriculture (USDA) has released its cost-of-living adjustments for the Food Stamp (FS) program, which will become effective October 1, 2008. These adjustments will affect the following standards:

- FS standard deduction
- Excess shelter maximum and standard deduction amounts
- Income limits for the 130% Gross Income Test, the 165% Gross Income Test and the 200% Gross Income Test
- Net income eligibility levels
- Thrifty Food Plan (TFP) FS benefit amounts

OVERVIEW OF CHANGES The current standard deduction for one to three person households will increase to \$144, to \$147 for a household of four persons, to \$172 for a household of five persons, and to \$197 for a household of six or more persons.

The dependent care deduction caps of \$200 per month for each child under the age of two and \$175 per month for all other dependents have been eliminated.

The minimum allotment for one- and two-person households has increased to \$14.

HAVE QUESTIONS ABOUT THIS PROCEDURE?
Call 718-557-1313 then press 3 at the prompt followed by 1 or
send an e-mail to *FIA Call Center*

The following chart represents the standard deduction amounts that will be used in all budgets with an effective date of 10/A/08 or later.

FS Standard deduction	<u>Household Size</u>	<u>Standard Deduction</u>
	1	\$144
	2	\$144
	3	\$144
	4	\$147
	5	\$172
	6+	\$197

Shelter deductions/exclusions

The changes in the shelter deductions/exclusions are as follows:

- The maximum excess shelter deduction will increase to \$446
- The boarder/lodger exclusion will increase to \$176 for one person and to \$323 for two people

Homeless shelter deduction and SUA standards are unchanged.

Current FS amounts for combined heat/utility/phone Standard Utility Allowance (SUA) (\$577), combined utility/phone (\$256), phone (\$33) and the homeless shelter deduction (\$143) will remain the same.

Expansion of HEAP eligible shelter type codes.

FS households with shelter type codes **02, 11, 15, 16, 17, 24, 27, 28, 29, 30, 31, 32, 38, 40, 42, 43, 44, 96, and 97** that were previously ineligible for a Home Energy Assistance Program (HEAP) grant will become HEAP eligible and will be issued a \$1 HEAP grant if they incur a shelter expense. The issuance of a HEAP grant to these households will qualify the household for a combined heat/utility/phone SUA.

See the [Worker's Guide to Codes](#) page 2.1-1 and the [NPA Food Stamp Desk Guide to Codes](#) page 31 for a list of shelter type codes.

Workers are reminded that FS households that use public phones, phone cards or cell phones are entitled to receive the phone deduction. Therefore, almost all FS households that are not eligible for the combined SUA can receive the phone deduction.

Dependent care deduction cap has been eliminated.

The previous cap on the dependent care deduction has been eliminated. Therefore, the entire amount of the households dependent care expenses are to be budgeted when calculating eligibility and benefit levels.

The figures below are for households of up to eight individuals. Add \$390 for each additional person.

130% Gross
Income Test

130% Income Limits Beginning October 2008

<u>Household Size</u>	<u>Monthly Household Income</u>
1	\$1,127
2	\$1,517
3	\$1,907
4	\$2,297
5	\$2,687
6	\$3,077
7	\$3,467
8	\$3,857

Elderly (60 years of age or older) or disabled household members (and their spouses) who are incapable of buying food or preparing meals due to a disability may apply as a separate food unit if the income of the others with whom the individual resides (excluding the income of the elderly or disabled individual and spouse) do not exceed the 165% limit.

The figures below are for households of up to eight individuals. Add \$495 for each additional person.

165% Gross Income
Test (aged/disabled)

165% Income Limits Beginning October 2008

<u>Household Size</u>	<u>Monthly Household Income</u>
1	\$1,430
2	\$1,925
3	\$2,420
4	\$2,915
5	\$3,410
6	\$3,905
7	\$4,400
8	\$4,895

FS households containing an aged or disabled individual that pass the 200% gross income test and do not contain a FS-sanctioned or an Intentional Program Violation (IPV) member are categorically eligible for FS benefits.

The figures below are for households of up to eight individuals. Add \$600 for each additional person.

200% Gross Income
Test (aged/disabled)

200% Income Limits Beginning October 2008

<u>Household Size</u>	<u>Monthly Household Income</u>
1	\$1,733
2	\$2,333
3	\$2,933
4	\$3,533
5	\$4,133
6	\$4,733
7	\$5,333
8	\$5,933

The figures below are for households of up to eight individuals. Add \$300 for each additional person.

Net Income
Eligibility Levels

Net Income Eligibility Levels Beginning October 2008

<u>Household Size</u>	<u>Monthly Household Income</u>
1	\$ 867
2	\$1,167
3	\$1,467
4	\$1,767
5	\$2,067
6	\$2,367
7	\$2,667
8	\$2,967

TFP changes increase FS benefit amounts.

The standard for maximum FS benefits (known as the TFP) has increased. These changes may increase the participant’s amount of FS and will go into effect October 2008.

Thrifty Food Plan (TFP)

Household Size	1	2	3	4	5	6	7	8
Maximum FS Allowance	\$176	\$323	\$463	\$588	\$698	\$838	\$926	\$1,058
Increase in Max FS Allowance	\$14	\$25	\$37	\$46	\$55	\$66	\$73	\$83

The TFP figures are for a household of up to eight individuals. Add \$132 to the maximum FS allowance and add \$10 to the increase in the maximum FS allowance for each additional person.

Increase in the minimum allotment

The minimum allotment for one- and two-person households has increased to \$14.

See [PB #04-105-ELI](#) for NYSNIP information.

The standardized benefit amounts effective October 1, 2008 for the New York State Nutrition Improvement Project (NYSNIP) by shelter types are as follows:

	<u>SSI Only</u>	<u>SSI and other income</u>
Shelter Type Code 94	\$176	\$176
Shelter Type Code 95	\$122	\$115
Shelter Type Code 96	\$176	\$176
Shelter Type Code 97	\$122	\$115
Shelter Type Code 98	\$36	\$32

Updated forms

The forms listed below have been revised to reflect the FS changes:

- Monthly Food Stamp Budget Worksheet (NCA) (**W-122A**)
- Monthly Food Stamp Budget Worksheet – NCA (SSI/Aged/Disabled) (**W-122AA**)
- Monthly Food Stamp Budget Worksheet (CA) (**W-122D**)
- Food Stamp Budget Worksheet (CA – SSI/Aged/Disabled) (**W-122DD**)
- Schedule of Food Stamp Issuance (Households of One to Ten Persons) (**W-129F**)
- Schedule of Food Stamp Issuance (Households of Eleven to Twenty Persons) (**W-129FF**)
- Food Stamp Income Guidelines (**W-138Q**)
- Food Stamp Income Eligibility Guidelines Desk Guide (**W-204G**)

State Mass Notice	In addition to the changes herein described, the State is sending the Notice of Intent to Change Food Stamps (see Attachment A) to all FS households regarding the October 2008 changes. The notice also includes the updated gross monthly income standards (130% of poverty level) for households subject to six-month reporting rules.
System changes	The Welfare Management System (WMS) has been programmed to reflect the new FS changes. Most cases were rebudgeted centrally through mass rebudgeting on September 21, 2008. Cases that have been rebudgeted have a 10/A/08 budget effective date.
Mass rebudgeting of <u>active</u> cases to reflect changes	As part of the mass rebudgeting process, all stored budgets that are affected by these changes have also been rebudgeted effective 10/A/08. A list of the cases that could not be included in the mass rebudgeting action will be forwarded from the Office of Temporary and Disability Assistance (OTDA) to Regional Managers. Regional Managers will then forward the list to the appropriate locations for rebudgeting.

REQUIRED ACTION

Participants

Resolving list of cases that were not mass rebudgeted

When the list of cases that require rebudgeting to reflect the new FS standards is received at the Job Center/NCA FS Center, the Center Director/FS Center Manager or Designee must ensure that:

- any outstanding actions that prevent the calculation and/or processing of a new budget are resolved immediately,
- these cases are rebudgeted according to the new standards outlined in this directive, and
- supplemental benefits, if necessary, are issued retroactive to 10/A/08.

Applicants

When calculating a budget after September 21, 2008, the Worker must

- calculate a scratchpad budget to determine the FS benefit amount for September 2008 or any prior months,
- place a copy of the scratchpad budget in the case record, and
- calculate and save the regular budget for 10/A/08 to issue future benefits.

Preparing manual budgets

Workers are reminded to use the revised **W-122A**, **W-122AA**, **W-122D** and **W-122DD** when preparing manual FS and bottom-line budgets.

Note: The household must contain at least one SSI/Aged/Disabled household member to use forms **W-122AA** and **W-122DD**.

To manually determine a household’s monthly FS allotment:

- calculate the household’s net monthly income using the Monthly Food Stamp Budget Worksheet (NCA) form (**W-122A**), Monthly Food Stamp Budget Worksheet – NCA (SSI/Aged/Disabled) form (**W-122AA**), Monthly Food Stamp Budget Worksheet (CA) form (**W-122D**), or Food Stamp Budget Worksheet (CA – SSI/Aged/Disabled) form (**W-122DD**) as appropriate.
- find the monthly FS allotment by referencing the **W-129F** or **W-129FF** forms to locate the appropriate income in the “Monthly Net Income” column and reading across to the appropriate household size.

If the computation results in \$1, \$3 or \$5, round up the amount to \$2, \$4 or \$6, respectively. Do not round up amounts over \$5.

All one- and two-person households shall receive a minimum monthly allotment of \$14.


PROGRAM IMPLICATIONS

Model Office Implications

There are no Model Office implications associated with the October 2008 FS changes.

Paperless Office System (POS) Implications

Workers at POS Centers will:

- enter a comment for all actions performed on a case by clicking on the Case Comments icon  or pressing <ALT>M on the keyboard
- scan all non POS-generated forms and notices that are signed by the individual into the electronic case record, except domestic violence-related documents.

Note: In the POS Expedited Food Stamp (EFS) activity, the **Grant Data Entry** window will be updated to reflect the revised FS coupon amounts, effective October 2008.

Cash Assistance Implications There are no Cash Assistance (CA) implications associated with the October 2008 FS changes.

Medicaid Implications There are no Medicaid implications associated with the October 2008 FS changes.

LIMITED ENGLISH SPEAKING ABILITY (LESA) AND HEARING IMPAIRED IMPLICATIONS For Limited English Speaking Ability (LESA) and hearing-impaired applicants/participants, make sure to obtain appropriate interpreter services in accordance with [PD #08-18-OPE](#) and [PD #08-20-OPE](#).

FAIR HEARING IMPLICATIONS

Avoidance/Resolution Ensure that all case actions are processed in accordance with current procedures and that electronic case files are kept up to date. Remember that applicants/participants must receive either adequate or timely and adequate notification of all actions taken on their case.

Conferences at Job Centers An applicant/participant can request and receive a conference with a Fair Hearing and Conference (FH&C) AJOS/Supervisor I at any time. If an applicant/participant comes to the Job Center requesting a conference, the Receptionist must alert the FH&C Unit that the applicant/participant is waiting to be seen. In Model Offices, the Receptionist at Main Reception will issue an FH&C ticket to the applicant/participant to route him/her to the FH&C Unit and does not need to verbally alert the FH&C Unit staff.

The FH&C AJOS/Supervisor I will listen to and evaluate any material presented by the applicant/participant, review the case file and explain the reason for the Agency’s action(s) to the applicant/participant.

After reviewing the documentation and case record and discussing the issue with the JOS/Worker responsible for the case and/or the JOS/Worker’s Supervisor, the FH&C AJOS/Supervisor I will attempt to resolve the issue through an explanation of the October 2008 FS changes. The FH&C AJOS/Supervisor I is responsible for ensuring that further appeal by the applicant/participant through a Fair Hearing request is properly controlled and that appropriate follow-up action is taken in all phases of the Fair Hearing process.

Conferences at Food Stamp Centers If an applicant/participant comes to the FS Center requesting a conference, the Receptionist must alert the FS Center Manager's Designee that the applicant/participant is to be seen. If the applicant/participant contacts the Worker directly, advise the applicant/participant to call the Designee.

The Designee will listen to and evaluate the applicant's/participant's complaint regarding the FS case.


After reviewing the document and case record and discussing the issue with the Group Supervisor/Eligibility Specialist, the Site Manager's Designee will attempt to resolve the issue through an explanation of the October 2008 FS changes. The Designee is responsible for ensuring that further appeal by the applicant/participant through a Fair Hearing request is properly controlled and that appropriate follow-up action is taken in all phases of the Fair Hearing process.

Evidence Packets For Fair Hearing purposes, all complete and relevant evidence packets must include a copy of the State-issued mass rebudgeting notice.

REFERENCES

[18 NYCRR 387.10](#), [387.12](#) and [387.15](#)
[ABEL Transmittal 08-2](#)
[GIS 08TA/DC019](#)

ATTACHMENTS

 Please use Print on Demand to obtain copies of forms.

- Attachment A** OTDA Notice of Intent to Change Food Stamps (October '08/NYC)
- W-122A** Monthly Food Stamp Budget Worksheet (NCA) (Rev. 9/26/08)
- W-122A (S)** Monthly Food Stamp Budget Worksheet (NCA) (Spanish) (Rev. 9/26/08)
- W-122AA** Monthly Food Stamp Budget Worksheet – NCA (SSI/Aged/Disabled) (Rev. 9/26/08)
- W-122AA (S)** Monthly Food Stamp Budget Worksheet – NCA (SSI/Aged/Disabled) (Spanish) (Rev. 9/26/08)
- W-122D** Monthly Food Stamp Budget Worksheet (CA) (Rev. 9/26/08)
- W-122D (S)** Monthly Food Stamp Budget Worksheet (CA) (Spanish) (Rev. 9/26/08)
- W-122DD** Food Stamp Budget Worksheet (CA – SSI/Aged/Disabled) (Rev. 9/26/08)

- W-122DD (S)** Food Stamp Budget Worksheet
(CA – SSI/Aged/Disabled) (Spanish) (Rev. 9/26/08)
- W-129F** Schedule of Food Stamp Issuance (Households of
One to Ten Persons) (Rev. 9/26/08)
- W-129FF** Schedule of Food Stamp Issuance (Households of
Eleven to Twenty Persons) (Rev. 9/26/08)
- W-138Q** Food Stamp Income Guidelines (Rev. 9/26/08)
- W-138Q (S)** Food Stamp Income Guidelines (Spanish)
(Rev. 9/26/08)
- W-204G** Food Stamp Income Eligibility Guidelines Desk
Guide (Rev. 9/26/08)



**NOTICE OF INTENT TO CHANGE FOOD STAMPS
OCTOBER '08/NYC**

Case Number:
Loc. Off./Unit/Worker:

General Telephone No. for
Questions or Help:

Dear Food Stamp Recipient:

There will be changes to some items used to figure the amount of food stamps a household gets. These changes are due to changes in Federal law and changes in New York State policies.

The standard of Maximum Food Stamp Benefits (known as the Thrifty Food Plan or "TFP") has increased. These changes **may increase** the amount of food stamps you get. The changes will take place beginning with your October 2008 Food Stamp benefits.

Look at Chart # 1 below. The dollar amount shown under your household size is the largest increase you could get in your monthly food stamps based on the Maximum Food Stamp Benefit change only. For example, if you are a food stamp household of two, your monthly food stamp benefits, beginning in October, could increase by as much as \$25.00. The actual increase will depend on your circumstances.

CHART # 1										
HOUSEHOLD SIZE	1	2	3	4	5	6	7	8	9	10
Maximum Amount of Food Stamp Increase	\$14	\$25	\$37	\$46	\$55	\$66	\$73	\$83	\$93	\$103

The Standard Deduction has increased to \$144 for households with 1-3 persons and has increased to \$147 for households of four persons, to \$172 for households of five persons and to \$197 for households of six or more persons. The Food Stamp Maximum Excess Shelter Deduction is increasing to \$446.

The Standard Utility Allowance (SUA) amount has not changed. However, many households that live in subsidized housing with heat included in the rent will be eligible, this year, to receive a \$1.00 HEAP benefit which will qualify the household for the full SUA. These changes **may increase** the amount of food stamps you get. The changes will take place beginning with your October 2008 Food Stamp benefits. A typical household of three earning \$691.00 a month and living in subsidized housing with heat included in the rent would receive an additional \$96.00 in monthly food stamp benefits.

Many households that live in certain Congregate Care and other Group Home situations also will be eligible to receive a \$1.00 HEAP benefit which will qualify the household to have the full SUA applied. These changes **may increase** the amount of food stamps you get. The changes will take place beginning with your October 2008 Food Stamp benefits. For example, a one-person household in this housing situation could receive an additional \$80.00 in monthly food stamp benefits. The actual increase will depend on your circumstances.

The limits on the dependent care and child care deductions have been removed. Households will now be allowed to have the actual out of pocket dependent and child care costs applied to the Food Stamp budget. These changes **may increase** the amount of food stamps you get. The changes will take place beginning with your October 2008 Food Stamp benefits.

The Regulations which allow us to do this are 18 NYCRR 387.10, 387.12, 387.15 and 387.16.

Reporting Rules for Households that are Six-Month Reporters

Look at Chart # 2 below: The dollar amount shown under your household size shows the 130% income limit for your household, beginning October 1, 2008. **If your household's total gross monthly income is greater than this amount, you must report this monthly amount to your social services district by phone, in writing, or in person within 10 days after the end of the calendar month.** Your gross income is the amount of income before taxes and other deductions are taken out, not the amount you receive when you receive your check. Your total gross monthly income includes all income any member of your household receives during the calendar month.

CHART # 2										
HOUSEHOLD SIZE	1	2	3	4	5	6	7	8	9	10
Report Household Gross Income over 130% Income Limit	\$1127	\$1517	\$1907	\$2297	\$2687	\$3077	\$3467	\$3857	\$4247	\$4637

YOU HAVE THE RIGHT TO APPEAL THIS DECISION. READ BELOW ON HOW TO APPEAL THIS DECISION.

CONFERENCE AND FAIR HEARING SECTION – DO YOU THINK WE ARE WRONG?

If you think our decision was wrong, you can ask for a review of our decision. You can do both 1 and 2:

1. Ask for a meeting (conference) with one of our supervisors; 2. Ask for a State fair hearing with a State hearing officer.

1. **CONFERENCE** (informal meeting with us) – If you think our decision was wrong, or if you do not understand our decision, please call us to set up a meeting. To do this, call the conference phone number on the **front** of this notice or write to us at the address on the **front** of this notice. Sometimes this is the fastest way to solve any problem you may have. We encourage you to do this even when you have asked for a fair hearing.]
2. **STATE FAIR HEARING** – YOU HAVE 90 DAYS FROM THE DATE YOUR OCTOBER 2008 FOOD STAMP BENEFITS BECOME AVAILABLE TO ASK FOR A FAIR HEARING.

THE DATE YOUR OCTOBER FOOD STAMP BENEFITS BECOME AVAILABLE IS THE DATE YOU CAN ACCESS YOUR OCTOBER FOOD STAMP BENEFITS WITH YOUR PLASTIC ID CARD.

HOW TO ASK FOR A FAIR HEARING: You can ask for a fair hearing by **mail**, by **phone**, by **fax**, by **walk-in** or **online**.

Mail: Send a copy of this notice completed to the Office of Administrative Hearings, New York State Office of Temporary and Disability Assistance, P.O. Box 1930, Albany, New York 12201. Please keep a copy for yourself.

- I want a fair hearing. I do not agree with the agency's action. (You may explain why you disagree below, but you do not have to include a written explanation.)

Phone: 800-342-3334 (PLEASE HAVE THIS NOTICE WITH YOU WHEN YOU CALL.)

Fax: Fax a copy of the front and reverse of this notice to: (518) 473-6735 or

Walk-In: Bring a copy of this entire notice to the New York State Office of Temporary and Disability Assistance at 14 Boerum Place, Brooklyn, New York or 330 West 34th Street, NYC.

Online: Complete an online request form at: <http://www.otda.state.ny.us/oah/forms.asp>.

If you cannot reach the New York State Office of Temporary and Disability Assistance by phone, by fax or online, please write to ask for a fair hearing before the deadline.

WHAT TO EXPECT AT A FAIR HEARING: The State will send you a notice that tells you when and where the fair hearing will be held.

At the hearing, you will have a chance to explain why you think our decision is wrong. You can bring a lawyer, a relative, a friend or someone else to help you do this. If you cannot come yourself, you can send someone to represent you. If you are sending someone who is not a lawyer to the hearing instead of you, you must give this person a letter to show the hearing officer that you want this person to represent you at the hearing.

At the hearing, you and your lawyer or other representative will have a chance to explain why we are wrong and a chance to give the hearing officer written papers that explain why we are wrong.

To help you explain at the hearing why you think we are wrong, you should bring any witnesses who can help you. You should also bring any papers you have, such as: pay stubs, leases, receipts, bills, doctor's statements.

At the hearing, you and your lawyer or other representative can ask questions of witnesses which we bring or which you bring to help your case.

LEGAL ASSISTANCE: If you think you need a lawyer to help you with this problem, you may be able to get a lawyer at no cost to you by contacting your local Legal Aid Society or other legal advocate group. For the names of other lawyers, check your Yellow Pages under "Lawyers".

ACCESS TO YOUR FILE AND COPIES OF DOCUMENTS: To help get ready for the hearing, you have a right to look at your case file. If you call or write to us, we will provide you with free copies of the documents from your file that we will give to the hearing officer at the fair hearing. Also, if you call or write to us, we will provide you with free copies of other documents from your file that you think you may need to prepare for your fair hearing. To ask for documents or to find out how to look at your file, call us at the Record Access phone number on the **front** of this notice or write to us at the address on the **front** of this notice.

If you want copies of documents from your case file, you should ask for them ahead of time. They will be provided to you within a reasonable time before the date of the hearing. Documents will be mailed to you only if you specifically ask that they be mailed.

INFORMATION: If you want more information about your case, how to ask for a fair hearing, how to see your file, or how to get additional copies of documents, call us at the phone numbers on the **front** of this notice or write to us at the address on the **front** of this notice.

Monthly Food Stamp Budget Worksheet (NCA) – Part 1

Effective October 1, 2008

This form must be used for households that **do not** contain an elderly or disabled person.

Enter monthly amount do not round out.

Case Name		Case Number	Food Stamp Center Number F-
(A) Household Size	(B) Number Disqualified	(C) Number Eligible	

A. Income – Enter Monthly amount, do not round dollar amounts.

1. Monthly Gross Earned Income	\$	
2. Net Monthly Income from Boarder/Lodger or Lodger		
3. Add lines 1 and 2		
4. Monthly Gross Unearned Income		
a) Monthly Gross Unearned Income – Source:		
b) Monthly Gross Unearned Income – Source:		
c) Monthly Gross Unearned Income – Source:		
5. Add lines 3, 4a, 4b and 4c		
6. Monthly Legally Obligated Child Support Payment to person(s) outside the FS household		
7. Subtract line 6 from line 5		

SAMPLE

B. 130% Gross Income Test

<p>8. Enter maximum Gross Income amount for household size from table.</p>	
<p>9. Compare amount entered on line 7 with the amount entered on line 8.</p> <p>a) If the amount entered on line 7 is greater than the amount on line 8, the household does not meet the 130% Gross Income Limitation and is ineligible for Food Stamp benefits. Check Ineligible box. Stop here.</p> <p>b) If the household <u>does not</u> contain any FS sanctioned or disqualified members due to an IPV and the amount entered on line 7 is less than or equal to the amount entered on line 8, the household meets the 130% Gross Income Limitation and is categorically eligible for FS benefits. Check Eligible box. Complete Part 2, but skip Section G.</p> <p>c) If the household <u>contains</u> a FS sanctioned or disqualified member due to an IPV and the amount entered on line 7 is less than or equal to the amount entered on line 8, the household meets the 130% Gross Income Limitation but is not categorically eligible for FS benefits. Check Eligible box. Complete all of Part 2.</p>	<div style="margin-bottom: 20px;"><input type="checkbox"/> Ineligible</div> <input type="checkbox"/> Eligible

130% Gross Income Table	
Household Size	Monthly Gross Income
1	\$1,127
2	\$1,517
3	\$1,907
4	\$2,297
5	\$2,687
6	\$3,077
7	\$3,467
8	\$3,857
Each additional member	+\$390

Monthly Food Stamp Budget Worksheet (NCA) – Part 2

Effective October 1, 2008

Do not complete Part 2 until you have completed the 130% Gross Income Test (see page 1).

Case Name	Case Number	Food Stamp Center Number F-
------------------	--------------------	---------------------------------------

A. Income – Enter Monthly amount, do not round dollar amounts.

1. Monthly Gross Earned Income	\$	
2. Net Monthly Income from Boarder/Lodger or Lodger		
3. Add lines 1 and 2		
4. Monthly Gross Unearned Income		
a) Monthly Gross Unearned Income – Source:		
b) Monthly Gross Unearned Income – Source:		
c) Monthly Gross Unearned Income – Source:		
5. Add lines 3, 4a, 4b and 4c		
6. Income Exclusions (Monthly legally obligated child support payment to person(s) outside the FS household.)		
7. Subtract line 6 from line 5	A.	

B. Deductions

8. 20% of line 3	\$	
9. Standard Deduction – Monthly: Select one below.		
a) 1–3 person household \$144		
b) 4-person household \$147		
c) 5-person household \$172		
d) 6+ person household \$197		
10. Monthly Child/Dependent Care Costs (use actual expense)		
11. Monthly Homeless Shelter Deduction (\$143) or actual expense, whichever is greater		
12. Add lines 8, 9, 10 and 11	B.	

C. Adjusted Income

13. Subtract B from A (line 12 from line 7)	C.	\$
--	-----------	----

D. Shelter Costs

14. Monthly Actual Rent or Mortgage Billed to Household	\$	
15. Other Monthly Expenses (Real estate taxes, insurance, installation of utilities, etc.)		
16. Monthly Utility Allowance		
a) Enter zero (0) for shelter code 23		
b) With rent or heating or air conditioning expense: Enter the monthly standard combined heat, utility, and phone allowance of \$577. No documentation is required for shelter codes 01, 02, 03, 11, 15, 16, 17, 20, 24, 25, 26, 28, 29, 38, 39, 40, 42 and 43 .		
c) With utility expense only (no rent or heating or air conditioning expense): Enter the standard combined utility and phone standard of \$256. All shelter codes <u>except</u> 06, 11, 13, 14, 15, 16, 17, 23, 27, 28, 29, 30, 31, 32, 33, 34, 35, 42 and 43 may receive this allowance if documentation of utility expense is provided.		
d) With telephone expense only (for households not eligible for heat/air conditioning or utility SUA except shelter code 23): Enter \$33.		
17. Add lines 14, 15 and 16b or 16c or 16d	D.	

E. Excess Shelter Deductions

18. Enter D (Shelter Costs): Enter amount from line 17.	\$	
19. Enter 1/2 (one half) of C (Adjusted Income): Enter 1/2 of amount on line 13.		
20. Excess Shelter Costs: Subtract line 19 from line 18; if line 18 is less than line 19, enter zero (0).		
21. Maximum Shelter Deduction Allowed	\$446	00
22. Enter amount from line 20 or 21, whichever is less	E.	

F. Monthly Food Stamp Net Income

23. Enter C (Adjusted Income): Enter the amount on line 13.	\$	
24. Enter E (Excess Shelter Deduction): Enter the amount on line 22.		
25. Monthly Net Food Stamp Income: Subtract line 24 from line 23.	F.	

G. 100% Monthly Net Income Test

If household is categorically eligible, skip this test and go directly to Food Stamp Benefit Calculation.

26. Enter Monthly net income amount for household size from table.	
27. Compare amount entered on line 25 with the amount entered on line 26. a) If the amount entered on line 25 is greater than the amount on line 26, the household is ineligible for Food Stamp benefits. Check Ineligible.	<input type="checkbox"/> Ineligible
b) If the amount entered on line 25 is less than or equal to the amount entered on line 26, the household meets 100% Monthly Net Income Test. Check Eligible box and complete Section H.	<input type="checkbox"/> Eligible

Household Size	100% Monthly Net Income
1	\$867
2	\$1,167
3	\$1,467
4	\$1,767
5	\$2,067
6	\$2,367
7	\$2,667
8	\$2,967
Each additional member	+\$300

H. Food Stamp Benefit Calculation

28. Allotment: Refer to tables on Forms W-129F/W-129FF using income from line 25 and household size from Part 1, box C (Number Eligible) on page 1 of this form.	H.		
29. Recoupment Amount: Enter the recoupment amount, if none, enter zero (0).			
30. Allotment after Recoupment: Subtract line 29 from line 28.			

Authorized by: _____

Date: _____

SAMPLE

Cálculo de Presupuesto Mensual de Cupones para Alimentos (NCA) – Parte 1

Vigente el 1 de octubre, 2008

Este formulario tienen que usarlo los hogares que **no** tienen una persona anciana o incapacitada

Anote la cantidad mensual no redondee.

Nombre del Caso	Número del Caso	Núm. Centro de Cupones para Alimentos F-
(A) Número de Miembros del Hogar	(B) Número de Miembros Inelegibles	(C) Número de Miembros Elegibles

A. Ingreso (no redondee las cantidades)

1. Ingreso Mensual Bruto Salarial	\$	
2. Ingreso Neto por Húesped/Inquilino o Huésped		
3. Sume líneas 1 + 2		
4. Ingreso Mensual Bruto No Salarial		
a) Ingreso Mensual Bruto No Salarial – Fuente:		
b) Ingreso Mensual Bruto No Salarial – Fuente:		
c) Ingreso Mensual Bruto No Salarial – Fuente:		
5. Sume las líneas 3, 4a, 4b, 4c		
6. Pago Mensual de Manutención de Niños Obligado Por la Ley a las persona(s) fuera del hogar de Cupones para Alimentos		
7. Reste la línea 6 de la línea 5		

SAMPLE

B. Prueba del 130% del Ingreso Bruto

<p>8. Anote la cantidad del Ingreso Bruto máximo de todos los miembros del hogar como se indica en la tabla.</p>	
<p>9. Compare la cantidad anotada en la línea 7 con la cantidad anotada en la línea 8.</p> <p>a) Si la cantidad anotada en la línea 7 es mayor que la cantidad en la línea 8, el hogar no cumple la limitación del 130% del Ingreso Bruto y no es elegible para beneficios de Cupones para Alimentos. Marque la casilla de Inelegible. Pare aquí.</p> <p>b) Si el hogar no contiene miembros sancionados o descalificados de Cupones para Alimentos debido un IPV y la cantidad anotada en la línea 7 es menos o igual a la cantidad anotada en la línea 8, el hogar cumple la limitación del 130% del Ingreso Bruto y es categóricamente elegible para Cupones de Alimentos. Marque la casilla de Elegible. Llene la Parte 2, pero salte la Sección G.</p> <p>c) Si el hogar contiene a un miembro sancionado o descalificado de Cupones para Alimentos debido a un IPV y la cantidad anotada en la línea 7 es menos o igual a la cantidad anotada en la línea 8, el hogar cumple la limitación del 130% del Ingreso Bruto pero no es categóricamente elegible para Cupones para Alimentos. Marque la casilla de Elegible. Llene toda la Parte 2.</p>	<input type="checkbox"/> Inelegible <input type="checkbox"/> Elegible

Tabla del 130% del Ingreso Bruto	
Tamaño de la Familia	Ingreso Bruto Mensual
1	\$1,127
2	\$1,517
3	\$1,907
4	\$2,297
5	\$2,687
6	\$3,077
7	\$3,467
8	\$3,857
Cada miembro adicional	\$390

Cálculo de Presupuesto Mensual de Cupones para Alimentos (NCA) – Parte 2

Vigente el 1 de octubre, 2008

No llene la Parte 2 hasta que haya llenado la Prueba del 130% del Ingreso Bruto (vea la página 1).

Nombre del Caso	Número del Caso	Núm. Centro de Cupones para Alimentos F-
------------------------	------------------------	---

A. Ingreso – Anote la cantidad Mensual, no redondee los dólares.

1. Ingreso Mensual Bruto Salarial	\$	
2. Ingreso Neto por Húsped/Inquilino o Huésped		
3. Sume las líneas 1 + 2		
4. Ingreso Mensual Bruto No Salarial		
a) Ingreso Mensual Bruto No Salarial – Fuente:		
b) Ingreso Mensual Bruto No Salarial – Fuente:		
c) Ingreso Mensual Bruto No Salarial – Fuente:		
5. Sume las líneas 3, 4a, 4b, 4c		
6. Exclusiones de Ingresos (pago mensual de manutención de niños obligado por la ley a persona(s) fuera del hogar de Cupones para Alimentos)		
7. Reste la línea 6 de la línea 5	A.	

B. Deducciones

8. 20% de la línea 3	\$	
9. Deducción Fija – Mensual: Seleccione uno de abajo.		
a) Hogar de 1–3 personas \$144		
b) Hogar de 4 personas \$147		
c) Hogar de 5 personas \$172		
d) Hogar de 6 o más personas \$197		
10. Costos Mensuales para Cuidado de Niños/Dependientes (utilice el gasto real)		
11. Deducción Mensual de Albergue para Desamparados (\$143) o gasto real, el que sea mayor		
12. Sume las líneas 8, 9, 10, 11	B.	

C. Ingreso Ajustado

13. Reste B de A (línea 7 menos línea 12)	C.	\$
--	-----------	-----------

D. Gastos de Alquiler

14. Alquiler o Hipoteca Real Mensual Facturada a la Familia	\$	
15. Otros Gastos Mensuales (contribución inmobiliaria, seguros, instalación de servicios de electricidad, gas, etc.)		
16. Asignación Mensual Para Electricidad y Gas		
a) Anote cero (0) para código de albergue 23		
b) Con gastos de alquiler o calefacción o aire acondicionado: Anote la asignación de \$577 fija mensual conjunta de calefacción, servicios de electricidad, gas y teléfono. No se requiere documentación para los códigos de albergue: 01, 02, 03, 11, 15, 16, 17, 20, 24, 25, 26, 28, 29, 38, 39, 40, 42 y 43.		
c) Solamente para gastos de servicios de electricidad y gas (sin gastos de alquiler ni calefacción o aire acondicionado): Anote la cantidad fija de \$256 conjunta para servicios de electricidad, gas y teléfono. Todos los códigos de refugio <u>excepto</u> 006, 11, 13, 14, 15, 16, 17, 23, 27, 28, 29, 30, 31, 32, 33, 34, 35, 42 y 43 pueden recibir esta asignación si provee documentación de gastos de servicios de calefacción/acondicionamiento.		
d) Solamente para gastos de teléfono (para aquellos hogares sin derecho a calefacción/aire acondicionado o SUA de servicios de electricidad y gas excepto el código de albergue 23): Anote \$33.		
17. Sume las líneas 14, 15 y 16b o 16c o 16d	D.	

E. Deduciones de Albergue en Exceso

18. Anote D (Gastos de Albergue): Anote la cantidad de la línea 17	\$	
19. Anote 1/2 de C (Ingreso Ajustado): Anote 1/2 de la cantidad en la línea 13		
20. Gastos en Exceso de Albergue: Reste línea 19 de la línea 18; si la línea 18 es menos que la línea 19, anote cero (0).		
21. Dedución Máxima Permitida para Albergue	\$446	00
22. Anote la cantidad de la línea 20 o 21 la que sea menos	E.	

F. Ingreso Neto de Cupones para Alimentos

23. Anote C (Ingreso Ajustado): Anote la cantidad en la línea 13	\$	
24. Anote E (Dedución en Exceso para Albergue): Anote la cantidad en la línea 22		
25. Ingreso Neto Mensual de Cupones para Alimentos: Reste la línea 24 de la línea 23	F.	

G. Prueba del 100% del Ingreso Neto Mensual

Si el hogar es categóricamente elegible, salte esta prueba y vaya directamente a los Cálculos de Beneficios de Cupones para Alimentos.

26. Anote la cantidad neta mensual para el tamaño del hogar de la tabla.	
27. Compare la cantidad de la línea 25 con la cantidad de la línea 26.	
a) Si la cantidad de la línea 25 es mayor que la cantidad de la línea 26, el hogar es inelegible para beneficios de Cupones para Alimentos. Marque Inelegible.	<input type="checkbox"/> Inelegible
b) Si la cantidad de la línea 25 es menor o igual a la cantidad de la línea 26, el hogar cumple el 100% de la Prueba de Ingreso Neto Mensual. Marque la casilla Elegible y llene la Sección H.	<input type="checkbox"/> Elegible

Tamaño del Hogar	100% del Ingreso Neto Mensual
1	\$867
2	\$1,167
3	\$1,467
4	\$1,767
5	\$2,067
6	\$2,367
7	\$2,667
8	\$2,967
Cada miembro adicional	+\$300

H. Cálculos de Beneficios de Cupones para Alimentos

28. Porción de Cupones: Remítase a las tablas en los formularios W-129F/W-129FF y use el ingreso de la línea 25 y el tamaño del hogar de la Parte 1 (Número de Miembros Elegibles), casilla C en la página 1 de este formulario.	H.		
29. Cantidad de Recuperación: Anote la cantidad a ser recuperada. De no haberla, anote cero (0).			
30. Porción de Cupones menos la Cantidad Recuperada: Reste la línea 29 de la línea 28.	I.		

Autorizado por: _____

Fecha: _____

SAMPLE

Monthly Food Stamp Budget Worksheet – NCA (SSI/Aged/Disabled)*

Effective October 1, 2008

*The household must contain at least one SSI/aged (60 years of age or older) or disabled member to use this form.

Case Name:		Case Number:	Food Stamp Center Number: F-
(A) Household Size:	(B) Number Disqualified:	(C) Number Eligible:	

A. Income – Enter Monthly amount, do not round dollar amounts.

1. Monthly Gross Earned Income	\$	
2. Net Monthly Income from Boarder/Lodger or Lodger		
3. Add lines 1 and 2		
4. Monthly Gross Unearned Income: Do not enter employment income on these lines.		
a) Monthly Gross Unearned Income – Source:		
b) Monthly Gross Unearned Income – Source:		
c) Monthly Gross Unearned Income – Source:		
5. Add lines 3, 4a, 4b and 4c		
6. Income Exclusion (Monthly legally obligated child support payment to person(s) outside the FS household).		
7. Subtract line 6 from line 5	A.	

SAMPLE

If all household members are in receipt of SSI, skip Sections B and H.

If household contains a Food Stamp sanctioned or disqualified member due to an IPV, skip Section B.

B. 200% Gross Income Test

8. Enter maximum gross income amount for household size from table.	200% Gross Income Table	
9. Compare amount entered on line 7 with the amount entered on line 8. a) If the amount entered on line 7 is greater than the amount on line 8, the household does not meet the 200% Gross Income Limitation. The household is not categorically eligible and must meet the 100% net Food Stamp income test in order to be eligible for Food Stamp benefits. Complete the rest of the form. b) If the amount entered on line 7 is less than or equal to the amount entered on line 8, the household meets the 200% Gross Income Limitation and is categorically eligible for Food Stamp benefits. Skip Section H and complete the rest of this form.	Household Size	Monthly Gross Income
	1	\$1,733
	2	\$2,333
	3	\$2,933
	4	\$3,533
	5	\$4,133
	6	\$4,733
	7	\$5,333
	8	\$5,933
	Each additional member	+\$600

C. Deductions

10. 20% of line 3	\$	
11. Standard Deduction – Monthly: Select one. a) 1–3 person household \$144 b) 4-person household \$147 c) 5-person household \$172 d) 6+ person household \$197		
12. Monthly Child/Dependent Care Costs (use actual expense)		
13. Monthly Medical Expenses: Subtract \$35 from the gross monthly medical expense amount and enter the balance. If less than zero, enter "0."		
14. Monthly Homeless Shelter Deduction (\$143) or actual expense, whichever is greater		
15. Add lines 10, 11, 12, 13 and 14	C.	

D. Adjusted Income

16. Subtract C from A: Line 15 from line 7.	D.	\$	
--	-----------	-----------	--

E. Shelter Costs

17. Monthly Actual Rent or Mortgage Billed to Household: For hotel/emergency shelter cases, enter the maximum shelter allowance for the family size.	\$	
18. Other Monthly Expenses (Real estate taxes, insurance, installation of utilities, etc.)		
19. Monthly Utility Allowance: Select the correct utility allowance (a, b, c, or d) and enter the amount on the appropriate line. a) Enter zero (0) for shelter code 23		
b) With rent or heating or air conditioning expense: Enter the monthly standard combined heat, utility, and phone allowance of \$577. No documentation is required for shelter codes 01, 02, 03, 11, 15, 16, 17, 20, 24, 25, 26, 28, 29, 38, 39, 40, 42 and 43.		
c) With utility expenses only (no rent, heating or air conditioning expense): Enter the combined utility and phone standard of \$256. All shelter codes <u>except</u> 06, 11, 13, 14, 15, 16, 17, 23, 27, 28, 29, 30, 31, 32, 33, 34, 35, 42 and 43 may receive this allowance if documentation of utility expense is provided.		
d) With telephone expense only (for households not eligible for heat/air conditioning or utility SUA except shelter code 23): Enter \$33.		
20. Add lines 17, 18 and 19b or 19c or 19d	E.	

F. Excess Shelter Deductions

21. Enter E (Shelter Costs): Enter amount from line 20.	\$	
22. Enter 1/2 (one half) of D (Adjusted Income): Enter 1/2 of amount on line 16.		
23. Excess Shelter Costs: Subtract line 22 from line 21. If line 21 is less than line 22, enter zero (0).	F.	

G. Monthly Food Stamp Net Income

24. Enter D (Adjusted Income): Enter the amount on line 16.	\$	
25. Enter F (Excess Shelter Deduction): Enter the amount on line 23.		
26. Monthly Net Food Stamp Income: Subtract line 25 from line 24.	G.	

H. 100% Monthly Net Income Test

If household is categorically eligible, skip this test and go directly to Food Stamp Benefit Calculation.

27. Enter Monthly net income amount for household size from table.		Household Size	100% Monthly Net Income
28. Compare amount entered on line 26 with the amount entered on line 27. a) If the amount entered on line 26 is greater than the amount on line 27, the household is ineligible for Food Stamp benefits. Stop here, Check Ineligible box. <input type="checkbox"/> Ineligible b) If the amount entered on line 26 is less than or equal to the amount entered on line 27, the household meets the 100% Monthly Net Income Test. Check Eligible box and complete Section I. <input type="checkbox"/> Eligible		1	\$867
		2	\$1,167
		3	\$1,467
		4	\$1,767
		5	\$2,067
		6	\$2,367
		7	\$2,667
		8	\$2,967
	Each additional member	+\$300	

SAMPLE

I. Food Stamp Benefit Calculation

29. Allotment: Refer to tables on forms W-129F/W-129FF using income from line 26 and household size from box C (Number Eligible) on page 1 of this form.	I.	
30. Recoupment Amount: Enter the recoupment amount, if none, enter zero (0).		
31. Allotment after Recoupment: Subtract line 30 from line 29.		

Authorized by: _____

Date: _____

**Cálculo de Presupuesto Mensual de Cupones para Alimentos –
NCA(SSI/Ancianos/Incapacitados)***
Vigente el 1 de octubre, 2008

*El hogar tiene que contener por lo menos un miembro de SSI/anciano (60 años de edad o más) o incapacitado para usar este formulario.

Nombre del Caso:		Número del Caso:	Número de Centro: F-
(A) Tamaño del Hogar:	(B) Número de Miembros Inelegibles:	(C) Número de Miembros Elegibles:	

A. Ingreso – Anote la cantida Mensual, no redondee los dólares.

1. Ingreso Mensual Bruto Salarial	\$	
2. Ingreso Mensual Neto del Huésped/Inquilino o Huésped		
3. Sume las líneas 1 y 2		
4. Ingreso Mensual Bruto No Salarial. No anote ingreso salarial en estas líneas.		
a) Ingreso Mensual Bruto No Salarial – Fuente:		
b) Ingreso Mensual Bruto No Salarial – Fuente:		
c) Ingreso Mensual Bruto No Salarial – Fuente:		
5. Sume las líneas 3, 4a, 4b y 4c		
6. Exclusión de Ingreso (Pago mensual de manutención de niños obligado por la ley a la(s) persona(s) fuera del FS h/h hogar de Cupones para Alimentos.)		
7. Reste la línea 6 de la línea 5	A.	

Si todos los miembros del hogar reciben SSI, salte las Secciones B y H.

Si el hogar de Cupones para Alimentos contiene un miembro sancionado o inelegible por un IPV, salte la Sección B.

B. Prueba del 200% del Ingreso Bruto

8. Anote la cantidad máxima de Ingreso Bruto que aparece en la tabla, para el tamaño del hogar.		Tabla del 200% Ingreso Bruto	
<p>9. Compare la cantidad anotada en la línea 7 con la cantidad anotada en la línea 8.</p> <p>a) Si la cantidad de la línea 7 es superior a la cantidad de la línea 8, el hogar no cumple el 200% del Límite de Ingreso Bruto. El hogar no es categóricamente elegible y tiene que cumplir la prueba del 100% del ingreso neto de Cupones para Alimentos para ser elegible para Beneficios de Cupones para Alimentos. Llene el resto del formulario.</p> <p>b) Si la cantidad de la línea 7 es menos o igual a la cantidad de la línea 8, el hogar cumple el 200% del Límite de Ingreso Bruto y es categóricamente elegible para beneficios de Cupones para Alimentos. Salte la Sección H y llene el resto de este formulario.</p>	Tamaño del Hogar	Ingreso Bruto Mensual	
	1	\$1,733	
	2	\$2,333	
	3	\$2,933	
	4	\$3,533	
	5	\$4,133	
	6	\$4,733	
	7	\$5,333	
	8	\$5,933	
	Cada miembro adicional	+\$600	

C. Deducciones

10. 20% de la línea 3	\$	
11. Deducción Fija – Mensual: Seleccione una opción. a) Hogar de 1–3 personas \$144 b) Hogar de 4 personas \$147 c) Hogar de 5 personas \$172 d) Hogar de 6 o más personas \$197		
12. Costos Mensuales de Cuidado de Niños/Dependientes (utilice el gasto real)		
13. Gastos Médicos Mensuales: Reste \$35 de la cantidad bruta del gasto médico y anote el balance. Si resulta menos de cero, anote "0."		
14. Deducción Mensual de Albergue para Desamparados (\$143) o la cantidad que usted paga realmente, anote la mayor de estas dos cantidades.		
15. Sume las líneas 10, 11, 12, 13 y 14	C.	

D. Ingreso Ajustado

16. Reste C de A: Línea 15 de la línea 7.	D. \$	
--	--------------	--

E. Gastos de Albergue

17. Alquiler o Hipoteca Mensual Facturada al Hogar: Para los casos de albergue de hotel/emergencia, anote la máxima asignación de albergue para el tamaño de la familia.	\$	
18. Otros Gastos Mensuales (Impuestos sobre bienes inmuebles, seguro, instalación de servicios de electricidad y gas, etc.)		
19. Asignación Mensual para Electricidad y Gas: Seleccione la asignación correcta de electricidad y gas (a, b, c o d) en anote la cantidad en la línea que corresponda. a) Anote cero (0) para lo código de albergue 23		
b) Con gastos de alquiler o calefacción o aire acondicionado: Anote la asignación de \$577 fija mensual conjunta de calefacción, servicios de electricidad, gas y teléfono. No se requiere documentación para los códigos de albergue: 01, 02, 03, 11, 15, 16, 17, 20, 24, 25, 26, 28, 29, 38, 39, 40, 42 y 43.		
c) Solamente para gastos de servicios de electricidad y gas (sin alquiler, calefacción o aire acondicionado): Anote la asignación fija conjunta para servicios de electricidad, gas y teléfono de \$256. Todos los códigos excepto 06, 11, 13, 14, 15, 16, 17, 23, 27, 28, 29, 30, 31, 32, 33, 34, 35, 42 y 43 son elegibles para esta asignación si proveen documentación de gastos de servicios públicos.		
d) Solamente gastos de teléfono (para aquellos hogares inelegibles para calefacción/aire acondicionado o SUA excepto el código de albergue 23): Anote \$33.		
20. Sume las líneas 17, 18, y 19b o 19c o 19d	E.	

F. Deducciones de Albergue en Exceso

21. Anote E (Gastos de Albergue): Anote la cantidad de la línea 20.	\$	
22. Anote 1/2 (la mitad) de D (Ingreso Ajustado): Anote 1/2 de la cantidad en la línea 16.		
23. Gastos de Albergue en Exceso. Reste la línea 22 de la línea 21. Si la línea 21 es menor que la línea 22 anote cero (0).	F.	

G. Ingreso Neto Mensual de Cupones para Alimentos

24. Anote la D (Ingreso Ajustado): Anote la cantidad de la línea 16.	\$	
25. Anote la F (Deducción en Exceso de Albergue): Anote la cantidad de la línea 23.		
26. Ingreso Mensual Neto de Cupones para Alimentos: Reste la línea 25 de línea 24.	G.	

H. Prueba del 100% del Ingreso Neto Mensual

Si el hogar es categóricamente elegible, salte esta prueba y vaya directamente a los Cálculos de Beneficios de Cupones para Alimentos.

27. Anote la cantidad neta Mensual para el tamaño del hogar de la tabla.		Tamaño del Hogar	100% del Ingreso Neto Mensual
28. Compare la cantidad de la línea 26 con la cantidad de la línea 27.	<input type="checkbox"/> Inelegible <input type="checkbox"/> Elegible	1	\$867
(a) Si la cantidad de la línea 26 es superior a la cantidad de la línea 27, el hogar es inelegible para beneficios de Cupones para Alimentos. Pare aquí, Marque la casilla Inelegible.		2	\$1,167
		3	\$1,467
		4	\$1,767
		5	\$2,067
(b) Si la cantidad de la línea 26 es menos o igual a la cantidad de la línea 27, el hogar cumple el 100% de la Prueba de Ingreso Neto mensual. Marque la casilla Elegible y llene la Sección I.		6	\$2,367
		7	\$2,667
		8	\$2,967
		Cada miembro adicional	+\$300

I. Cálculo de Beneficios de Cupones para Alimentos

29. Concesión: Vea las tablas de los formularios W-129F/W-129FF si viéndose del ingreso de la línea 26 y el tamaño del hogar de la casilla C (Número Elegible) en la página 1 de este formulario.	I.	
30. Cantidad Recuperada: Anote la cantidad del recobro, de no haberlo, anote cero (0).		
31. Cantidad Recuperada: Reste la línea 30 de la línea 29.		

Autorizado por: _____

Fecha: _____

Monthly Food Stamp Budget Worksheet (CA) – Part 1

Effective October 1, 2008

For households that **do not** contain an elderly or disabled person

Job Center Number: _____

	Basic Case Name	Basic Case Type
Other Eligible Payee(s)	Name:	Case Type (Suffix 2):
	Name:	Case Type (Suffix 3):
	Name:	Case Type (Suffix 4):

A. Income – Enter Semimonthly amounts. Do not round dollar amounts.

1. Semimonthly Gross Earned Income	\$	
2. Net Semimonthly Income from Boarder/Lodger or Lodger		
3. Add lines 1 and 2		
4. Semimonthly CA Grant (For hotel/emergency shelter cases include maximum shelter allowance for family size instead of actual rent.)		
5. Semimonthly Direct Rent Payment		
6. Semimonthly Gross Unearned Income (Do not enter employment income on this line.)		
7. Add lines 3, 4, 5 and 6		
8. Semimonthly Legally Obligated Child Support Payment paid to person(s) outside the FS household		
9. Subtract line 8 from line 7		

B. 130% Gross Income Test

10. Enter maximum gross income amount for household size from table on page 2	\$	
<p>11. Compare amount entered on line 9 with amount entered on line 10.</p> <p>a) If the amount entered on line 9 is greater than the amount on line 10, the household does not meet the 130% Gross Income Test and is ineligible for Food Stamp benefits. Check Ineligible box. Stop here.</p> <p>b) If the household <u>does not</u> contain any FS sanctioned or disqualified members due to an IPV and the amount entered on line 9 is less than or equal to the amount entered on line 10, the household meets the 130% Gross Income Test and is categorically eligible. Check Eligible box. Complete Part 2, but skip Section G.</p> <p>c) If the household <u>contains</u> a FS sanctioned or disqualified member due to an IPV and the amount entered on line 9 is less than or equal to the amount entered on line 10, the household meets the 130% Gross Income Test, but is not categorically eligible. Check Eligible box. Complete all of Part 2.</p>	<input type="checkbox"/> Ineligible	<input type="checkbox"/> Eligible

C. Household Composition

(A) Non-CA Non-SSI 59 Years of Age or Under	(B) Number on CA	(C) Total in Household	(D) Number Disqualified	(E) Number Eligible

130% Gross Income Table	
Household Size	Semimonthly Gross Income
1	\$563.50
2	\$758.50
3	\$953.50
4	\$1,148.50
5	\$1,343.50
6	\$1,538.50
7	\$1,733.50
8	\$1,928.50
Each additional member	+\$195.00

Monthly Food Stamp Budget Worksheet (CA) – Part 2

Effective October 1, 2008

Do not complete Part 2 until you have completed the 130% Gross Income Test (see pages 1 and 2).

A. Income – Enter Semimonthly amounts. Do not round dollar amounts.

1. Semimonthly Gross Earned Income	\$	
2. Net Semimonthly Income from Boarder/Lodger or Lodger		
3. Add lines 1 and 2		
4. Semimonthly CA Grant (For hotel/emergency shelter cases, include maximum shelter allowance for family size instead of actual rent.)		
5. Semimonthly Direct Rent Payment		
6. Semimonthly Gross Unearned Income (Do not enter employment income on this line.)		
7. Add lines 3, 4, 5 and 6		
8. Semimonthly Legally Obligated Child Support Payment		
9. Subtract line 8 from line 7	A.	

B. Deductions

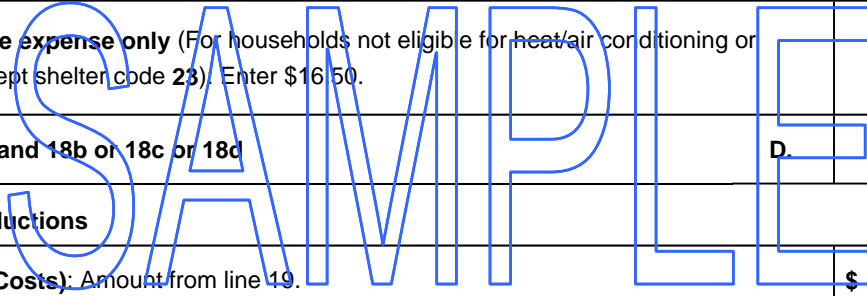
10. 20% of line 3		
11. Standard Deduction- Semimonthly: Select one below		
a) 1–3 person household	\$ 72.00	
b) 4-person household	\$ 73.50	
c) 5-person household	\$ 86.00	
d) 6+ person household	\$ 98.50	
12. Semimonthly Child/Dependent Care Costs (use actual expense)		
13. Semimonthly Automated Recoupment: Enter Semimonthly recoupment for duplicate check fraud or offense codes 01–32 and 99 only. For all other automated recoupments, make no entry.		
13a. Semimonthly Homeless Shelter Deduction (\$71.50) or actual expense, whichever is greater		
14. Add lines 10, 11, 12, 13 and 13a	B.	

C. Adjusted Income

15. Subtract B from A: Line 14 from line 9.	C.	\$
--	-----------	-----------

D. Shelter Costs

<p>16. Semimonthly Actual Rent or Mortgage Billed to Household (For hotel/emergency shelter cases): Enter maximum shelter allowance for family size.</p>	\$	
<p>17. Other Semimonthly Expenses (Real estate taxes, insurance, installation of utilities, etc.)</p>		
<p>18. Semimonthly Utility Allowance a) Enter zero (0) for shelter code 23</p>		
<p>b) With rent or heating or air conditioning expense: Enter the semimonthly standard combined heat, utility and phone allowance of \$288.50. No documentation is required for shelter codes 01, 02, 03, 11, 15, 16, 20, 24, 25, 26, 27, 28, 29, 30, 31, 32, 38, 39, 40, 41, 42, 43,and 44.</p>		
<p>c) With utility expenses only (No rent or heating or air conditioning expense): Enter combined utility and phone standard of \$128. All shelter codes <u>except</u> 06, 11, 13, 14, 15, 16, 17, 23, 27, 28, 29, 30, 31, 32, 33, 34, 35, 42 and 43 may receive this allowance if documentation of utility expense is provided.</p>		
<p>d) With telephone expense only (For households not eligible for heat/air conditioning or utility SUA except shelter code 23): Enter \$16.50.</p>		
<p>19. Add lines 16, 17 and 18b or 18c or 18d</p>	D.	



E. Excess Shelter Deductions

<p>20. Enter D (Shelter Costs): Amount from line 19.</p>	\$	
<p>21. Enter 1/2 (one half) of C (Adjusted Income): 1/2 of amount on line 15.</p>		
<p>22. Excess Shelter Costs: Subtract line 21 from line 20. If line 20 is less than line 21, enter zero (0).</p>		
<p>23. Maximum Semimonthly Shelter Deduction Allowed</p>	\$223	00
<p>24. Enter amount from line 22 or 23, whichever is less</p>	E.	

F. Semimonthly Food Stamp Net Income

<p>25. Enter C (Adjusted Income): Enter the amount on line 15.</p>	\$	
<p>26. Enter E (Excess Shelter Deduction): Amount on line 24.</p>		
<p>27. Semimonthly Net Food Stamp Income: Subtract line 26 from line 25.</p>	F.	

G.100% Semimonthly Net Income Test

If household is categorically eligible, skip this test and go directly to Food Stamp Benefit Calculation.

28. Enter Semimonthly net income amount for household size from table.			Household Size	100% Semimonthly Net Income
29. Compare amount entered on line 27 with the amount entered on line 28. a) If the amount entered on line 27 is greater than the amount on line 28, the household is ineligible for Food Stamp benefits. Check Ineligible. <input type="checkbox"/> Ineligible b) If the amount entered on line 27 is less than or equal to the amount entered on line 28, the household meets the 100% Semimonthly Net Income Test. Check Eligible box and complete Section H. <input type="checkbox"/> Eligible			1	\$433.50
			2	\$583.50
			3	\$733.50
			4	\$883.50
			5	\$1,033.50
			6	\$1,183.50
			7	\$1,333.50
			8	\$1,483.50
			Each additional member	+\$150.00

SAMPLE

H. Food Stamp Benefit Calculation

30. Monthly Net Food Stamp Income: Multiply amount on line 27 by 2.	H.	\$	
31. Allotment: Refer to tables on Forms W-129F/W-129FF using income from line 30 and household size from Part 1, box E (Number Eligible) on page 2 of this form.			
32. Recoupment Amount: Enter the recoupment amount, if none, enter zero (0).			
33. Allotment after Recoupment: Subtract line 32 from line 31.			

Authorized by _____

Date _____

Cálculo de Presupuesto de Cupones para Alimentos Mensual (CA) – Parte 1

Vigente el 1ro de Octubre, 2008

Para los hogares que **no** tienen una Persona Anciana o Incapacitada

Número del Centro de Trabajo: _____

	Nombre de Caso Básico	Tipo de Caso Básico
Otro(s) Beneficiario(s) Elegible(s)	Nombre:	Tipo de Caso (Sufijo 2):
	Nombre:	Tipo de Caso (Sufijo 3):
	Nombre:	Tipo de Caso (Sufijo 4):

A. Ingreso – Anote las cantidades quincenales. No redondee las cantidades.

1. Ingreso Quincenal Bruto Salarial	\$	
2. Ingreso Quincenal Neto de Huésped/Inquilino o Inquilino		
3. Sume las líneas 1 y 2		
4. Concesión Quincenal de Asistencia en Efectivo (Para casos de albergue de hotel/emergencia, incluya la asignación de albergue máxima para el tamaño de familia en vez del alquiler real.)		
5. Pago Directo Quincenal de Alquiler		
6. Ingreso Quincenal Bruto No Salarial (No anote el ingreso de empleo en esta línea.)		
7. Sume las líneas 3, 4, 5 y 6		
8. Pago Quincenal de Mantenimiento de Menores Obligado por la Ley pagado a la(s) persona(s) fuera de/de los hogar(es) de Cupones para Alimentos		
9. Reste la línea 8 de la línea 7		

B. Prueba de Ingreso del 130%

10. Anote la cantidad máxima del ingreso bruto para el tamaño de la familia basado en la tabla de la página 2.	\$	
<p>11. Compare la cantidad anotada en la línea 9 con la cantidad en la línea 10.</p> <p>a) Si la cantidad anotada en la línea 9 es mayor que la cantidad en la línea 10, el hogar no cumple la prueba del Ingreso Bruto del 130% y no es elegible para beneficios de Cupones para Alimentos. Marque la casilla de inelegible. Pare aquí.</p> <p>b) Si el hogar <u>no tiene</u> ningunos miembros sancionados o descalificados de Cupones para Alimentos debido a un IPV, y la cantidad anotada en la línea 10 es menos o igual a la cantidad anotada en la línea 9, el hogar cumple la prueba del 130% del Ingreso Bruto y es categóricamente elegible. Marque la casilla elegible. Llene la Parte 2, pero salte la Sección G.</p> <p>c) Si el hogar <u>tiene</u> algún miembro sancionado o descalificado de cupones para Alimentos debido a un IPV (Programa de Violación Intencional) y la cantidad anotada en la línea 10 es menor o igual a la cantidad anotada en la línea 9, el hogar cumple la prueba del 130% del Ingreso Bruto, pero no es elegible categóricamente. Marque la casilla elegible. Llene toda la Parte 2.</p>	<input type="checkbox"/> Inelegible	<input type="checkbox"/> Elegible

C. Miembros en el Hogar:

(A) Sin Asistencia en Efectivo/Sin SSI 59 Años o Menos	(B) Número de Personas en Asistencia en Efectivo	(C) Número de Miembros en el Hogar	(D) Número de Personas Descalificadas	(E) Número de Personas Elegibles

Tabla del 130% del Ingreso Bruto	
Tamaño de la Familia	Ingreso Bruto Quincenal
1	\$563.50
2	\$758.50
3	\$953.50
4	\$1,148.50
5	\$1,343.50
6	\$1,538.50
7	\$1,733.50
8	\$1,928.50
Cada miembro adicional	+\$195.00

Cálculo de Presupuesto de Cupones para Alimentos Mensual (CA) – Parte 2

Vigente el 1ro de octubre del 2008

No llene la Parte 2 hasta que haya terminado la Prueba del 130% del Ingreso Bruto (vea páginas 1–2).

A. Ingreso – Anote las cantidades Quincenales. No redondee las cantidades.

1. Ingreso Quincenal Bruto Salarial	\$	
2. Ingreso Quincenal Neto de Huésped/Inquilino o Inquilino		
3. Sume las líneas 1 y 2		
4. Concesión Quincenal de Asistencia en Efectivo (Para casos de hotel/albergue de emergencia, incluya la asignación de albergue máxima para el tamaño de familia en vez del alquiler actual.)		
5. Pago Directo Quincenal de Alquiler		
6. Ingreso Quincenal Bruto No Salarial (No anote el ingreso de empleo en esta línea.)		
7. Sume las líneas 3, 4, 5 y 6		
8. Pago Quincenal de Mantenimiento de Niños Obligado por la Ley		
9. Reste la línea 8 de la línea 7	A.	

B. Deducciones

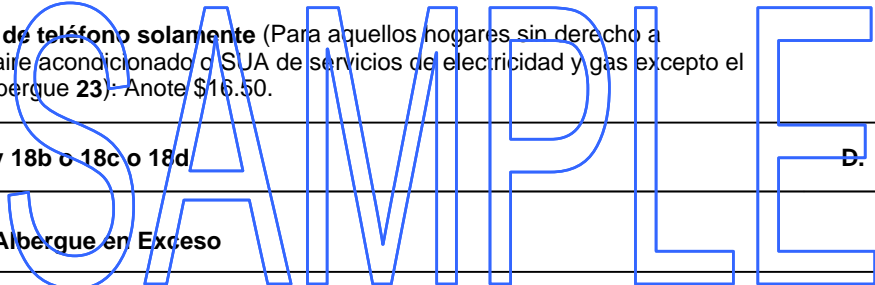
10. 20% de la línea 3		
11. Deducción Fija – Quincenal: Favor de seleccionar una de las siguientes. a) Hogar de 1–3 personas \$72.00 b) Hogar de 4 personas \$73.50 c) Hogar de 5 personas \$86.00 d) Hogar de 6 o más personas \$98.50		
12. Costos quincenales de Cuidado para Niños/Dependientes (Utilice el gasto real.)		
13. Recuperación Automática Quincenal: Anote la recuperación quincenal por fraude de cheques duplicados o códigos de ofensa 01–32 y 99 solamente. Para todas las otras recuperaciones automáticas no anote nada.		
13a. Deducción Quincenal de Albergue para Desamparados (\$71.50) o gasto actual, cualquiera que sea mayor.		
14. Sume las líneas 10, 11, 12, 13, 13a	B.	

C. Ingreso Ajustado

15. Reste B de A línea 14 de la línea 9.	C.	\$
---	-----------	-----------

D. Costos de Albergue

<p>16. Alquiler Quincenal Pagado o Cuenta Hipotecaria a Nombre de Miembros del Hogar (Para casos de hotel/albergue de emergencia): Anote la máxima asignación permitida para el número de personas del hogar.</p>	\$	
<p>17. Otros Gastos Quincenales (Impuestos de bienes raíces, seguro, instalación de electricidad y gas, etc.)</p>		
<p>18. Concesión Quincenal de Servicios Públicos a) Anote cero (0) para lo código de albergue 23</p>		
<p>b) Con gastos de alquiler o calefacción o aire acondicionado: Anote la asignación de \$288.50 fija quincenal conjunta de calefacción, servicios de electricidad, gas y teléfono. No se requiere documentación para los códigos de albergue: 01, 02, 03, 11, 15, 16, 20, 24, 25, 26, 27, 28, 29, 30, 31, 32, 38, 39, 40, 41, 42, 43 y 44.</p>		
<p>c) Con gastos de servicios públicos solamente: (Sin alquiler ni calefacción o aire acondicionado): Anote conjuntamente los gastos fijos de servicios públicos y teléfono por \$128. Todos los códigos de albergue <u>excepto</u> 06, 11, 13, 14, 15, 16, 17, 23, 27, 28, 29, 30, 31, 32, 33, 34, 35, 42 y 43 pueden recibir esta concesión si se proporciona documentación de gastos de servicios públicos.</p>		
<p>d) Con gastos de teléfono solamente (Para aquellos hogares sin derecho a calefacción/aire acondicionado o SUA de servicios de electricidad y gas <u>excepto</u> el código de albergue 23): Anote \$16.50.</p>		
<p>19. Sume 16, 17 y 18b o 18c o 18d D.</p>		



E. Deduciones de Albergue en Exceso

<p>20. Anote D (Costos de Albergue): La cantidad de la línea 19.</p>	\$	
<p>21. Anote la 1/2 de C (Ingreso Ajustado): La 1/2 de la cantidad de la línea 15.</p>		
<p>22. Costos en Exceso de Albergue: Reste la línea 21 de la línea 20. Si la cantidad de la línea 20 es menos que la de la línea 21, anote cero (0).</p>		
<p>23. Dedución Máxima Quincenal de Albergue Permitida.</p>	\$223	00
<p>24. Anote la menor de las cantidades de las líneas 22 y 23. E.</p>		

F. Ingreso Quincenal Neto de Cupones para Alimentos

<p>25. Anote C (Ingreso Ajustado): Cantidad de la línea 15.</p>	\$	
<p>26. Anote E (Dedución de Vivienda en Exceso): Cantidad en la línea 24.</p>		
<p>27. Ingreso Neto Quincenal de Cupones para Alimentos: Reste la línea 26 de la línea 25. F.</p>		

G. Prueba del 100% Ingreso Neto Quincenal

Si el hogar es elegible categóricamente, omita esta prueba y vaya directamente a Cálculo de Beneficio de Cupones para Alimentos.

<p>28. Anote el ingreso neto Quincenal para tamaño del hogar de acuerdo a la tabla.</p>	
<p>29. Compare cantidad anotada en la línea 27 con la cantidad en la línea 28.</p> <p>(a) Si la cantidad anotada en la línea 27 es mayor que la cantidad en la línea 28, el hogar no es elegible para beneficios de Cupones para Alimentos. Marque la casilla inelegible.</p> <p>(b) Si la cantidad anotada en la línea 27 es menor o igual a la cantidad en la línea 28, el hogar cumple la Prueba del 100% Ingreso Neto Quincenal. Marque la casilla elegible y llene la sección H.</p>	<p style="text-align: center;"><input type="checkbox"/> Inelegible</p> <p style="text-align: center;"><input type="checkbox"/> Elegible</p>

Tamaño del Hogar	100% Ingreso Neto Quincenal
1	\$433.50
2	\$583.50
3	\$733.50
4	\$883.50
5	\$1,033.50
6	\$1,183.50
7	\$1,333.50
8	\$1,483.50
Cada miembro adicional	+\$150.00

H. Cálculos de Beneficios de Cupones para Alimentos

<p>30. Ingreso Neto Mensual de Cupones para Alimentos: Multiplique la cantidad de la línea 27 x 2</p>	<p>H. \$</p>
<p>31. Porción de Cupones: Vea las tablas del formulario W-129F/W-129FF y utilice el ingreso de la línea 30 y el número de miembros del hogar de la Parte 1, casilla 1 (E) en la página 2 de este formulario.</p>	
<p>32. Cantidad Recuperada: Marque la cantidad recuperada. De no haberla, marque cero (0).</p>	
<p>33. Porción de Cupones después de la Recuperación: Reste la línea 32 de la línea 31.</p>	

Autorizado por _____

Fecha _____

Food Stamp Budget Worksheet (CA – SSI/Aged/Disabled)*

Effective October 1, 2008

*The household must contain at least one SSI/aged (60 years of age or older) or disabled member to use this form.

Job Center Number:	Case Name:	Case Cat./No.:
Other Eligible Payee(s):	Name:	Category (Suff. 2):

Household Composition:

(A) Non-CA Non-SSI Vet./SS	(B) Non-CA Non-SSI 59 Years of Age or Under	(C) Non-CA Non-SSI 60 Years of Age or Older	(D) Number on SSI	(E) Number on CA	(F) Total in Household	(G) Number Disqualified	(H) Number Eligible

A. Income – Enter Semimonthly amounts. Do not round dollar amounts.

1. Semimonthly Gross Earned Income	\$	
2. Net Semimonthly Income from Boarder/Lodger or Lodger		
3. Add lines 1 and 2		
4. Semimonthly CA Grant: For hotel/emergency shelter cases, include maximum shelter allowance for family size instead of actual rent.		
5. Semimonthly Direct Rent Payment		
6. Semimonthly Gross Unearned Income: Do not enter employment income on this line.		
7. Add lines 3, 4, 5 and 6		
8. Income Exclusion (Semimonthly legally obligated child support payment to person(s) outside the FS household.)		
9. Subtract line 8 from line 7	A.	

If all household members are in receipt of SSI, skip Sections B and H.

If household contains a Food Stamp sanctioned or disqualified member due to an IPV, skip Section B.

B. 200% Gross Income Test

10. Enter maximum gross income amount for household size from table.	200% Gross Income Table	
11. Compare amount entered on line 9 with the amount entered on line 10. a) If the amount entered on line 9 is greater than the amount on line 10, the household does not meet the 200% Gross Income Limitation. The household is not categorically eligible and must meet the 100% net Food Stamp income test in order to be eligible for Food Stamp benefits. Complete the rest of the form. b) If the amount entered on line 9 is less than or equal to the amount entered on line 10, the household meets the 200% Gross Income Limitation and is categorically eligible for Food Stamp benefits. Skip Section H and complete the rest of this form.	Household Size	Semimonthly Gross Income
	1	\$867
	2	\$1,167
	3	\$1,467
	4	\$1,767
	5	\$2,067
	6	\$2,367
	7	\$2,667
	8	\$2,967
	Each additional member	+\$300

C. Deductions

12. 20% of line 3		
13. Standard Deduction – Semimonthly: Select one. <ul style="list-style-type: none"> a) 1–3 person household \$ 72.00 b) 4-person household \$ 73.50 c) 5-person household \$ 86.00 d) 6+ person household \$ 98.50 		
14. Semimonthly Child/Dependent Care Costs (use actual expense)		
15. Semimonthly Automated Recoupment: Enter semimonthly recoupment for duplicate check fraud or offense codes 01–32 and 99 only. For all other automated recoupments, make no entry.		
16. Semimonthly Medical Expenses: Subtract \$17.50 from the gross semimonthly medical expense amount and enter the balance. If less than zero (0), enter "0."		
16a. Semimonthly Homeless Shelter Deduction (\$71.50) or actual expense, whichever is greater		
17. Add lines 12, 13, 14, 15, 16 and 16a C.		

D. Adjusted Income

18. Subtract C from A: Line 17 from line 9. D. \$		
--	--	--

E. Shelter Costs

19. Semimonthly Actual Rent or Mortgage Billed to Household: For hotel/emergency shelter cases, enter the maximum shelter allowance for the family size. \$		
20. Other Semimonthly Shelter Expenses (Real estate taxes, insurance, installation of utilities, etc.)		
21. Semimonthly Utility Allowance: Select the correct utility allowance (a, b, c or d) and enter the amount on the appropriate line. <ul style="list-style-type: none"> a) Enter zero (0) for shelter code 23 b) With rent or heating or air conditioning expense: Enter the semimonthly standard combined heat, utility and phone allowance of \$288.50. No documentation is required for shelter codes 01,02, 03, 11, 15, 16, 20, 24, 25, 26, 27, 28, 29, 30, 31, 32, 38, 39, 40, 41, 42, 43 and 44. c) With utility expenses only (no rent or heating or air conditioning expense): Enter combined utility and phone standard of \$128. All shelter codes <u>except</u> 06, 11, 13, 14, 15, 16, 17, 23, 27, 28, 29, 30, 31, 32, 33, 34, 35, 42 and 43 may receive this allowance if documentation of utility expense is provided. d) With telephone expense only (for households not eligible for heat/air conditioning or utility SUA except shelter code 23): Enter \$16.50. 		
22. Add lines 19, 20, 21b or 21c or 21d E.		

F. Excess Shelter Deductions

23. Enter D (Shelter Costs): Enter the amount on line 22.	\$	
24. Enter 1/2 (one half) of D (Adjusted Income): Enter 1/2 of amount on line 18.		
25. Excess Shelter Costs: Subtract line 24 from line 23. If line 23 is less than line 24, enter zero (0). F.		

G. Semimonthly Food Stamp Net Income

26. Enter D (Adjusted Income): Enter the amount on line 18.	\$	
27. Enter F (Excess Shelter Deduction): Enter the amount on line 25.		
28. Semimonthly Net Food Stamp Income: Subtract line 27 from line 26. G.		

H. 100% Semimonthly Net Income Test

If household is categorically eligible, skip this test and go directly to Food Stamp Benefit Calculation.

29. Enter Semimonthly net income amount for household size from table.		
<p>30. Compare amount entered on line 28 with the amount entered on line 29.</p> <p>a) If the amount entered on line 28 is greater than the amount on line 29, the household is ineligible for Food Stamp benefits. Stop here. Check Ineligible box. <input type="checkbox"/> Ineligible</p> <p>b) If the amount entered on line 28 is less than or equal to the amount entered on line 29, the household meets the 100% Semimonthly Net Income Test. Check Eligible box and complete Section I. <input type="checkbox"/> Eligible</p>		

Household Size	100% Semimonthly Net Income
1	\$433.50
2	\$583.50
3	\$733.50
4	\$883.50
5	\$1,033.50
6	\$1,183.50
7	\$1,333.50
8	\$1,483.50
Each additional member	+\$150.00

I. Food Stamp Benefit Calculation

31. Monthly Net Food Stamp Income: Multiply the amount on line 28 by 2. I.		
32. Allotment: Refer to tables on forms W-129F/W-129FF using income from line 31 and household size from box H (Number Eligible) on page 1 of this form.		
33. Recoupment Amount: Enter the recoupment amount, if none, enter zero (0).		
34. Allotment after Recoupment: Subtract line 33 from line 32.		

Authorized by _____

Date _____

Cálculo de Presupuesto de Cupones para Alimentos (CA – SSI/Ancianos/Incapacitados)*

Vigente el 1ro de octubre, 2008

*El hogar tiene que contener por lo menos un miembro en SSI/anciano (60 años de edad o más) o incapacitado para usar este formulario.

Núm. del Centro de Trabajo:	Nombre del Caso:	Categoría del Caso/Núm.:
Otra(s) Persona(s) con Derecho a Pagos:	Nombre:	Categoría (Sufijo 2):

Composición del Domicilio:

(A) Sin CA Sin SSI Vet./SS	(B) Sin CA Sin SSI 59 Años de Edad o Menos	(C) Sin CA Sin SSI 60 Años de Edad o Mayor	(D) Número de Personas en SSI	(E) Número de Personas en CA	(F) Número Total de Personas en el Hogar	(G) Número de Personas Inelegibles	(H) Número de Personas Elegibles

A. Ingreso – Anote las Cantidades Quincenales. No redondee las cantidades.

1. Ingreso Salarial Quincenal Bruto	\$	
2. Ingreso Neto Quincenal de Huésped/Inquilino o Huésped		
3. Sume las líneas 1 y 2		
4. Concesión Quincenal de CA: Para casos de hotel/albergue de emergencia, incluya la asignación máxima de albergue para el tamaño de la familia en vez del alquiler que se paga actualmente.		
5. Pago de Alquiler Directo Quincenal		
6. Ingreso No Salarial Quincenal Bruto: No anote su ingreso de empleo aquí.		
7. Sume las líneas 3, 4, 5 y 6		
8. Exclusión de Ingreso: (Pago quincenal de manutención de niños obligado por la ley a persona(s) fuera del hogar de Cupones para Alimentos.)		
9. Reste la línea 8 de la línea 7	A.	

Si todos los miembros del hogar reciben SSI, salte las Secciones B y H.

Si el hogar contiene un miembro sancionado o descalificado de Cupones para Alimentos debido a un IPV, salte la Sección B.

B. Prueba del 200% del Ingreso Bruto

<p>10. Anote la cantidad máxima de ingreso bruto que aparece en la tabla correspondiente al tamaño de hogar.</p>	Tabla del 200% Ingreso Bruto	
<p>11. Compare la cantidad anotada en la línea 9 con la cantidad anotada en la línea 10.</p> <p>a) Si la cantidad en la línea 9 es superior a la cantidad en la línea 10, el hogar no cumple el 200% del Límite de Ingreso Bruto. El hogar no es categóricamente elegible y tiene que cumplir la Prueba del 100% del Ingreso Neto de Cupones para Alimentos para ser elegible para beneficios de Cupones para Alimentos. llene el resto del formulario.</p> <p>b) Si la cantidad en la línea 9 es menos o igual a la cantidad en la línea 10, el hogar cumple el 200% del Límite de Ingreso Bruto y es categóricamente elegible para beneficios de Cupones para Alimentos. Salte la Sección H y llene el resto de este formulario.</p>	Tamaño del Hogar	Ingreso Bruto
	1	\$867
	2	\$1,167
	3	\$1,467
	4	\$1,767
	5	\$2,067
	6	\$2,367
	7	\$2,667
	8	\$2,967
	Cada miembro adicional	+\$300

C. Deduciones

12. 20% de la línea 3		
13. Dedución Fija – Quincenal: Seleccione una opción. a) Hogar de 1 – 3 personas \$72.00 b) Hogar de 4 personas \$73.50 c) Hogar de 5 personas \$86.00 d) Hogar de 6 o más personas \$98.50		
14. Gastos Quincenales de Cuidado Infantil/de Dependientes (Utilice el gasto real.)		
15. Recuperación Quincenal Automática: Anote la recuperación quincenal por fraude de cheques duplicados o códigos de ofensa 01–32 y 99 solamente. Para toda otra recuperación automática no anote nada.		
16. Gastos Médicos Quincenales: Reste \$17.50 de la cantidad bruta de gastos médicos quincenales y anote el balance. Si menos de cero (0), anote "0".		
16a. Anote la cantidad superior de las dos siguientes: la Dedución Quincenal de Albergue para Desamparados (\$71.50) o el gasto real.		
17. Sume las líneas 12, 13, 14, 15, 16 y 16a	C.	

D. Ingreso Ajustado

18. Reste C de A: Línea 17 de la línea 9.	D.	\$	
--	-----------	-----------	--

E. Gastos de Albergue

19. Alquiler Real o Hipoteca Quincenal Facturados al Hogar: Para casos de hotel/albergue de emergencia, anote la máxima asignación de albergue permitida para el tamaño de la familia.	\$	
20. Otros Gastos Quincenales de Albergue (Impuestos inmobiliarios, seguros, instalación de servicios de electricidad y/o gas, etc.)		
21. Asignación Quincenal para Servicios de Electricidad y/o Gas: Seleccione la asignación correcta para servicios de electricidad y/o gas (a, b, c o d) y anote la cantidad correcta en la línea que corresponda. a) Anote cero (0) para el código de albergue 23		
b) Con gastos de alquiler o calefacción o aire acondicionado: Anote la asignación quincenal normal de la combinación de calefacción, servicios de electricidad y/o gas y de teléfono de \$288.50. No se requiere documentación para los códigos de refugio: 01, 02, 03, 11, 15, 16, 20, 24, 25, 26, 27, 28, 29, 30, 31, 32, 38, 39, 40, 41, 42, 43 y 44.		
c) Con gastos de servicios de electricidad y/o gas solamente: (sin gastos de alquiler, calefacción o aire acondicionado): Anote la deducción normal de la combinación de servicios de electricidad y gas y teléfono de \$128. Todos los códigos de albergues, <u>excepto</u> 06, 11, 13, 14, 15, 16, 17, 23, 27, 28, 29, 30, 31, 32, 33, 34, 35, 42 y 43 tienen derecho a esta asignación si se proporciona documentación de gastos de servicios de electricidad y/o gas.		
d) Con gastos de teléfono solamente (para hogares que no son elegibles para calefacción/aire acondicionado o SUA excepto el código de albergue 23): Anote \$16.50.		
22. Sume las líneas 19, 20 y 21b o 21c o 21d	E.	

F. Deduciones de Albergue en Exceso

23. Anote D (Costos de Albergue): Cantidad de la línea 22.	\$	
24. Anote 1/2 (la mitad) de D (Ingreso Ajustado): Anote 1/2 de la cantidad en la línea 18.		
25. Gastos de Albergue en Exceso: Reste la línea 24 de la línea 23. Si la cantidad de la línea 23 es menor que la de la línea 24, anote cero (0).	F.	

G. Ingreso Neto Quincenal de Cupones para Alimentos

26. Anote D (Ingreso Ajustado): Anote la cantidad en la línea 18.	\$	
27. Anote F (Deducción de Albergue en Exceso): Anote la cantidad en la línea 25.		
28. Ingreso Neto Quincenal de Cupones para Alimentos: Reste la línea 27 de la línea 26.	G.	

H. Prueba del 100% del Ingreso Neto Quincenal

Si el hogar es categóricamente elegible, salte esta prueba y vaya directamente a los Cálculos de Beneficios de Cupones para Alimentos.

29. Anote la cantidad del Ingreso Neto Quincenal que aparece en la tabla, para el tamaño del hogar.																							
30. Compare la cantidad de la línea 28 con la cantidad anotada en la línea 29.																							
<p>a) Si la cantidad de la línea 28 es superior a la cantidad de la línea 29, el hogar es inelegible para beneficios de Cupones para Alimentos. Pare aquí, Marque la casilla Inelegible</p> <p>b) Si la cantidad de la línea 28 es menos o igual a la cantidad de la línea 29, el hogar cumple el 100% de la Prueba de Ingreso Neto mensual. Marque la casilla Elegible y llene la Sección I.</p>	<input type="checkbox"/> Inelegible	<input type="checkbox"/> Elegible	<table border="1"> <thead> <tr> <th>Tamaño del Hogar</th> <th>100% del Ingreso Neto Quincenal</th> </tr> </thead> <tbody> <tr><td>1</td><td>\$433.50</td></tr> <tr><td>2</td><td>\$583.50</td></tr> <tr><td>3</td><td>\$733.50</td></tr> <tr><td>4</td><td>\$883.50</td></tr> <tr><td>5</td><td>\$1,033.50</td></tr> <tr><td>6</td><td>\$1,183.50</td></tr> <tr><td>7</td><td>\$1,333.50</td></tr> <tr><td>8</td><td>\$1,483.50</td></tr> <tr><td>Cada miembro adicional</td><td>+\$150.00</td></tr> </tbody> </table>	Tamaño del Hogar	100% del Ingreso Neto Quincenal	1	\$433.50	2	\$583.50	3	\$733.50	4	\$883.50	5	\$1,033.50	6	\$1,183.50	7	\$1,333.50	8	\$1,483.50	Cada miembro adicional	+\$150.00
Tamaño del Hogar	100% del Ingreso Neto Quincenal																						
1	\$433.50																						
2	\$583.50																						
3	\$733.50																						
4	\$883.50																						
5	\$1,033.50																						
6	\$1,183.50																						
7	\$1,333.50																						
8	\$1,483.50																						
Cada miembro adicional	+\$150.00																						

I. Cálculo de Beneficios de Cupones para Alimentos

31. Ingreso Neto Mensual de Cupones para Alimentos: Multiplique la Cantidad de la línea 28 por 2.	I.	
32. Porción: Refiérase a las tablas que se encuentran en los Formularios W-129F/W-129FF usando el ingreso de la línea 31 y el tamaño del hogar de la casilla H (Número Elegible) en la página 1 de este formulario.		
33. Cantidad Recuperada: Anote la cantidad recuperada. De no haberla, anote cero (0).		
34. Porción restante después de la cantidad Recuperada: Reste la línea 33 de la línea 32.		

Autorizado por _____

Fecha _____

SCHEDULE
Schedule of
Food Stamp Issuance
Effective October 1, 2008

(Households of One to Ten Persons)

How to Determine Monthly Food Stamp Allotment

To manually determine a household's monthly Food Stamp allotment:

Calculate the household's net monthly income using the Monthly Food Stamp Budget Worksheet (NCA) (**W-122A**), Monthly Food Stamp Budget Worksheet — NCA (SSI/Aged/Disabled) (**W-122AA**), Monthly Food Stamp Budget Worksheet (CA) (**W-122D**), or the Food Stamp Budget Worksheet (CA — SSI/Aged/Disabled) (**W-122DD**), as appropriate and

Find the Food Stamp allotment by reading in the **W-129F** (for household sizes **one** to **ten**) or the **W-129FF** (for household sizes **eleven** to **twenty**) down to the appropriate income and across the appropriate household size.

Persons in household sizes **one** and **two** who are eligible for food stamps will be eligible for benefits of at least \$14.

To calculate the Food Stamp allotment manually for household sizes **21** and larger:

- Add \$132 for each additional person over **20** persons to the maximum allotment for a household of **20** persons to get the maximum allotment for the household size;
- Multiply the household's net monthly income by 30 percent and round the product up to the next whole dollar if it ends in cents;
- Subtract the product (30 percent of net monthly income) from the maximum allotment for the household size.
- If the calculation results in \$1, \$3, or \$5, round up the amount to \$2, \$4, or \$6, respectively.

Basis of Coupon Issuance
 October 1, 2008
 Coupon Allotments by Household Size
 Number of Persons in the Household

Monthly Net Income	Coupon / EBT Allotments by Household Size									
	Number of Persons in the Household									
	1 Person	2 Persons	3 Persons	4 Persons	5 Persons	6 Persons	7 Persons	8 Persons	9 Persons	10 Persons
0 - 0	176	323	463	588	698	838	926	1058	1190	1322
1 - 3	175	322	462	587	697	837	925	1057	1189	1321
4 - 6	174	321	461	586	696	836	924	1056	1188	1320
7 - 10	173	320	460	585	695	835	923	1055	1187	1319
11 - 13	172	319	459	584	694	834	922	1054	1186	1318
14 - 16	171	318	458	583	693	833	921	1053	1185	1317
17 - 20	170	317	457	582	692	832	920	1052	1184	1316
21 - 23	169	316	456	581	691	831	919	1051	1183	1315
24 - 26	168	315	455	580	690	830	918	1050	1182	1314
27 - 30	167	314	454	579	689	829	917	1049	1181	1313
31 - 33	166	313	453	578	688	828	916	1048	1180	1312
34 - 36	165	312	452	577	687	827	915	1047	1179	1311
37 - 40	164	311	451	576	686	826	914	1046	1178	1310
41 - 43	163	310	450	575	685	825	913	1045	1177	1309
44 - 46	162	309	449	574	684	824	912	1044	1176	1308
47 - 50	161	308	448	573	683	823	911	1043	1175	1307
51 - 53	160	307	447	572	682	822	910	1042	1174	1306
54 - 56	159	306	446	571	681	821	909	1041	1173	1305
57 - 60	158	305	445	570	680	820	908	1040	1172	1304
61 - 63	157	304	444	569	679	819	907	1039	1171	1303
64 - 66	156	303	443	568	678	818	906	1038	1170	1302
67 - 70	155	302	442	567	677	817	905	1037	1169	1301
71 - 73	154	301	441	566	676	816	904	1036	1168	1300
74 - 76	153	300	440	565	675	815	903	1035	1167	1299
77 - 80	152	299	439	564	674	814	902	1034	1166	1298
81 - 83	151	298	438	563	673	813	901	1033	1165	1297
84 - 86	150	297	437	562	672	812	900	1032	1164	1296
87 - 90	149	296	436	561	671	811	899	1031	1163	1295
91 - 93	148	295	435	560	670	810	898	1030	1162	1294
94 - 96	147	294	434	559	669	809	897	1029	1161	1293
97 - 100	146	293	433	558	668	808	896	1028	1160	1292
101 - 103	145	292	432	557	667	807	895	1027	1159	1291
104 - 106	144	291	431	556	666	806	894	1026	1158	1290
107 - 110	143	290	430	555	665	805	893	1025	1157	1289

Basis of Coupon Issuance
 October 1, 2008
 Coupon Allotments by Household Size
 Number of Persons in the Household

Monthly Net Income	Coupon / EBT Allotments by Household Size									
	Number of Persons in the Household									
	1 Person	2 Persons	3 Persons	4 Persons	5 Persons	6 Persons	7 Persons	8 Persons	9 Persons	10 Persons
111 - 113	142	289	429	554	664	804	892	1024	1156	1288
114 - 116	141	288	428	553	663	803	891	1023	1155	1287
117 - 120	140	287	427	552	662	802	890	1022	1154	1286
121 - 123	139	286	426	551	661	801	889	1021	1153	1285
124 - 126	138	285	425	550	660	800	888	1020	1152	1284
127 - 130	137	284	424	549	659	799	887	1019	1151	1283
131 - 133	136	283	423	548	658	798	886	1018	1150	1282
134 - 136	135	282	422	547	657	797	885	1017	1149	1281
137 - 140	134	281	421	546	656	796	884	1016	1148	1280
141 - 143	133	280	420	545	655	795	883	1015	1147	1279
144 - 146	132	279	419	544	654	794	882	1014	1146	1278
147 - 150	131	278	418	543	653	793	881	1013	1145	1277
151 - 153	130	277	417	542	652	792	880	1012	1144	1276
154 - 156	129	276	416	541	651	791	879	1011	1143	1275
157 - 160	128	275	415	540	650	790	878	1010	1142	1274
161 - 163	127	274	414	539	649	789	877	1009	1141	1273
164 - 166	126	273	413	538	648	788	876	1008	1140	1272
167 - 170	125	272	412	537	647	787	875	1007	1139	1271
171 - 173	124	271	411	536	646	786	874	1006	1138	1270
174 - 176	123	270	410	535	645	785	873	1005	1137	1269
177 - 180	122	269	409	534	644	784	872	1004	1136	1268
181 - 183	121	268	408	533	643	783	871	1003	1135	1267
184 - 186	120	267	407	532	642	782	870	1002	1134	1266
187 - 190	119	266	406	531	641	781	869	1001	1133	1265
191 - 193	118	265	405	530	640	780	868	1000	1132	1264
194 - 196	117	264	404	529	639	779	867	999	1131	1263
197 - 200	116	263	403	528	638	778	866	998	1130	1262
201 - 203	115	262	402	527	637	777	865	997	1129	1261
204 - 206	114	261	401	526	636	776	864	996	1128	1260
207 - 210	113	260	400	525	635	775	863	995	1127	1259
211 - 213	112	259	399	524	634	774	862	994	1126	1258
214 - 216	111	258	398	523	633	773	861	993	1125	1257
217 - 220	110	257	397	522	632	772	860	992	1124	1256
221 - 223	109	256	396	521	631	771	859	991	1123	1255
224 - 226	108	255	395	520	630	770	858	990	1122	1254
227 - 230	107	254	394	519	629	769	857	989	1121	1253

Basis of Coupon Issuance
 October 1, 2008
 Coupon Allotments by Household Size
 Number of Persons in the Household

Monthly Net Income	Coupon / EBT Allotments by Household Size									
	Number of Persons in the Household									
	1 Person	2 Persons	3 Persons	4 Persons	5 Persons	6 Persons	7 Persons	8 Persons	9 Persons	10 Persons
231 - 233	106	253	393	518	628	768	856	988	1120	1252
234 - 236	105	252	392	517	627	767	855	987	1119	1251
237 - 240	104	251	391	516	626	766	854	986	1118	1250
241 - 243	103	250	390	515	625	765	853	985	1117	1249
244 - 246	102	249	389	514	624	764	852	984	1116	1248
247 - 250	101	248	388	513	623	763	851	983	1115	1247
251 - 253	100	247	387	512	622	762	850	982	1114	1246
254 - 256	99	246	386	511	621	761	849	981	1113	1245
257 - 260	98	245	385	510	620	760	848	980	1112	1244
261 - 263	97	244	384	509	619	759	847	979	1111	1243
264 - 266	96	243	383	508	618	758	846	978	1110	1242
267 - 270	95	242	382	507	617	757	845	977	1109	1241
271 - 273	94	241	381	506	616	756	844	976	1108	1240
274 - 276	93	240	380	505	615	755	843	975	1107	1239
277 - 280	92	239	379	504	614	754	842	974	1106	1238
281 - 283	91	238	378	503	613	753	841	973	1105	1237
284 - 286	90	237	377	502	612	752	840	972	1104	1236
287 - 290	89	236	376	501	611	751	839	971	1103	1235
291 - 293	88	235	375	500	610	750	838	970	1102	1234
294 - 296	87	234	374	499	609	749	837	969	1101	1233
297 - 300	86	233	373	498	608	748	836	968	1100	1232
301 - 303	85	232	372	497	607	747	835	967	1099	1231
304 - 306	84	231	371	496	606	746	834	966	1098	1230
307 - 310	83	230	370	495	605	745	833	965	1097	1229
311 - 313	82	229	369	494	604	744	832	964	1096	1228
314 - 316	81	228	368	493	603	743	831	963	1095	1227
317 - 320	80	227	367	492	602	742	830	962	1094	1226
321 - 323	79	226	366	491	601	741	829	961	1093	1225
324 - 326	78	225	365	490	600	740	828	960	1092	1224
327 - 330	77	224	364	489	599	739	827	959	1091	1223
331 - 333	76	223	363	488	598	738	826	958	1090	1222
334 - 336	75	222	362	487	597	737	825	957	1089	1221
337 - 340	74	221	361	486	596	736	824	956	1088	1220
341 - 343	73	220	360	485	595	735	823	955	1087	1219
344 - 346	72	219	359	484	594	734	822	954	1086	1218

Basis of Coupon Issuance
 October 1, 2008
 Coupon Allotments by Household Size
 Number of Persons in the Household

Monthly Net Income	Coupon / EBT Allotments by Household Size									
	Number of Persons in the Household									
	1 Person	2 Persons	3 Persons	4 Persons	5 Persons	6 Persons	7 Persons	8 Persons	9 Persons	10 Persons
347 - 350	71	218	358	483	593	733	821	953	1085	1217
351 - 353	70	217	357	482	592	732	820	952	1084	1216
354 - 356	69	216	356	481	591	731	819	951	1083	1215
357 - 360	68	215	355	480	590	730	818	950	1082	1214
361 - 363	67	214	354	479	589	729	817	949	1081	1213
364 - 366	66	213	353	478	588	728	816	948	1080	1212
367 - 370	65	212	352	477	587	727	815	947	1079	1211
371 - 373	64	211	351	476	586	726	814	946	1078	1210
374 - 376	63	210	350	475	585	725	813	945	1077	1209
377 - 380	62	209	349	474	584	724	812	944	1076	1208
381 - 383	61	208	348	473	583	723	811	943	1075	1207
384 - 386	60	207	347	472	582	722	810	942	1074	1206
387 - 390	59	206	346	471	581	721	809	941	1073	1205
391 - 393	58	205	345	470	580	720	808	940	1072	1204
394 - 396	57	204	344	469	579	719	807	939	1071	1203
397 - 400	56	203	343	468	578	718	806	938	1070	1202
401 - 403	55	202	342	467	577	717	805	937	1069	1201
404 - 406	54	201	341	466	576	716	804	936	1068	1200
407 - 410	53	200	340	465	575	715	803	935	1067	1199
411 - 413	52	199	339	464	574	714	802	934	1066	1198
414 - 416	51	198	338	463	573	713	801	933	1065	1197
417 - 420	50	197	337	462	572	712	800	932	1064	1196
421 - 423	49	196	336	461	571	711	799	931	1063	1195
424 - 426	48	195	335	460	570	710	798	930	1062	1194
427 - 430	47	194	334	459	569	709	797	929	1061	1193
431 - 433	46	193	333	458	568	708	796	928	1060	1192
434 - 436	45	192	332	457	567	707	795	927	1059	1191
437 - 440	44	191	331	456	566	706	794	926	1058	1190
441 - 443	43	190	330	455	565	705	793	925	1057	1189
444 - 446	42	189	329	454	564	704	792	924	1056	1188
447 - 450	41	188	328	453	563	703	791	923	1055	1187
451 - 453	40	187	327	452	562	702	790	922	1054	1186
454 - 456	39	186	326	451	561	701	789	921	1053	1185
457 - 460	38	185	325	450	560	700	788	920	1052	1184
461 - 463	37	184	324	449	559	699	787	919	1051	1183

Basis of Coupon Issuance
 October 1, 2008
 Coupon Allotments by Household Size
 Number of Persons in the Household

Monthly Net Income	Coupon / EBT Allotments by Household Size									
	Number of Persons in the Household									
	1 Person	2 Persons	3 Persons	4 Persons	5 Persons	6 Persons	7 Persons	8 Persons	9 Persons	10 Persons
464 - 466	36	183	323	448	558	698	786	918	1050	1182
467 - 470	35	182	322	447	557	697	785	917	1049	1181
471 - 473	34	181	321	446	556	696	784	916	1048	1180
474 - 476	33	180	320	445	555	695	783	915	1047	1179
477 - 480	32	179	319	444	554	694	782	914	1046	1178
481 - 483	31	178	318	443	553	693	781	913	1045	1177
484 - 486	30	177	317	442	552	692	780	912	1044	1176
487 - 490	29	176	316	441	551	691	779	911	1043	1175
491 - 493	28	175	315	440	550	690	778	910	1042	1174
494 - 496	27	174	314	439	549	689	777	909	1041	1173
497 - 500	26	173	313	438	548	688	776	908	1040	1172
501 - 503	25	172	312	437	547	687	775	907	1039	1171
504 - 506	24	171	311	436	546	686	774	906	1038	1170
507 - 510	23	170	310	435	545	685	773	905	1037	1169
511 - 513	22	169	309	434	544	684	772	904	1036	1168
514 - 516	21	168	308	433	543	683	771	903	1035	1167
517 - 520	20	167	307	432	542	682	770	902	1034	1166
521 - 523	19	166	306	431	541	681	769	901	1033	1165
524 - 526	18	165	305	430	540	680	768	900	1032	1164
527 - 530	17	164	304	429	539	679	767	899	1031	1163
531 - 533	16	163	303	428	538	678	766	898	1030	1162
534 - 536	15	162	302	427	537	677	765	897	1029	1161
537 - 540	14	161	301	426	536	676	764	896	1028	1160
541 - 543	14	160	300	425	535	675	763	895	1027	1159
544 - 546	14	159	299	424	534	674	762	894	1026	1158
547 - 550	14	158	298	423	533	673	761	893	1025	1157
551 - 553	14	157	297	422	532	672	760	892	1024	1156
554 - 556	14	156	296	421	531	671	759	891	1023	1155
557 - 560	14	155	295	420	530	670	758	890	1022	1154
561 - 563	14	154	294	419	529	669	757	889	1021	1153
564 - 566	14	153	293	418	528	668	756	888	1020	1152
567 - 570	14	152	292	417	527	667	755	887	1019	1151
571 - 573	14	151	291	416	526	666	754	886	1018	1150
574 - 576	14	150	290	415	525	665	753	885	1017	1149
577 - 580	14	149	289	414	524	664	752	884	1016	1148

Basis of Coupon Issuance
 October 1, 2008
 Coupon Allotments by Household Size
 Number of Persons in the Household

Monthly Net Income	Coupon / EBT Allotments by Household Size									
	Number of Persons in the Household									
	1 Person	2 Persons	3 Persons	4 Persons	5 Persons	6 Persons	7 Persons	8 Persons	9 Persons	10 Persons
581 - 583	14	148	288	413	523	663	751	883	1015	1147
584 - 586	14	147	287	412	522	662	750	882	1014	1146
587 - 590	14	146	286	411	521	661	749	881	1013	1145
591 - 593	14	145	285	410	520	660	748	880	1012	1144
594 - 596	14	144	284	409	519	659	747	879	1011	1143
597 - 600	14	143	283	408	518	658	746	878	1010	1142
601 - 603	14	142	282	407	517	657	745	877	1009	1141
604 - 606	14	141	281	406	516	656	744	876	1008	1140
607 - 610	14	140	280	405	515	655	743	875	1007	1139
611 - 613	14	139	279	404	514	654	742	874	1006	1138
614 - 616	14	138	278	403	513	653	741	873	1005	1137
617 - 620	14	137	277	402	512	652	740	872	1004	1136
621 - 623	14	136	276	401	511	651	739	871	1003	1135
624 - 626	14	135	275	400	510	650	738	870	1002	1134
627 - 630	14	134	274	399	509	649	737	869	1001	1133
631 - 633	14	133	273	398	508	648	736	868	1000	1132
634 - 636	14	132	272	397	507	647	735	867	999	1131
637 - 640	14	131	271	396	506	646	734	866	998	1130
641 - 643	14	130	270	395	505	645	733	865	997	1129
644 - 646	14	129	269	394	504	644	732	864	996	1128
647 - 650	14	128	268	393	503	643	731	863	995	1127
651 - 653	14	127	267	392	502	642	730	862	994	1126
654 - 656	14	126	266	391	501	641	729	861	993	1125
657 - 660	14	125	265	390	500	640	728	860	992	1124
661 - 663	14	124	264	389	499	639	727	859	991	1123
664 - 666	14	123	263	388	498	638	726	858	990	1122
667 - 670	14	122	262	387	497	637	725	857	989	1121
671 - 673	14	121	261	386	496	636	724	856	988	1120
674 - 676	14	120	260	385	495	635	723	855	987	1119
677 - 680	14	119	259	384	494	634	722	854	986	1118
681 - 683	14	118	258	383	493	633	721	853	985	1117
684 - 686	14	117	257	382	492	632	720	852	984	1116
687 - 690	14	116	256	381	491	631	719	851	983	1115
691 - 693	14	115	255	380	490	630	718	850	982	1114
694 - 696	14	114	254	379	489	629	717	849	981	1113

Basis of Coupon Issuance
October 1, 2008
Coupon Allotments by Household Size
Number of Persons in the Household

Monthly Net Income	Coupon / EBT Allotments by Household Size									
	Number of Persons in the Household									
	1 Person	2 Persons	3 Persons	4 Persons	5 Persons	6 Persons	7 Persons	8 Persons	9 Persons	10 Persons
697 - 700	14	113	253	378	488	628	716	848	980	1112
701 - 703	14	112	252	377	487	627	715	847	979	1111
704 - 706	14	111	251	376	486	626	714	846	978	1110
707 - 710	14	110	250	375	485	625	713	845	977	1109
711 - 713	14	109	249	374	484	624	712	844	976	1108
714 - 716	14	108	248	373	483	623	711	843	975	1107
717 - 720	14	107	247	372	482	622	710	842	974	1106
721 - 723	14	106	246	371	481	621	709	841	973	1105
724 - 726	14	105	245	370	480	620	708	840	972	1104
727 - 730	14	104	244	369	479	619	707	839	971	1103
731 - 733	14	103	243	368	478	618	706	838	970	1102
734 - 736	14	102	242	367	477	617	705	837	969	1101
737 - 740	14	101	241	366	476	616	704	836	968	1100
741 - 743	14	100	240	365	475	615	703	835	967	1099
744 - 746	14	99	239	364	474	614	702	834	966	1098
747 - 750	14	98	238	363	473	613	701	833	965	1097
751 - 753	14	97	237	362	472	612	700	832	964	1096
754 - 756	14	96	236	361	471	611	699	831	963	1095
757 - 760	14	95	235	360	470	610	698	830	962	1094
761 - 763	14	94	234	359	469	609	697	829	961	1093
764 - 766	14	93	233	358	468	608	696	828	960	1092
767 - 770	14	92	232	357	467	607	695	827	959	1091
771 - 773	14	91	231	356	466	606	694	826	958	1090
774 - 776	14	90	230	355	465	605	693	825	957	1089
777 - 780	14	89	229	354	464	604	692	824	956	1088
781 - 783	14	88	228	353	463	603	691	823	955	1087
784 - 786	14	87	227	352	462	602	690	822	954	1086
787 - 790	14	86	226	351	461	601	689	821	953	1085
791 - 793	14	85	225	350	460	600	688	820	952	1084
794 - 796	14	84	224	349	459	599	687	819	951	1083
797 - 800	14	83	223	348	458	598	686	818	950	1082
801 - 803	14	82	222	347	457	597	685	817	949	1081
804 - 806	14	81	221	346	456	596	684	816	948	1080
807 - 810	14	80	220	345	455	595	683	815	947	1079
811 - 813	14	79	219	344	454	594	682	814	946	1078

Basis of Coupon Issuance
 October 1, 2008
 Coupon Allotments by Household Size
 Number of Persons in the Household

Monthly Net Income	Coupon / EBT Allotments by Household Size									
	Number of Persons in the Household									
	1 Person	2 Persons	3 Persons	4 Persons	5 Persons	6 Persons	7 Persons	8 Persons	9 Persons	10 Persons
814 - 816	14	78	218	343	453	593	681	813	945	1077
817 - 820	14	77	217	342	452	592	680	812	944	1076
821 - 823	14	76	216	341	451	591	679	811	943	1075
824 - 826	14	75	215	340	450	590	678	810	942	1074
827 - 830	14	74	214	339	449	589	677	809	941	1073
831 - 833	14	73	213	338	448	588	676	808	940	1072
834 - 836	14	72	212	337	447	587	675	807	939	1071
837 - 840	14	71	211	336	446	586	674	806	938	1070
841 - 843	14	70	210	335	445	585	673	805	937	1069
844 - 846	14	69	209	334	444	584	672	804	936	1068
847 - 850	14	68	208	333	443	583	671	803	935	1067
851 - 853	14	67	207	332	442	582	670	802	934	1066
854 - 856	14	66	206	331	441	581	669	801	933	1065
857 - 860	14	65	205	330	440	580	668	800	932	1064
861 - 863	14	64	204	329	439	579	667	799	931	1063
864 - 866	14	63	203	328	438	578	666	798	930	1062
867 - 870	14	62	202	327	437	577	665	797	929	1061
871 - 873	14	61	201	326	436	576	664	796	928	1060
874 - 876	14	60	200	325	435	575	663	795	927	1059
877 - 880	14	59	199	324	434	574	662	794	926	1058
881 - 883	14	58	198	323	433	573	661	793	925	1057
884 - 886	14	57	197	322	432	572	660	792	924	1056
887 - 890	14	56	196	321	431	571	659	791	923	1055
891 - 893	14	55	195	320	430	570	658	790	922	1054
894 - 896	14	54	194	319	429	569	657	789	921	1053
897 - 900	14	53	193	318	428	568	656	788	920	1052
901 - 903	14	52	192	317	427	567	655	787	919	1051
904 - 906	14	51	191	316	426	566	654	786	918	1050
907 - 910	14	50	190	315	425	565	653	785	917	1049
911 - 913	14	49	189	314	424	564	652	784	916	1048
914 - 916	14	48	188	313	423	563	651	783	915	1047
917 - 920	14	47	187	312	422	562	650	782	914	1046
921 - 923	14	46	186	311	421	561	649	781	913	1045
924 - 926	14	45	185	310	420	560	648	780	912	1044
927 - 930	14	44	184	309	419	559	647	779	911	1043

Basis of Coupon Issuance
 October 1, 2008
 Coupon Allotments by Household Size
 Number of Persons in the Household

Monthly Net Income	Coupon / EBT Allotments by Household Size									
	Number of Persons in the Household									
	1 Person	2 Persons	3 Persons	4 Persons	5 Persons	6 Persons	7 Persons	8 Persons	9 Persons	10 Persons
931 - 933	14	43	183	308	418	558	646	778	910	1042
934 - 936	14	42	182	307	417	557	645	777	909	1041
937 - 940	14	41	181	306	416	556	644	776	908	1040
941 - 943	14	40	180	305	415	555	643	775	907	1039
944 - 946	14	39	179	304	414	554	642	774	906	1038
947 - 950	14	38	178	303	413	553	641	773	905	1037
951 - 953	14	37	177	302	412	552	640	772	904	1036
954 - 956	14	36	176	301	411	551	639	771	903	1035
957 - 960	14	35	175	300	410	550	638	770	902	1034
961 - 963	14	34	174	299	409	549	637	769	901	1033
964 - 966	14	33	173	298	408	548	636	768	900	1032
967 - 970	14	32	172	297	407	547	635	767	899	1031
971 - 973	14	31	171	296	406	546	634	766	898	1030
974 - 976	14	30	170	295	405	545	633	765	897	1029
977 - 980	14	29	169	294	404	544	632	764	896	1028
981 - 983	14	28	168	293	403	543	631	763	895	1027
984 - 986	14	27	167	292	402	542	630	762	894	1026
987 - 990	14	26	166	291	401	541	629	761	893	1025
991 - 993	14	25	165	290	400	540	628	760	892	1024
994 - 996	14	24	164	289	399	539	627	759	891	1023
997 - 1000	14	23	163	288	398	538	626	758	890	1022
1001 - 1003	14	22	162	287	397	537	625	757	889	1021
1004 - 1006	14	21	161	286	396	536	624	756	888	1020
1007 - 1010	14	20	160	285	395	535	623	755	887	1019
1011 - 1013	14	19	159	284	394	534	622	754	886	1018
1014 - 1016	14	18	158	283	393	533	621	753	885	1017
1017 - 1020	14	17	157	282	392	532	620	752	884	1016
1021 - 1023	14	16	156	281	391	531	619	751	883	1015
1024 - 1026	14	15	155	280	390	530	618	750	882	1014
1027 - 1030	14	14	154	279	389	529	617	749	881	1013
1031 - 1033	14	14	153	278	388	528	616	748	880	1012
1034 - 1036	14	14	152	277	387	527	615	747	879	1011
1037 - 1040	14	14	151	276	386	526	614	746	878	1010
1041 - 1043	14	14	150	275	385	525	613	745	877	1009
1044 - 1046	14	14	149	274	384	524	612	744	876	1008
1047 - 1050	14	14	148	273	383	523	611	743	875	1007

Basis of Coupon Issuance
 October 1, 2008
 Coupon Allotments by Household Size
 Number of Persons in the Household

Monthly Net Income	Coupon / EBT Allotments by Household Size									
	Number of Persons in the Household									
	1 Person	2 Persons	3 Persons	4 Persons	5 Persons	6 Persons	7 Persons	8 Persons	9 Persons	10 Persons
1051 - 1053	14	14	147	272	382	522	610	742	874	1006
1054 - 1056	14	14	146	271	381	521	609	741	873	1005
1057 - 1060	14	14	145	270	380	520	608	740	872	1004
1061 - 1063	14	14	144	269	379	519	607	739	871	1003
1064 - 1066	14	14	143	268	378	518	606	738	870	1002
1067 - 1070	14	14	142	267	377	517	605	737	869	1001
1071 - 1073	14	14	141	266	376	516	604	736	868	1000
1074 - 1076	14	14	140	265	375	515	603	735	867	999
1077 - 1080	14	14	139	264	374	514	602	734	866	998
1081 - 1083	14	14	138	263	373	513	601	733	865	997
1084 - 1086	14	14	137	262	372	512	600	732	864	996
1087 - 1090	14	14	136	261	371	511	599	731	863	995
1091 - 1093	14	14	135	260	370	510	598	730	862	994
1094 - 1096	14	14	134	259	369	509	597	729	861	993
1097 - 1100	14	14	133	258	368	508	596	728	860	992
1101 - 1103	14	14	132	257	367	507	595	727	859	991
1104 - 1106	14	14	131	256	366	506	594	726	858	990
1107 - 1110	14	14	130	255	365	505	593	725	857	989
1111 - 1113	14	14	129	254	364	504	592	724	856	988
1114 - 1116	14	14	128	253	363	503	591	723	855	987
1117 - 1120	14	14	127	252	362	502	590	722	854	986
1121 - 1123	14	14	126	251	361	501	589	721	853	985
1124 - 1126	14	14	125	250	360	500	588	720	852	984
1127 - 1130	14	14	124	249	359	499	587	719	851	983
1131 - 1133	14	14	123	248	358	498	586	718	850	982
1134 - 1136	14	14	122	247	357	497	585	717	849	981
1137 - 1140	14	14	121	246	356	496	584	716	848	980
1141 - 1143	14	14	120	245	355	495	583	715	847	979
1144 - 1146	14	14	119	244	354	494	582	714	846	978
1147 - 1150	14	14	118	243	353	493	581	713	845	977
1151 - 1153	14	14	117	242	352	492	580	712	844	976
1154 - 1156	14	14	116	241	351	491	579	711	843	975
1157 - 1160	14	14	115	240	350	490	578	710	842	974
1161 - 1163	14	14	114	239	349	489	577	709	841	973
1164 - 1166	14	14	113	238	348	488	576	708	840	972

Basis of Coupon Issuance
 October 1, 2008
 Coupon Allotments by Household Size
 Number of Persons in the Household

Monthly Net Income	Coupon / EBT Allotments by Household Size									
	Number of Persons in the Household									
	1 Person	2 Persons	3 Persons	4 Persons	5 Persons	6 Persons	7 Persons	8 Persons	9 Persons	10 Persons
1167 - 1170	14	14	112	237	347	487	575	707	839	971
1171 - 1173	14	14	111	236	346	486	574	706	838	970
1174 - 1176	14	14	110	235	345	485	573	705	837	969
1177 - 1180	14	14	109	234	344	484	572	704	836	968
1181 - 1183	14	14	108	233	343	483	571	703	835	967
1184 - 1186	14	14	107	232	342	482	570	702	834	966
1187 - 1190	14	14	106	231	341	481	569	701	833	965
1191 - 1193	14	14	105	230	340	480	568	700	832	964
1194 - 1196	14	14	104	229	339	479	567	699	831	963
1197 - 1200	14	14	103	228	338	478	566	698	830	962
1201 - 1203	14	14	102	227	337	477	565	697	829	961
1204 - 1206	14	14	101	226	336	476	564	696	828	960
1207 - 1210	14	14	100	225	335	475	563	695	827	959
1211 - 1213	14	14	99	224	334	474	562	694	826	958
1214 - 1216	14	14	98	223	333	473	561	693	825	957
1217 - 1220	14	14	97	222	332	472	560	692	824	956
1221 - 1223	14	14	96	221	331	471	559	691	823	955
1224 - 1226	14	14	95	220	330	470	558	690	822	954
1227 - 1230	14	14	94	219	329	469	557	689	821	953
1231 - 1233	14	14	93	218	328	468	556	688	820	952
1234 - 1236	14	14	92	217	327	467	555	687	819	951
1237 - 1240	14	14	91	216	326	466	554	686	818	950
1241 - 1243	14	14	90	215	325	465	553	685	817	949
1244 - 1246	14	14	89	214	324	464	552	684	816	948
1247 - 1250	14	14	88	213	323	463	551	683	815	947
1251 - 1253	14	14	87	212	322	462	550	682	814	946
1254 - 1256	14	14	86	211	321	461	549	681	813	945
1257 - 1260	14	14	85	210	320	460	548	680	812	944
1261 - 1263	14	14	84	209	319	459	547	679	811	943
1264 - 1266	14	14	83	208	318	458	546	678	810	942
1267 - 1270	14	14	82	207	317	457	545	677	809	941
1271 - 1273	14	14	81	206	316	456	544	676	808	940
1274 - 1276	14	14	80	205	315	455	543	675	807	939
1277 - 1280	14	14	79	204	314	454	542	674	806	938
1281 - 1283	14	14	78	203	313	453	541	673	805	937

Basis of Coupon Issuance
 October 1, 2008
 Coupon Allotments by Household Size
 Number of Persons in the Household

Monthly Net Income	Coupon / EBT Allotments by Household Size									
	Number of Persons in the Household									
	1 Person	2 Persons	3 Persons	4 Persons	5 Persons	6 Persons	7 Persons	8 Persons	9 Persons	10 Persons
1284 - 1286	14	14	77	202	312	452	540	672	804	936
1287 - 1290	14	14	76	201	311	451	539	671	803	935
1291 - 1293	14	14	75	200	310	450	538	670	802	934
1294 - 1296	14	14	74	199	309	449	537	669	801	933
1297 - 1300	14	14	73	198	308	448	536	668	800	932
1301 - 1303	14	14	72	197	307	447	535	667	799	931
1304 - 1306	14	14	71	196	306	446	534	666	798	930
1307 - 1310	14	14	70	195	305	445	533	665	797	929
1311 - 1313	14	14	69	194	304	444	532	664	796	928
1314 - 1316	14	14	68	193	303	443	531	663	795	927
1317 - 1320	14	14	67	192	302	442	530	662	794	926
1321 - 1323	14	14	66	191	301	441	529	661	793	925
1324 - 1326	14	14	65	190	300	440	528	660	792	924
1327 - 1330	14	14	64	189	299	439	527	659	791	923
1331 - 1333	14	14	63	188	298	438	526	658	790	922
1334 - 1336	14	14	62	187	297	437	525	657	789	921
1337 - 1340	14	14	61	186	296	436	524	656	788	920
1341 - 1343	14	14	60	185	295	435	523	655	787	919
1344 - 1346	14	14	59	184	294	434	522	654	786	918
1347 - 1350	14	14	58	183	293	433	521	653	785	917
1351 - 1353	14	14	57	182	292	432	520	652	784	916
1354 - 1356	14	14	56	181	291	431	519	651	783	915
1357 - 1360	14	14	55	180	290	430	518	650	782	914
1361 - 1363	14	14	54	179	289	429	517	649	781	913
1364 - 1366	14	14	53	178	288	428	516	648	780	912
1367 - 1370	14	14	52	177	287	427	515	647	779	911
1371 - 1373	14	14	51	176	286	426	514	646	778	910
1374 - 1376	14	14	50	175	285	425	513	645	777	909
1377 - 1380	14	14	49	174	284	424	512	644	776	908
1381 - 1383	14	14	48	173	283	423	511	643	775	907
1384 - 1386	14	14	47	172	282	422	510	642	774	906
1387 - 1390	14	14	46	171	281	421	509	641	773	905
1391 - 1393	14	14	45	170	280	420	508	640	772	904
1394 - 1396	14	14	44	169	279	419	507	639	771	903
1397 - 1400	14	14	43	168	278	418	506	638	770	902

Basis of Coupon Issuance
 October 1, 2008
 Coupon Allotments by Household Size
 Number of Persons in the Household

Monthly Net Income	Coupon / EBT Allotments by Household Size									
	Number of Persons in the Household									
	1 Person	2 Persons	3 Persons	4 Persons	5 Persons	6 Persons	7 Persons	8 Persons	9 Persons	10 Persons
1401 - 1403	14	14	42	167	277	417	505	637	769	901
1404 - 1406	14	14	41	166	276	416	504	636	768	900
1407 - 1410	14	14	40	165	275	415	503	635	767	899
1411 - 1413	14	14	39	164	274	414	502	634	766	898
1414 - 1416	14	14	38	163	273	413	501	633	765	897
1417 - 1420	14	14	37	162	272	412	500	632	764	896
1421 - 1423	14	14	36	161	271	411	499	631	763	895
1424 - 1426	14	14	35	160	270	410	498	630	762	894
1427 - 1430	14	14	34	159	269	409	497	629	761	893
1431 - 1433	14	14	33	158	268	408	496	628	760	892
1434 - 1436	14	14	32	157	267	407	495	627	759	891
1437 - 1440	14	14	31	156	266	406	494	626	758	890
1441 - 1443	14	14	30	155	265	405	493	625	757	889
1444 - 1446	14	14	29	154	264	404	492	624	756	888
1447 - 1450	14	14	28	153	263	403	491	623	755	887
1451 - 1453		14	27	152	262	402	490	622	754	886
1454 - 1456		14	26	151	261	401	489	621	753	885
1457 - 1460		14	25	150	260	400	488	620	752	884
1461 - 1463		14	24	149	259	399	487	619	751	883
1464 - 1466		14	23	148	258	398	486	618	750	882
1467 - 1470		14	22	147	257	397	485	617	749	881
1471 - 1473		14	21	146	256	396	484	616	748	880
1474 - 1476		14	20	145	255	395	483	615	747	879
1477 - 1480		14	19	144	254	394	482	614	746	878
1481 - 1483		14	18	143	253	393	481	613	745	877
1484 - 1486		14	17	142	252	392	480	612	744	876
1487 - 1490		14	16	141	251	391	479	611	743	875
1491 - 1493		14	15	140	250	390	478	610	742	874
1494 - 1496		14	14	139	249	389	477	609	741	873
1497 - 1500		14	13	138	248	388	476	608	740	872
1501 - 1503		14	12	137	247	387	475	607	739	871
1504 - 1506		14	11	136	246	386	474	606	738	870
1507 - 1510		14	10	135	245	385	473	605	737	869
1511 - 1513		14	9	134	244	384	472	604	736	868
1514 - 1516		14	8	133	243	383	471	603	735	867

Basis of Coupon Issuance
 October 1, 2008
 Coupon Allotments by Household Size
 Number of Persons in the Household

Monthly Net Income	Coupon / EBT Allotments by Household Size									
	Number of Persons in the Household									
	1 Person	2 Persons	3 Persons	4 Persons	5 Persons	6 Persons	7 Persons	8 Persons	9 Persons	10 Persons
1517 - 1520		14	7	132	242	382	470	602	734	866
1521 - 1523		14	6	131	241	381	469	601	733	865
1524 - 1526		14	6	130	240	380	468	600	732	864
1527 - 1530		14	4	129	239	379	467	599	731	863
1531 - 1533		14	4	128	238	378	466	598	730	862
1534 - 1536		14	2	127	237	377	465	597	729	861
1537 - 1540		14	2	126	236	376	464	596	728	860
1541 - 1543		14		125	235	375	463	595	727	859
1544 - 1546		14		124	234	374	462	594	726	858
1547 - 1550		14		123	233	373	461	593	725	857
1551 - 1553		14		122	232	372	460	592	724	856
1554 - 1556		14		121	231	371	459	591	723	855
1557 - 1560		14		120	230	370	458	590	722	854
1561 - 1563		14		119	229	369	457	589	721	853
1564 - 1566		14		118	228	368	456	588	720	852
1567 - 1570		14		117	227	367	455	587	719	851
1571 - 1573		14		116	226	366	454	586	718	850
1574 - 1576		14		115	225	365	453	585	717	849
1577 - 1580		14		114	224	364	452	584	716	848
1581 - 1583		14		113	223	363	451	583	715	847
1584 - 1586		14		112	222	362	450	582	714	846
1587 - 1590		14		111	221	361	449	581	713	845
1591 - 1593		14		110	220	360	448	580	712	844
1594 - 1596		14		109	219	359	447	579	711	843
1597 - 1600		14		108	218	358	446	578	710	842
1601 - 1603		14		107	217	357	445	577	709	841
1604 - 1606		14		106	216	356	444	576	708	840
1607 - 1610		14		105	215	355	443	575	707	839
1611 - 1613		14		104	214	354	442	574	706	838
1614 - 1616		14		103	213	353	441	573	705	837
1617 - 1620		14		102	212	352	440	572	704	836
1621 - 1623		14		101	211	351	439	571	703	835
1624 - 1626		14		100	210	350	438	570	702	834
1627 - 1630		14		99	209	349	437	569	701	833
1631 - 1633		14		98	208	348	436	568	700	832

SAMPLE

Basis of Coupon Issuance
 October 1, 2008
 Coupon Allotments by Household Size
 Number of Persons in the Household

Monthly Net Income	Coupon / EBT Allotments by Household Size									
	Number of Persons in the Household									
	1 Person	2 Persons	3 Persons	4 Persons	5 Persons	6 Persons	7 Persons	8 Persons	9 Persons	10 Persons
1634 - 1636		14		97	207	347	435	567	699	831
1637 - 1640		14		96	206	346	434	566	698	830
1641 - 1643		14		95	205	345	433	565	697	829
1644 - 1646		14		94	204	344	432	564	696	828
1647 - 1650		14		93	203	343	431	563	695	827
1651 - 1653		14		92	202	342	430	562	694	826
1654 - 1656		14		91	201	341	429	561	693	825
1657 - 1660		14		90	200	340	428	560	692	824
1661 - 1663		14		89	199	339	427	559	691	823
1664 - 1666		14		88	198	338	426	558	690	822
1667 - 1670		14		87	197	337	425	557	689	821
1671 - 1673		14		86	196	336	424	556	688	820
1674 - 1676		14		85	195	335	423	555	687	819
1677 - 1680		14		84	194	334	422	554	686	818
1681 - 1683		14		83	193	333	421	553	685	817
1684 - 1686		14		82	192	332	420	552	684	816
1687 - 1690		14		81	191	331	419	551	683	815
1691 - 1693		14		80	190	330	418	550	682	814
1694 - 1696		14		79	189	329	417	549	681	813
1697 - 1700		14		78	188	328	416	548	680	812
1701 - 1703		14		77	187	327	415	547	679	811
1704 - 1706		14		76	186	326	414	546	678	810
1707 - 1710		14		75	185	325	413	545	677	809
1711 - 1713		14		74	184	324	412	544	676	808
1714 - 1716		14		73	183	323	411	543	675	807
1717 - 1720		14		72	182	322	410	542	674	806
1721 - 1723		14		71	181	321	409	541	673	805
1724 - 1726		14		70	180	320	408	540	672	804
1727 - 1730		14		69	179	319	407	539	671	803
1731 - 1733		14		68	178	318	406	538	670	802
1734 - 1736		14		67	177	317	405	537	669	801
1737 - 1740		14		66	176	316	404	536	668	800
1741 - 1743		14		65	175	315	403	535	667	799
1744 - 1746		14		64	174	314	402	534	666	798
1747 - 1750		14		63	173	313	401	533	665	797

SAMPLE

Basis of Coupon Issuance
 October 1, 2008
 Coupon Allotments by Household Size
 Number of Persons in the Household

Monthly Net Income	Coupon / EBT Allotments by Household Size									
	Number of Persons in the Household									
	1 Person	2 Persons	3 Persons	4 Persons	5 Persons	6 Persons	7 Persons	8 Persons	9 Persons	10 Persons
1751 - 1753		14		62	172	312	400	532	664	796
1754 - 1756		14		61	171	311	399	531	663	795
1757 - 1760		14		60	170	310	398	530	662	794
1761 - 1763		14		59	169	309	397	529	661	793
1764 - 1766		14		58	168	308	396	528	660	792
1767 - 1770		14		57	167	307	395	527	659	791
1771 - 1773		14		56	166	306	394	526	658	790
1774 - 1776		14		55	165	305	393	525	657	789
1777 - 1780		14		54	164	304	392	524	656	788
1781 - 1783		14		53	163	303	391	523	655	787
1784 - 1786		14		52	162	302	390	522	654	786
1787 - 1790		14		51	161	301	389	521	653	785
1791 - 1793		14		50	160	300	388	520	652	784
1794 - 1796		14		49	159	299	387	519	651	783
1797 - 1800		14		48	158	298	386	518	650	782
1801 - 1803		14		47	157	297	385	517	649	781
1804 - 1806		14		46	156	296	384	516	648	780
1807 - 1810		14		45	155	295	383	515	647	779
1811 - 1813		14		44	154	294	382	514	646	778
1814 - 1816		14		43	153	293	381	513	645	777
1817 - 1820		14		42	152	292	380	512	644	776
1821 - 1823		14		41	151	291	379	511	643	775
1824 - 1826		14		40	150	290	378	510	642	774
1827 - 1830		14		39	149	289	377	509	641	773
1831 - 1833		14		38	148	288	376	508	640	772
1834 - 1836		14		37	147	287	375	507	639	771
1837 - 1840		14		36	146	286	374	506	638	770
1841 - 1843		14		35	145	285	373	505	637	769
1844 - 1846		14		34	144	284	372	504	636	768
1847 - 1850		14		33	143	283	371	503	635	767
1851 - 1853		14		32	142	282	370	502	634	766
1854 - 1856		14		31	141	281	369	501	633	765
1857 - 1860		14		30	140	280	368	500	632	764
1861 - 1863		14		29	139	279	367	499	631	763
1864 - 1866		14		28	138	278	366	498	630	762
1867 - 1870		14		27	137	277	365	497	629	761

SAMPLE

Basis of Coupon Issuance
 October 1, 2008
 Coupon Allotments by Household Size
 Number of Persons in the Household

Monthly Net Income	Coupon / EBT Allotments by Household Size									
	Number of Persons in the Household									
	1 Person	2 Persons	3 Persons	4 Persons	5 Persons	6 Persons	7 Persons	8 Persons	9 Persons	10 Persons
1871 - 1873		14		26	136	276	364	496	628	760
1874 - 1876		14		25	135	275	363	495	627	759
1877 - 1880		14		24	134	274	362	494	626	758
1881 - 1883		14		23	133	273	361	493	625	757
1884 - 1886		14		22	132	272	360	492	624	756
1887 - 1890		14		21	131	271	359	491	623	755
1891 - 1893		14		20	130	270	358	490	622	754
1894 - 1896		14		19	129	269	357	489	621	753
1897 - 1900		14		18	128	268	356	488	620	752
1901 - 1903		14		17	127	267	355	487	619	751
1904 - 1906		14		16	126	266	354	486	618	750
1907 - 1910		14		15	125	265	353	485	617	749
1911 - 1913		14		14	124	264	352	484	616	748
1914 - 1916		14		13	123	263	351	483	615	747
1917 - 1920		14		12	122	262	350	482	614	746
1921 - 1923		14		11	121	261	349	481	613	745
1924 - 1926		14		10	120	260	348	480	612	744
1927 - 1930				9	119	259	347	479	611	743
1931 - 1933				8	118	258	346	478	610	742
1934 - 1936				7	117	257	345	477	609	741
1937 - 1940				6	116	256	344	476	608	740
1941 - 1943				6	115	255	343	475	607	739
1944 - 1946				4	114	254	342	474	606	738
1947 - 1950				4	113	253	341	473	605	737
1951 - 1953				2	112	252	340	472	604	736
1954 - 1956				2	111	251	339	471	603	735
1957 - 1960					110	250	338	470	602	734
1961 - 1963					109	249	337	469	601	733
1964 - 1966					108	248	336	468	600	732
1967 - 1970					107	247	335	467	599	731
1971 - 1973					106	246	334	466	598	730
1974 - 1976					105	245	333	465	597	729
1977 - 1980					104	244	332	464	596	728
1981 - 1983					103	243	331	463	595	727
1984 - 1986					102	242	330	462	594	726

SAMPLE

Basis of Coupon Issuance
 October 1, 2008
 Coupon Allotments by Household Size
 Number of Persons in the Household

Monthly Net Income	Coupon / EBT Allotments by Household Size									
	Number of Persons in the Household									
	1 Person	2 Persons	3 Persons	4 Persons	5 Persons	6 Persons	7 Persons	8 Persons	9 Persons	10 Persons
1987 - 1990					101	241	329	461	593	725
1991 - 1993					100	240	328	460	592	724
1994 - 1996					99	239	327	459	591	723
1997 - 2000					98	238	326	458	590	722
2001 - 2003					97	237	325	457	589	721
2004 - 2006					96	236	324	456	588	720
2007 - 2010					95	235	323	455	587	719
2011 - 2013					94	234	322	454	586	718
2014 - 2016					93	233	321	453	585	717
2017 - 2020					92	232	320	452	584	716
2021 - 2023					91	231	319	451	583	715
2024 - 2026					90	230	318	450	582	714
2027 - 2030					89	229	317	449	581	713
2031 - 2033					88	228	316	448	580	712
2034 - 2036					87	227	315	447	579	711
2037 - 2040					86	226	314	446	578	710
2041 - 2043					85	225	313	445	577	709
2044 - 2046					84	224	312	444	576	708
2047 - 2050					83	223	311	443	575	707
2051 - 2053					82	222	310	442	574	706
2054 - 2056					81	221	309	441	573	705
2057 - 2060					80	220	308	440	572	704
2061 - 2063					79	219	307	439	571	703
2064 - 2066					78	218	306	438	570	702
2067 - 2070					77	217	305	437	569	701
2071 - 2073					76	216	304	436	568	700
2074 - 2076					75	215	303	435	567	699
2077 - 2080					74	214	302	434	566	698
2081 - 2083					73	213	301	433	565	697
2084 - 2086					72	212	300	432	564	696
2087 - 2090					71	211	299	431	563	695
2091 - 2093					70	210	298	430	562	694
2094 - 2096					69	209	297	429	561	693
2097 - 2100					68	208	296	428	560	692
2101 - 2103					67	207	295	427	559	691

SAMPLE

Basis of Coupon Issuance
 October 1, 2008
 Coupon Allotments by Household Size
 Number of Persons in the Household

Monthly Net Income	Coupon / EBT Allotments by Household Size									
	Number of Persons in the Household									
	1 Person	2 Persons	3 Persons	4 Persons	5 Persons	6 Persons	7 Persons	8 Persons	9 Persons	10 Persons
2104 - 2106					66	206	294	426	558	690
2107 - 2110					65	205	293	425	557	689
2111 - 2113					64	204	292	424	556	688
2114 - 2116					63	203	291	423	555	687
2117 - 2120					62	202	290	422	554	686
2121 - 2123					61	201	289	421	553	685
2124 - 2126					60	200	288	420	552	684
2127 - 2130					59	199	287	419	551	683
2131 - 2133					58	198	286	418	550	682
2134 - 2136					57	197	285	417	549	681
2137 - 2140					56	196	284	416	548	680
2141 - 2143					55	195	283	415	547	679
2144 - 2146					54	194	282	414	546	678
2147 - 2150					53	193	281	413	545	677
2151 - 2153					52	192	280	412	544	676
2154 - 2156					51	191	279	411	543	675
2157 - 2160					50	190	278	410	542	674
2161 - 2163					49	189	277	409	541	673
2164 - 2166					48	188	276	408	540	672
2167 - 2170					47	187	275	407	539	671
2171 - 2173					46	186	274	406	538	670
2174 - 2176					45	185	273	405	537	669
2177 - 2180					44	184	272	404	536	668
2181 - 2183					43	183	271	403	535	667
2184 - 2186					42	182	270	402	534	666
2187 - 2190					41	181	269	401	533	665
2191 - 2193					40	180	268	400	532	664
2194 - 2196					39	179	267	399	531	663
2197 - 2200					38	178	266	398	530	662
2201 - 2203					37	177	265	397	529	661
2204 - 2206					36	176	264	396	528	660
2207 - 2210					35	175	263	395	527	659
2211 - 2213					34	174	262	394	526	658
2214 - 2216					33	173	261	393	525	657
2217 - 2220					32	172	260	392	524	656

SAMPLE

Basis of Coupon Issuance
 October 1, 2008
 Coupon Allotments by Household Size
 Number of Persons in the Household

Monthly Net Income	Coupon / EBT Allotments by Household Size									
	Number of Persons in the Household									
	1 Person	2 Persons	3 Persons	4 Persons	5 Persons	6 Persons	7 Persons	8 Persons	9 Persons	10 Persons
2221 - 2223					31	171	259	391	523	655
2224 - 2226					30	170	258	390	522	654
2227 - 2230					29	169	257	389	521	653
2231 - 2233					28	168	256	388	520	652
2234 - 2236					27	167	255	387	519	651
2237 - 2240					26	166	254	386	518	650
2241 - 2243					25	165	253	385	517	649
2244 - 2246					24	164	252	384	516	648
2247 - 2250					23	163	251	383	515	647
2251 - 2253					22	162	250	382	514	646
2254 - 2256					21	161	249	381	513	645
2257 - 2260					20	160	248	380	512	644
2261 - 2263					19	159	247	379	511	643
2264 - 2266					18	158	246	378	510	642
2267 - 2270					17	157	245	377	509	641
2271 - 2273					16	156	244	376	508	640
2274 - 2276					15	155	243	375	507	639
2277 - 2280					14	154	242	374	506	638
2281 - 2283					13	153	241	373	505	637
2284 - 2286					12	152	240	372	504	636
2287 - 2290					11	151	239	371	503	635
2291 - 2293					10	150	238	370	502	634
2294 - 2296					9	149	237	369	501	633
2297 - 2300					8	148	236	368	500	632
2301 - 2303					7	147	235	367	499	631
2304 - 2306					6	146	234	366	498	630
2307 - 2310					6	145	233	365	497	629
2311 - 2313					4	144	232	364	496	628
2314 - 2316					4	143	231	363	495	627
2317 - 2320					2	142	230	362	494	626
2321 - 2323					2	141	229	361	493	625
2324 - 2326						140	228	360	492	624
2327 - 2330						139	227	359	491	623
2331 - 2333						138	226	358	490	622
2334 - 2336						137	225	357	489	621

SAMPLE

Basis of Coupon Issuance
 October 1, 2008
 Coupon Allotments by Household Size
 Number of Persons in the Household

Monthly Net Income	Coupon / EBT Allotments by Household Size									
	Number of Persons in the Household									
	1 Person	2 Persons	3 Persons	4 Persons	5 Persons	6 Persons	7 Persons	8 Persons	9 Persons	10 Persons
2337 - 2340						136	224	356	488	620
2341 - 2343						135	223	355	487	619
2344 - 2346						134	222	354	486	618
2347 - 2350						133	221	353	485	617
2351 - 2353						132	220	352	484	616
2354 - 2356						131	219	351	483	615
2357 - 2360						130	218	350	482	614
2361 - 2363						129	217	349	481	613
2364 - 2366						128	216	348	480	612
2367 - 2370						127	215	347	479	611
2371 - 2373						126	214	346	478	610
2374 - 2376						125	213	345	477	609
2377 - 2380						124	212	344	476	608
2381 - 2383						123	211	343	475	607
2384 - 2386						122	210	342	474	606
2387 - 2390						121	209	341	473	605
2391 - 2393						120	208	340	472	604
2394 - 2396						119	207	339	471	603
2397 - 2400						118	206	338	470	602
2401 - 2403						117	205	337	469	601
2404 - 2406						116	204	336	468	600
2407 - 2410						115	203	335	467	599
2411 - 2413						114	202	334	466	598
2414 - 2416						113	201	333	465	597
2417 - 2420						112	200	332	464	596
2421 - 2423						111	199	331	463	595
2424 - 2426						110	198	330	462	594
2427 - 2430						109	197	329	461	593
2431 - 2433						108	196	328	460	592
2434 - 2436						107	195	327	459	591
2437 - 2440						106	194	326	458	590
2441 - 2443						105	193	325	457	589
2444 - 2446						104	192	324	456	588
2447 - 2450						103	191	323	455	587
2451 - 2453						102	190	322	454	586

SAMPLE

Basis of Coupon Issuance
 October 1, 2008
 Coupon Allotments by Household Size
 Number of Persons in the Household

Monthly Net Income	Coupon / EBT Allotments by Household Size									
	Number of Persons in the Household									
	1 Person	2 Persons	3 Persons	4 Persons	5 Persons	6 Persons	7 Persons	8 Persons	9 Persons	10 Persons
2454 - 2456						101	189	321	453	585
2457 - 2460						100	188	320	452	584
2461 - 2463						99	187	319	451	583
2464 - 2466						98	186	318	450	582
2467 - 2470						97	185	317	449	581
2471 - 2473						96	184	316	448	580
2474 - 2476						95	183	315	447	579
2477 - 2480						94	182	314	446	578
2481 - 2483						93	181	313	445	577
2484 - 2486						92	180	312	444	576
2487 - 2490						91	179	311	443	575
2491 - 2493						90	178	310	442	574
2494 - 2496						89	177	309	441	573
2497 - 2500						88	176	308	440	572
2501 - 2503						87	175	307	439	571
2504 - 2506						86	174	306	438	570
2507 - 2510						85	173	305	437	569
2511 - 2513						84	172	304	436	568
2514 - 2516						83	171	303	435	567
2517 - 2520						82	170	302	434	566
2521 - 2523						81	169	301	433	565
2524 - 2526						80	168	300	432	564
2527 - 2530						79	167	299	431	563
2531 - 2533						78	166	298	430	562
2534 - 2536						77	165	297	429	561
2537 - 2540						76	164	296	428	560
2541 - 2543						75	163	295	427	559
2544 - 2546						74	162	294	426	558
2547 - 2550						73	161	293	425	557
2551 - 2553						72	160	292	424	556
2554 - 2556						71	159	291	423	555
2557 - 2560						70	158	290	422	554
2561 - 2563						69	157	289	421	553
2564 - 2566						68	156	288	420	552
2567 - 2570						67	155	287	419	551

SAMPLE

Basis of Coupon Issuance
 October 1, 2008
 Coupon Allotments by Household Size
 Number of Persons in the Household

Monthly Net Income	Coupon / EBT Allotments by Household Size									
	Number of Persons in the Household									
	1 Person	2 Persons	3 Persons	4 Persons	5 Persons	6 Persons	7 Persons	8 Persons	9 Persons	10 Persons
2571 - 2573						66	154	286	418	550
2574 - 2576						65	153	285	417	549
2577 - 2580						64	152	284	416	548
2581 - 2583						63	151	283	415	547
2584 - 2586						62	150	282	414	546
2587 - 2590						61	149	281	413	545
2591 - 2593						60	148	280	412	544
2594 - 2596						59	147	279	411	543
2597 - 2600						58	146	278	410	542
2601 - 2603						57	145	277	409	541
2604 - 2606						56	144	276	408	540
2607 - 2610						55	143	275	407	539
2611 - 2613						54	142	274	406	538
2614 - 2616						53	141	273	405	537
2617 - 2620						52	140	272	404	536
2621 - 2623						51	139	271	403	535
2624 - 2626						50	138	270	402	534
2627 - 2630						49	137	269	401	533
2631 - 2633						48	136	268	400	532
2634 - 2636						47	135	267	399	531
2637 - 2640						46	134	266	398	530
2641 - 2643						45	133	265	397	529
2644 - 2646						44	132	264	396	528
2647 - 2650						43	131	263	395	527
2651 - 2653						42	130	262	394	526
2654 - 2656						41	129	261	393	525
2657 - 2660						40	128	260	392	524
2661 - 2663						39	127	259	391	523
2664 - 2666						38	126	258	390	522
2667 - 2670						37	125	257	389	521
2671 - 2673						36	124	256	388	520
2674 - 2676						35	123	255	387	519
2677 - 2680						34	122	254	386	518
2681 - 2683						33	121	253	385	517
2684 - 2686						32	120	252	384	516
2687 - 2690						31	119	251	383	515

SAMPLE

Basis of Coupon Issuance
 October 1, 2008
 Coupon Allotments by Household Size
 Number of Persons in the Household

Monthly Net Income	Coupon / EBT Allotments by Household Size									
	Number of Persons in the Household									
	1 Person	2 Persons	3 Persons	4 Persons	5 Persons	6 Persons	7 Persons	8 Persons	9 Persons	10 Persons
2691 - 2693						30	118	250	382	514
2694 - 2696						29	117	249	381	513
2697 - 2700						28	116	248	380	512
2701 - 2703						27	115	247	379	511
2704 - 2706						26	114	246	378	510
2707 - 2710						25	113	245	377	509
2711 - 2713						24	112	244	376	508
2714 - 2716						23	111	243	375	507
2717 - 2720						22	110	242	374	506
2721 - 2723						21	109	241	373	505
2724 - 2726						20	108	240	372	504
2727 - 2730						19	107	239	371	503
2731 - 2733						18	106	238	370	502
2734 - 2736						17	105	237	369	501
2737 - 2740						16	104	236	368	500
2741 - 2743						15	103	235	367	499
2744 - 2746						14	102	234	366	498
2747 - 2750						13	101	233	365	497
2751 - 2753						12	100	232	364	496
2754 - 2756						11	99	231	363	495
2757 - 2760						10	98	230	362	494
2761 - 2763						9	97	229	361	493
2764 - 2766						8	96	228	360	492
2767 - 2770						7	95	227	359	491
2771 - 2773						6	94	226	358	490
2774 - 2776						6	93	225	357	489
2777 - 2780						4	92	224	356	488
2781 - 2783						4	91	223	355	487
2784 - 2786						2	90	222	354	486
2787 - 2790						2	89	221	353	485
2791 - 2793							88	220	352	484
2794 - 2796							87	219	351	483
2797 - 2800							86	218	350	482
2801 - 2803							85	217	349	481
2804 - 2806							84	216	348	480

SAMPLE

Basis of Coupon Issuance
 October 1, 2008
 Coupon Allotments by Household Size
 Number of Persons in the Household

Monthly Net Income	Coupon / EBT Allotments by Household Size									
	Number of Persons in the Household									
	1 Person	2 Persons	3 Persons	4 Persons	5 Persons	6 Persons	7 Persons	8 Persons	9 Persons	10 Persons
2807 - 2810							83	215	347	479
2811 - 2813							82	214	346	478
2814 - 2816							81	213	345	477
2817 - 2820							80	212	344	476
2821 - 2823							79	211	343	475
2824 - 2826							78	210	342	474
2827 - 2830							77	209	341	473
2831 - 2833							76	208	340	472
2834 - 2836							75	207	339	471
2837 - 2840							74	206	338	470
2841 - 2843							73	205	337	469
2844 - 2846							72	204	336	468
2847 - 2850							71	203	335	467
2851 - 2853							70	202	334	466
2854 - 2856							69	201	333	465
2857 - 2860							68	200	332	464
2861 - 2863							67	199	331	463
2864 - 2866							66	198	330	462
2867 - 2870							65	197	329	461
2871 - 2873							64	196	328	460
2874 - 2876							63	195	327	459
2877 - 2880							62	194	326	458
2881 - 2883							61	193	325	457
2884 - 2886							60	192	324	456
2887 - 2890							59	191	323	455
2891 - 2893							58	190	322	454
2894 - 2896							57	189	321	453
2897 - 2900							56	188	320	452
2901 - 2903							55	187	319	451
2904 - 2906							54	186	318	450
2907 - 2910							53	185	317	449
2911 - 2913							52	184	316	448
2914 - 2916							51	183	315	447
2917 - 2920							50	182	314	446
2921 - 2923							49	181	313	445

SAMPLE

Basis of Coupon Issuance
 October 1, 2008
 Coupon Allotments by Household Size
 Number of Persons in the Household

Monthly Net Income	Coupon / EBT Allotments by Household Size									
	Number of Persons in the Household									
	1 Person	2 Persons	3 Persons	4 Persons	5 Persons	6 Persons	7 Persons	8 Persons	9 Persons	10 Persons
2924 - 2926							48	180	312	444
2927 - 2930							47	179	311	443
2931 - 2933							46	178	310	442
2934 - 2936							45	177	309	441
2937 - 2940							44	176	308	440
2941 - 2943							43	175	307	439
2944 - 2946							42	174	306	438
2947 - 2950							41	173	305	437
2951 - 2953							40	172	304	436
2954 - 2956							39	171	303	435
2957 - 2960							38	170	302	434
2961 - 2963							37	169	301	433
2964 - 2966							36	168	300	432
2967 - 2970							35	167	299	431
2971 - 2973							34	166	298	430
2974 - 2976							33	165	297	429
2977 - 2980							32	164	296	428
2981 - 2983							31	163	295	427
2984 - 2986							30	162	294	426
2987 - 2990							29	161	293	425
2991 - 2993							28	160	292	424
2994 - 2996							27	159	291	423
2997 - 3000							26	158	290	422
3001 - 3003							25	157	289	421
3004 - 3006							24	156	288	420
3007 - 3010							23	155	287	419
3011 - 3013							22	154	286	418
3014 - 3016							21	153	285	417
3017 - 3020							20	152	284	416
3021 - 3023							19	151	283	415
3024 - 3026							18	150	282	414
3027 - 3030							17	149	281	413
3031 - 3033							16	148	280	412
3034 - 3036							15	147	279	411
3037 - 3040							14	146	278	410

SAMPLE

Basis of Coupon Issuance
 October 1, 2008
 Coupon Allotments by Household Size
 Number of Persons in the Household

Monthly Net Income	Coupon / EBT Allotments by Household Size									
	Number of Persons in the Household									
	1 Person	2 Persons	3 Persons	4 Persons	5 Persons	6 Persons	7 Persons	8 Persons	9 Persons	10 Persons
3041 - 3043							13	145	277	409
3044 - 3046							12	144	276	408
3047 - 3050							11	143	275	407
3051 - 3053							10	142	274	406
3054 - 3056							9	141	273	405
3057 - 3060							8	140	272	404
3061 - 3063							7	139	271	403
3064 - 3066							6	138	270	402
3067 - 3070							6	137	269	401
3071 - 3073							4	136	268	400
3074 - 3076							4	135	267	399
3077 - 3080							2	134	266	398
3081 - 3083							2	133	265	397
3084 - 3086								132	264	396
3087 - 3090								131	263	395
3091 - 3093								130	262	394
3094 - 3096								129	261	393
3097 - 3100								128	260	392
3101 - 3103								127	259	391
3104 - 3106								126	258	390
3107 - 3110								125	257	389
3111 - 3113								124	256	388
3114 - 3116								123	255	387
3117 - 3120								122	254	386
3121 - 3123								121	253	385
3124 - 3126								120	252	384
3127 - 3130								119	251	383
3131 - 3133								118	250	382
3134 - 3136								117	249	381
3137 - 3140								116	248	380
3141 - 3143								115	247	379
3144 - 3146								114	246	378
3147 - 3150								113	245	377
3151 - 3153								112	244	376
3154 - 3156								111	243	375

SAMPLE

Basis of Coupon Issuance
 October 1, 2008
 Coupon Allotments by Household Size
 Number of Persons in the Household

Monthly Net Income	Coupon / EBT Allotments by Household Size									
	Number of Persons in the Household									
	1 Person	2 Persons	3 Persons	4 Persons	5 Persons	6 Persons	7 Persons	8 Persons	9 Persons	10 Persons
3157 - 3160								110	242	374
3161 - 3163								109	241	373
3164 - 3166								108	240	372
3167 - 3170								107	239	371
3171 - 3173								106	238	370
3174 - 3176								105	237	369
3177 - 3180								104	236	368
3181 - 3183								103	235	367
3184 - 3186								102	234	366
3187 - 3190								101	233	365
3191 - 3193								100	232	364
3194 - 3196								99	231	363
3197 - 3200								98	230	362
3201 - 3203								97	229	361
3204 - 3206								96	228	360
3207 - 3210								95	227	359
3211 - 3213								94	226	358
3214 - 3216								93	225	357
3217 - 3220								92	224	356
3221 - 3223								91	223	355
3224 - 3226								90	222	354
3227 - 3230								89	221	353
3231 - 3233								88	220	352
3234 - 3236								87	219	351
3237 - 3240								86	218	350
3241 - 3243								85	217	349
3244 - 3246								84	216	348
3247 - 3250								83	215	347
3251 - 3253								82	214	346
3254 - 3256								81	213	345
3257 - 3260								80	212	344
3261 - 3263								79	211	343
3264 - 3266								78	210	342
3267 - 3270								77	209	341
3271 - 3273								76	208	340

SAMPLE

Basis of Coupon Issuance
 October 1, 2008
 Coupon Allotments by Household Size
 Number of Persons in the Household

Monthly Net Income	Coupon / EBT Allotments by Household Size									
	Number of Persons in the Household									
	1 Person	2 Persons	3 Persons	4 Persons	5 Persons	6 Persons	7 Persons	8 Persons	9 Persons	10 Persons
3274 - 3276								75	207	339
3277 - 3280								74	206	338
3281 - 3283								73	205	337
3284 - 3286								72	204	336
3287 - 3290								71	203	335
3291 - 3293								70	202	334
3294 - 3296								69	201	333
3297 - 3300								68	200	332
3301 - 3303								67	199	331
3304 - 3306								66	198	330
3307 - 3310								65	197	329
3311 - 3313								64	196	328
3314 - 3316								63	195	327
3317 - 3320								62	194	326
3321 - 3323								61	193	325
3324 - 3326								60	192	324
3327 - 3330								59	191	323
3331 - 3333								58	190	322
3334 - 3336								57	189	321
3337 - 3340								56	188	320
3341 - 3343								55	187	319
3344 - 3346								54	186	318
3347 - 3350								53	185	317
3351 - 3353								52	184	316
3354 - 3356								51	183	315
3357 - 3360								50	182	314
3361 - 3363								49	181	313
3364 - 3366								48	180	312
3367 - 3370								47	179	311
3371 - 3373								46	178	310
3374 - 3376								45	177	309
3377 - 3380								44	176	308
3381 - 3383								43	175	307
3384 - 3386								42	174	306
3387 - 3390								41	173	305

SAMPLE

Basis of Coupon Issuance
 October 1, 2008
 Coupon Allotments by Household Size
 Number of Persons in the Household

Monthly Net Income	Coupon / EBT Allotments by Household Size									
	Number of Persons in the Household									
	1 Person	2 Persons	3 Persons	4 Persons	5 Persons	6 Persons	7 Persons	8 Persons	9 Persons	10 Persons
3391 - 3393								40	172	304
3394 - 3396								39	171	303
3397 - 3400								38	170	302
3401 - 3403								37	169	301
3404 - 3406								36	168	300
3407 - 3410								35	167	299
3411 - 3413								34	166	298
3414 - 3416								33	165	297
3417 - 3420								32	164	296
3421 - 3423								31	163	295
3424 - 3426								30	162	294
3427 - 3430								29	161	293
3431 - 3433								28	160	292
3434 - 3436								27	159	291
3437 - 3440								26	158	290
3441 - 3443								25	157	289
3444 - 3446								24	156	288
3447 - 3450								23	155	287
3451 - 3453								22	154	286
3454 - 3456								21	153	285
3457 - 3460								20	152	284
3461 - 3463								19	151	283
3464 - 3466								18	150	282
3467 - 3470								17	149	281
3471 - 3473								16	148	280
3474 - 3476								15	147	279
3477 - 3480								14	146	278
3481 - 3483								13	145	277
3484 - 3486								12	144	276
3487 - 3490								11	143	275
3491 - 3493								10	142	274
3494 - 3496								9	141	273
3497 - 3500								8	140	272
3501 - 3503								7	139	271
3504 - 3506								6	138	270
3507 - 3510								6	137	269

SAMPLE

Basis of Coupon Issuance
 October 1, 2008
 Coupon Allotments by Household Size
 Number of Persons in the Household

Monthly Net Income	Coupon / EBT Allotments by Household Size									
	Number of Persons in the Household									
	1 Person	2 Persons	3 Persons	4 Persons	5 Persons	6 Persons	7 Persons	8 Persons	9 Persons	10 Persons
3511 - 3513								4	136	268
3514 - 3516								4	135	267
3517 - 3520								2	134	266
3521 - 3523								2	133	265
3524 - 3526									132	264
3527 - 3530									131	263
3531 - 3533									130	262
3534 - 3536									129	261
3537 - 3540									128	260
3541 - 3543									127	259
3544 - 3546									126	258
3547 - 3550									125	257
3551 - 3553									124	256
3554 - 3556									123	255
3557 - 3560									122	254
3561 - 3563									121	253
3564 - 3566									120	252
3567 - 3570									119	251
3571 - 3573									118	250
3574 - 3576									117	249
3577 - 3580									116	248
3581 - 3583									115	247
3584 - 3586									114	246
3587 - 3590									113	245
3591 - 3593									112	244
3594 - 3596									111	243
3597 - 3600									110	242
3601 - 3603									109	241
3604 - 3606									108	240
3607 - 3610									107	239
3611 - 3613									106	238
3614 - 3616									105	237
3617 - 3620									104	236
3621 - 3623									103	235
3624 - 3626									102	234

SAMPLE

Basis of Coupon Issuance
 October 1, 2008
 Coupon Allotments by Household Size
 Number of Persons in the Household

Monthly Net Income	Coupon / EBT Allotments by Household Size									
	Number of Persons in the Household									
	1 Person	2 Persons	3 Persons	4 Persons	5 Persons	6 Persons	7 Persons	8 Persons	9 Persons	10 Persons
3627 - 3630									101	233
3631 - 3633									100	232
3634 - 3636									99	231
3637 - 3640									98	230
3641 - 3643									97	229
3644 - 3646									96	228
3647 - 3650									95	227
3651 - 3653									94	226
3654 - 3656									93	225
3657 - 3660									92	224
3661 - 3663									91	223
3664 - 3666									90	222
3667 - 3670									89	221
3671 - 3673									88	220
3674 - 3676									87	219
3677 - 3680									86	218
3681 - 3683									85	217
3684 - 3686									84	216
3687 - 3690									83	215
3691 - 3693									82	214
3694 - 3696									81	213
3697 - 3700									80	212
3701 - 3703									79	211
3704 - 3706									78	210
3707 - 3710									77	209
3711 - 3713									76	208
3714 - 3716									75	207
3717 - 3720									74	206
3721 - 3723									73	205
3724 - 3726									72	204
3727 - 3730									71	203
3731 - 3733									70	202
3734 - 3736									69	201
3737 - 3740									68	200
3741 - 3743									67	199

SAMPLE

Basis of Coupon Issuance
 October 1, 2008
 Coupon Allotments by Household Size
 Number of Persons in the Household

Monthly Net Income	Coupon / EBT Allotments by Household Size									
	Number of Persons in the Household									
	1 Person	2 Persons	3 Persons	4 Persons	5 Persons	6 Persons	7 Persons	8 Persons	9 Persons	10 Persons
3744 - 3746									66	198
3747 - 3750									65	197
3751 - 3753									64	196
3754 - 3756									63	195
3757 - 3760									62	194
3761 - 3763									61	193
3764 - 3766									60	192
3767 - 3770									59	191
3771 - 3773									58	190
3774 - 3776									57	189
3777 - 3780									56	188
3781 - 3783									55	187
3784 - 3786									54	186
3787 - 3790									53	185
3791 - 3793									52	184
3794 - 3796									51	183
3797 - 3800									50	182
3801 - 3803									49	181
3804 - 3806									48	180
3807 - 3810									47	179
3811 - 3813									46	178
3814 - 3816									45	177
3817 - 3820									44	176
3821 - 3823									43	175
3824 - 3826									42	174
3827 - 3830									41	173
3831 - 3833									40	172
3834 - 3836									39	171
3837 - 3840									38	170
3841 - 3843									37	169
3844 - 3846									36	168
3847 - 3850									35	167
3851 - 3853									34	166
3854 - 3856									33	165
3857 - 3860									32	164

SAMPLE

Basis of Coupon Issuance
 October 1, 2008
 Coupon Allotments by Household Size
 Number of Persons in the Household

Monthly Net Income	Coupon / EBT Allotments by Household Size									
	Number of Persons in the Household									
	1 Person	2 Persons	3 Persons	4 Persons	5 Persons	6 Persons	7 Persons	8 Persons	9 Persons	10 Persons
3861 - 3863									31	163
3864 - 3866									30	162
3867 - 3870									29	161
3871 - 3873									28	160
3874 - 3876									27	159
3877 - 3880									26	158
3881 - 3883									25	157
3884 - 3886									24	156
3887 - 3890									23	155
3891 - 3893									22	154
3894 - 3896									21	153
3897 - 3900									20	152
3901 - 3903									19	151
3904 - 3906									18	150
3907 - 3910									17	149
3911 - 3913									16	148
3914 - 3916									15	147
3917 - 3920									14	146
3921 - 3923									13	145
3924 - 3926									12	144
3927 - 3930									11	143
3931 - 3933									10	142
3934 - 3936									9	141
3937 - 3940									8	140
3941 - 3943									7	139
3944 - 3946									6	138
3947 - 3950									6	137
3951 - 3953									4	136
3954 - 3956									4	135
3957 - 3960									2	134
3961 - 3963									2	133
3964 - 3966										132
3967 - 3970										131
3971 - 3973										130
3974 - 3976										129

SAMPLE

Basis of Coupon Issuance
 October 1, 2008
 Coupon Allotments by Household Size
 Number of Persons in the Household

Monthly Net Income	Coupon / EBT Allotments by Household Size									
	Number of Persons in the Household									
	1 Person	2 Persons	3 Persons	4 Persons	5 Persons	6 Persons	7 Persons	8 Persons	9 Persons	10 Persons
3977 - 3980										128
3981 - 3983										127
3984 - 3986										126
3987 - 3990										125
3991 - 3993										124
3994 - 3996										123
3997 - 4000										122
4001 - 4003										121
4004 - 4006										120
4007 - 4010										119
4011 - 4013										118
4014 - 4016										117
4017 - 4020										116
4021 - 4023										115
4024 - 4026										114
4027 - 4030										113
4031 - 4033										112
4034 - 4036										111
4037 - 4040										110
4041 - 4043										109
4044 - 4046										108
4047 - 4050										107
4051 - 4053										106
4054 - 4056										105
4057 - 4060										104
4061 - 4063										103
4064 - 4066										102
4067 - 4070										101
4071 - 4073										100
4074 - 4076										99
4077 - 4080										98
4081 - 4083										97
4084 - 4086										96
4087 - 4090										95
4091 - 4093										94

SAMPLE

Basis of Coupon Issuance
 October 1, 2008
 Coupon Allotments by Household Size
 Number of Persons in the Household

Monthly Net Income	Coupon / EBT Allotments by Household Size									
	Number of Persons in the Household									
	1 Person	2 Persons	3 Persons	4 Persons	5 Persons	6 Persons	7 Persons	8 Persons	9 Persons	10 Persons
4094 - 4096										93
4097 - 4100										92
4101 - 4103										91
4104 - 4106										90
4107 - 4110										89
4111 - 4113										88
4114 - 4116										87
4117 - 4120										86
4121 - 4123										85
4124 - 4126										84
4127 - 4130										83
4131 - 4133										82
4134 - 4136										81
4137 - 4140										80
4141 - 4143										79
4144 - 4146										78
4147 - 4150										77
4151 - 4153										76
4154 - 4156										75
4157 - 4160										74
4161 - 4163										73
4164 - 4166										72
4167 - 4170										71
4171 - 4173										70
4174 - 4176										69
4177 - 4180										68
4181 - 4183										67
4184 - 4186										66
4187 - 4190										65
4191 - 4193										64
4194 - 4196										63
4197 - 4200										62
4201 - 4203										61
4204 - 4206										60
4207 - 4210										59

SAMPLE

Basis of Coupon Issuance
 October 1, 2008
 Coupon Allotments by Household Size
 Number of Persons in the Household

Monthly Net Income	Coupon / EBT Allotments by Household Size									
	Number of Persons in the Household									
	1 Person	2 Persons	3 Persons	4 Persons	5 Persons	6 Persons	7 Persons	8 Persons	9 Persons	10 Persons
4211 - 4213										58
4214 - 4216										57
4217 - 4220										56
4221 - 4223										55
4224 - 4226										54
4227 - 4230										53
4231 - 4233										52
4234 - 4236										51
4237 - 4240										50
4241 - 4243										49
4244 - 4246										48
4247 - 4250										47
4251 - 4253										46
4254 - 4256										45
4257 - 4260										44
4261 - 4263										43
4264 - 4266										42
4267 - 4270										41
4271 - 4273										40
4274 - 4276										39
4277 - 4280										38
4281 - 4283										37
4284 - 4286										36
4287 - 4290										35
4291 - 4293										34
4294 - 4296										33
4297 - 4300										32
4301 - 4303										31
4304 - 4306										30
4307 - 4310										29
4311 - 4313										28
4314 - 4316										27
4317 - 4320										26
4321 - 4323										25
4324 - 4326										24
4327 - 4330										23

SAMPLE

Basis of Coupon Issuance
 October 1, 2008
 Coupon Allotments by Household Size
 Number of Persons in the Household

Monthly Net Income	Coupon / EBT Allotments by Household Size									
	Number of Persons in the Household									
	1 Person	2 Persons	3 Persons	4 Persons	5 Persons	6 Persons	7 Persons	8 Persons	9 Persons	10 Persons
4331 - 4333										22
4334 - 4336										21
4337 - 4340										20
4341 - 4343										19
4344 - 4346										18
4347 - 4350										17
4351 - 4353										16
4354 - 4356										15
4357 - 4360										14
4361 - 4363										13
4364 - 4366										12
4367 - 4370										11
4371 - 4373										10
4374 - 4376										9
4377 - 4380										8
4381 - 4383										7
4384 - 4386										6
4387 - 4390										6
4391 - 4393										4
4394 - 4396										4
4397 - 4400										2
4401 - 4403										2
4404 - 4406										2

SAMPLE

SCHEDULE
Schedule of
Food Stamp Issuance
Effective October 1, 2008

(Households of Eleven to Twenty Persons)

How to Determine Monthly Food Stamp Allotment

To manually determine a household's monthly Food Stamp allotment:

Calculate the household's net monthly income using the Monthly Food Stamp Budget Worksheet (NCA) (**W-122A**), Monthly Food Stamp Budget Worksheet – NCA (SSI/Aged/Disabled) (**W-122AA**), Monthly Food Stamp Budget Worksheet (CA) (**W-122D**), or the Food Stamp Budget Worksheet (CA – SSI/Aged/Disabled) (**W-122DD**), as appropriate and

Find the Food Stamp allotment by reading in the **W-129F** (for household sizes **one** to **ten**) or the **W-129FF** (for household sizes **eleven** to **twenty**) down to the appropriate income and across the appropriate household size.

Persons in household sizes **one** and **two** who are eligible for food stamps will be eligible for benefits of at least \$14.

To calculate the Food Stamp allotment manually for household sizes **21** and larger:

- Add \$132 for each additional person over **20** persons to the maximum allotment for a household of **20** persons to get the maximum allotment for the household size;
- Multiply the household's net monthly income by 30 percent and round the product up to the next whole dollar if it ends in cents;
- Subtract the product (30 percent of net monthly income) from the maximum allotment for the household size.
- If the calculation results in \$1, \$3, or \$5, round up the amount to \$2, \$4, or \$6, respectively.

Basis of Coupon Issuance
 October 1, 2008
 Coupon Allotments by Household Size
 Number of Persons in the Household

Monthly Net Income	Coupon / EBT Allotments by Household Size									
	Number of Persons in the Household									
	11 Persons	12 Persons	13 Persons	14 Persons	15 Persons	16 Persons	17 Persons	18 Persons	19 Persons	20 Persons
0 - 0	1454	1586	1718	1850	1982	2114	2246	2378	2510	2642
1 - 3	1453	1585	1717	1849	1981	2113	2245	2377	2509	2641
4 - 6	1452	1584	1716	1848	1980	2112	2244	2376	2508	2640
7 - 10	1451	1583	1715	1847	1979	2111	2243	2375	2507	2639
11 - 13	1450	1582	1714	1846	1978	2110	2242	2374	2506	2638
14 - 16	1449	1581	1713	1845	1977	2109	2241	2373	2505	2637
17 - 20	1448	1580	1712	1844	1976	2108	2240	2372	2504	2636
21 - 23	1447	1579	1711	1843	1975	2107	2239	2371	2503	2635
24 - 26	1446	1578	1710	1842	1974	2106	2238	2370	2502	2634
27 - 30	1445	1577	1709	1841	1973	2105	2237	2369	2501	2633
31 - 33	1444	1576	1708	1840	1972	2104	2236	2368	2500	2632
34 - 36	1443	1575	1707	1839	1971	2103	2235	2367	2499	2631
37 - 40	1442	1574	1706	1838	1970	2102	2234	2366	2498	2630
41 - 43	1441	1573	1705	1837	1969	2101	2233	2365	2497	2629
44 - 46	1440	1572	1704	1836	1968	2100	2232	2364	2496	2628
47 - 50	1439	1571	1703	1835	1967	2099	2231	2363	2495	2627
51 - 53	1438	1570	1702	1834	1966	2098	2230	2362	2494	2626
54 - 56	1437	1569	1701	1833	1965	2097	2229	2361	2493	2625
57 - 60	1436	1568	1700	1832	1964	2096	2228	2360	2492	2624
61 - 63	1435	1567	1699	1831	1963	2095	2227	2359	2491	2623
64 - 66	1434	1566	1698	1830	1962	2094	2226	2358	2490	2622
67 - 70	1433	1565	1697	1829	1961	2093	2225	2357	2489	2621
71 - 73	1432	1564	1696	1828	1960	2092	2224	2356	2488	2620
74 - 76	1431	1563	1695	1827	1959	2091	2223	2355	2487	2619
77 - 80	1430	1562	1694	1826	1958	2090	2222	2354	2486	2618
81 - 83	1429	1561	1693	1825	1957	2089	2221	2353	2485	2617
84 - 86	1428	1560	1692	1824	1956	2088	2220	2352	2484	2616
87 - 90	1427	1559	1691	1823	1955	2087	2219	2351	2483	2615
91 - 93	1426	1558	1690	1822	1954	2086	2218	2350	2482	2614
94 - 96	1425	1557	1689	1821	1953	2085	2217	2349	2481	2613
97 - 100	1424	1556	1688	1820	1952	2084	2216	2348	2480	2612
101 - 103	1423	1555	1687	1819	1951	2083	2215	2347	2479	2611
104 - 106	1422	1554	1686	1818	1950	2082	2214	2346	2478	2610
107 - 110	1421	1553	1685	1817	1949	2081	2213	2345	2477	2609

Basis of Coupon Issuance
 October 1, 2008
 Coupon Allotments by Household Size
 Number of Persons in the Household

Monthly Net Income	Coupon / EBT Allotments by Household Size									
	Number of Persons in the Household									
	11 Persons	12 Persons	13 Persons	14 Persons	15 Persons	16 Persons	17 Persons	18 Persons	19 Persons	20 Persons
111 - 113	1420	1552	1684	1816	1948	2080	2212	2344	2476	2608
114 - 116	1419	1551	1683	1815	1947	2079	2211	2343	2475	2607
117 - 120	1418	1550	1682	1814	1946	2078	2210	2342	2474	2606
121 - 123	1417	1549	1681	1813	1945	2077	2209	2341	2473	2605
124 - 126	1416	1548	1680	1812	1944	2076	2208	2340	2472	2604
127 - 130	1415	1547	1679	1811	1943	2075	2207	2339	2471	2603
131 - 133	1414	1546	1678	1810	1942	2074	2206	2338	2470	2602
134 - 136	1413	1545	1677	1809	1941	2073	2205	2337	2469	2601
137 - 140	1412	1544	1676	1808	1940	2072	2204	2336	2468	2600
141 - 143	1411	1543	1675	1807	1939	2071	2203	2335	2467	2599
144 - 146	1410	1542	1674	1806	1938	2070	2202	2334	2466	2598
147 - 150	1409	1541	1673	1805	1937	2069	2201	2333	2465	2597
151 - 153	1408	1540	1672	1804	1936	2068	2200	2332	2464	2596
154 - 156	1407	1539	1671	1803	1935	2067	2199	2331	2463	2595
157 - 160	1406	1538	1670	1802	1934	2066	2198	2330	2462	2594
161 - 163	1405	1537	1669	1801	1933	2065	2197	2329	2461	2593
164 - 166	1404	1536	1668	1800	1932	2064	2196	2328	2460	2592
167 - 170	1403	1535	1667	1799	1931	2063	2195	2327	2459	2591
171 - 173	1402	1534	1666	1798	1930	2062	2194	2326	2458	2590
174 - 176	1401	1533	1665	1797	1929	2061	2193	2325	2457	2589
177 - 180	1400	1532	1664	1796	1928	2060	2192	2324	2456	2588
181 - 183	1399	1531	1663	1795	1927	2059	2191	2323	2455	2587
184 - 186	1398	1530	1662	1794	1926	2058	2190	2322	2454	2586
187 - 190	1397	1529	1661	1793	1925	2057	2189	2321	2453	2585
191 - 193	1396	1528	1660	1792	1924	2056	2188	2320	2452	2584
194 - 196	1395	1527	1659	1791	1923	2055	2187	2319	2451	2583
197 - 200	1394	1526	1658	1790	1922	2054	2186	2318	2450	2582
201 - 203	1393	1525	1657	1789	1921	2053	2185	2317	2449	2581
204 - 206	1392	1524	1656	1788	1920	2052	2184	2316	2448	2580
207 - 210	1391	1523	1655	1787	1919	2051	2183	2315	2447	2579
211 - 213	1390	1522	1654	1786	1918	2050	2182	2314	2446	2578
214 - 216	1389	1521	1653	1785	1917	2049	2181	2313	2445	2577
217 - 220	1388	1520	1652	1784	1916	2048	2180	2312	2444	2576
221 - 223	1387	1519	1651	1783	1915	2047	2179	2311	2443	2575
224 - 226	1386	1518	1650	1782	1914	2046	2178	2310	2442	2574
227 - 230	1385	1517	1649	1781	1913	2045	2177	2309	2441	2573

Basis of Coupon Issuance
 October 1, 2008
 Coupon Allotments by Household Size
 Number of Persons in the Household

Monthly Net Income	Coupon / EBT Allotments by Household Size									
	Number of Persons in the Household									
	11 Persons	12 Persons	13 Persons	14 Persons	15 Persons	16 Persons	17 Persons	18 Persons	19 Persons	20 Persons
231 - 233	1384	1516	1648	1780	1912	2044	2176	2308	2440	2572
234 - 236	1383	1515	1647	1779	1911	2043	2175	2307	2439	2571
237 - 240	1382	1514	1646	1778	1910	2042	2174	2306	2438	2570
241 - 243	1381	1513	1645	1777	1909	2041	2173	2305	2437	2569
244 - 246	1380	1512	1644	1776	1908	2040	2172	2304	2436	2568
247 - 250	1379	1511	1643	1775	1907	2039	2171	2303	2435	2567
251 - 253	1378	1510	1642	1774	1906	2038	2170	2302	2434	2566
254 - 256	1377	1509	1641	1773	1905	2037	2169	2301	2433	2565
257 - 260	1376	1508	1640	1772	1904	2036	2168	2300	2432	2564
261 - 263	1375	1507	1639	1771	1903	2035	2167	2299	2431	2563
264 - 266	1374	1506	1638	1770	1902	2034	2166	2298	2430	2562
267 - 270	1373	1505	1637	1769	1901	2033	2165	2297	2429	2561
271 - 273	1372	1504	1636	1768	1900	2032	2164	2296	2428	2560
274 - 276	1371	1503	1635	1767	1899	2031	2163	2295	2427	2559
277 - 280	1370	1502	1634	1766	1898	2030	2162	2294	2426	2558
281 - 283	1369	1501	1633	1765	1897	2029	2161	2293	2425	2557
284 - 286	1368	1500	1632	1764	1896	2028	2160	2292	2424	2556
287 - 290	1367	1499	1631	1763	1895	2027	2159	2291	2423	2555
291 - 293	1366	1498	1630	1762	1894	2026	2158	2290	2422	2554
294 - 296	1365	1497	1629	1761	1893	2025	2157	2289	2421	2553
297 - 300	1364	1496	1628	1760	1892	2024	2156	2288	2420	2552
301 - 303	1363	1495	1627	1759	1891	2023	2155	2287	2419	2551
304 - 306	1362	1494	1626	1758	1890	2022	2154	2286	2418	2550
307 - 310	1361	1493	1625	1757	1889	2021	2153	2285	2417	2549
311 - 313	1360	1492	1624	1756	1888	2020	2152	2284	2416	2548
314 - 316	1359	1491	1623	1755	1887	2019	2151	2283	2415	2547
317 - 320	1358	1490	1622	1754	1886	2018	2150	2282	2414	2546
321 - 323	1357	1489	1621	1753	1885	2017	2149	2281	2413	2545
324 - 326	1356	1488	1620	1752	1884	2016	2148	2280	2412	2544
327 - 330	1355	1487	1619	1751	1883	2015	2147	2279	2411	2543
331 - 333	1354	1486	1618	1750	1882	2014	2146	2278	2410	2542
334 - 336	1353	1485	1617	1749	1881	2013	2145	2277	2409	2541
337 - 340	1352	1484	1616	1748	1880	2012	2144	2276	2408	2540
341 - 343	1351	1483	1615	1747	1879	2011	2143	2275	2407	2539
344 - 346	1350	1482	1614	1746	1878	2010	2142	2274	2406	2538

Basis of Coupon Issuance
 October 1, 2008
 Coupon Allotments by Household Size
 Number of Persons in the Household

Monthly Net Income	Coupon / EBT Allotments by Household Size									
	Number of Persons in the Household									
	11 Persons	12 Persons	13 Persons	14 Persons	15 Persons	16 Persons	17 Persons	18 Persons	19 Persons	20 Persons
347 - 350	1349	1481	1613	1745	1877	2009	2141	2273	2405	2537
351 - 353	1348	1480	1612	1744	1876	2008	2140	2272	2404	2536
354 - 356	1347	1479	1611	1743	1875	2007	2139	2271	2403	2535
357 - 360	1346	1478	1610	1742	1874	2006	2138	2270	2402	2534
361 - 363	1345	1477	1609	1741	1873	2005	2137	2269	2401	2533
364 - 366	1344	1476	1608	1740	1872	2004	2136	2268	2400	2532
367 - 370	1343	1475	1607	1739	1871	2003	2135	2267	2399	2531
371 - 373	1342	1474	1606	1738	1870	2002	2134	2266	2398	2530
374 - 376	1341	1473	1605	1737	1869	2001	2133	2265	2397	2529
377 - 380	1340	1472	1604	1736	1868	2000	2132	2264	2396	2528
381 - 383	1339	1471	1603	1735	1867	1999	2131	2263	2395	2527
384 - 386	1338	1470	1602	1734	1866	1998	2130	2262	2394	2526
387 - 390	1337	1469	1601	1733	1865	1997	2129	2261	2393	2525
391 - 393	1336	1468	1600	1732	1864	1996	2128	2260	2392	2524
394 - 396	1335	1467	1599	1731	1863	1995	2127	2259	2391	2523
397 - 400	1334	1466	1598	1730	1862	1994	2126	2258	2390	2522
401 - 403	1333	1465	1597	1729	1861	1993	2125	2257	2389	2521
404 - 406	1332	1464	1596	1728	1860	1992	2124	2256	2388	2520
407 - 410	1331	1463	1595	1727	1859	1991	2123	2255	2387	2519
411 - 413	1330	1462	1594	1726	1858	1990	2122	2254	2386	2518
414 - 416	1329	1461	1593	1725	1857	1989	2121	2253	2385	2517
417 - 420	1328	1460	1592	1724	1856	1988	2120	2252	2384	2516
421 - 423	1327	1459	1591	1723	1855	1987	2119	2251	2383	2515
424 - 426	1326	1458	1590	1722	1854	1986	2118	2250	2382	2514
427 - 430	1325	1457	1589	1721	1853	1985	2117	2249	2381	2513
431 - 433	1324	1456	1588	1720	1852	1984	2116	2248	2380	2512
434 - 436	1323	1455	1587	1719	1851	1983	2115	2247	2379	2511
437 - 440	1322	1454	1586	1718	1850	1982	2114	2246	2378	2510
441 - 443	1321	1453	1585	1717	1849	1981	2113	2245	2377	2509
444 - 446	1320	1452	1584	1716	1848	1980	2112	2244	2376	2508
447 - 450	1319	1451	1583	1715	1847	1979	2111	2243	2375	2507
451 - 453	1318	1450	1582	1714	1846	1978	2110	2242	2374	2506
454 - 456	1317	1449	1581	1713	1845	1977	2109	2241	2373	2505
457 - 460	1316	1448	1580	1712	1844	1976	2108	2240	2372	2504
461 - 463	1315	1447	1579	1711	1843	1975	2107	2239	2371	2503

Basis of Coupon Issuance
 October 1, 2008
 Coupon Allotments by Household Size
 Number of Persons in the Household

Monthly Net Income	Coupon / EBT Allotments by Household Size									
	Number of Persons in the Household									
	11 Persons	12 Persons	13 Persons	14 Persons	15 Persons	16 Persons	17 Persons	18 Persons	19 Persons	20 Persons
464 - 466	1314	1446	1578	1710	1842	1974	2106	2238	2370	2502
467 - 470	1313	1445	1577	1709	1841	1973	2105	2237	2369	2501
471 - 473	1312	1444	1576	1708	1840	1972	2104	2236	2368	2500
474 - 476	1311	1443	1575	1707	1839	1971	2103	2235	2367	2499
477 - 480	1310	1442	1574	1706	1838	1970	2102	2234	2366	2498
481 - 483	1309	1441	1573	1705	1837	1969	2101	2233	2365	2497
484 - 486	1308	1440	1572	1704	1836	1968	2100	2232	2364	2496
487 - 490	1307	1439	1571	1703	1835	1967	2099	2231	2363	2495
491 - 493	1306	1438	1570	1702	1834	1966	2098	2230	2362	2494
494 - 496	1305	1437	1569	1701	1833	1965	2097	2229	2361	2493
497 - 500	1304	1436	1568	1700	1832	1964	2096	2228	2360	2492
501 - 503	1303	1435	1567	1699	1831	1963	2095	2227	2359	2491
504 - 506	1302	1434	1566	1698	1830	1962	2094	2226	2358	2490
507 - 510	1301	1433	1565	1697	1829	1961	2093	2225	2357	2489
511 - 513	1300	1432	1564	1696	1828	1960	2092	2224	2356	2488
514 - 516	1299	1431	1563	1695	1827	1959	2091	2223	2355	2487
517 - 520	1298	1430	1562	1694	1826	1958	2090	2222	2354	2486
521 - 523	1297	1429	1561	1693	1825	1957	2089	2221	2353	2485
524 - 526	1296	1428	1560	1692	1824	1956	2088	2220	2352	2484
527 - 530	1295	1427	1559	1691	1823	1955	2087	2219	2351	2483
531 - 533	1294	1426	1558	1690	1822	1954	2086	2218	2350	2482
534 - 536	1293	1425	1557	1689	1821	1953	2085	2217	2349	2481
537 - 540	1292	1424	1556	1688	1820	1952	2084	2216	2348	2480
541 - 543	1291	1423	1555	1687	1819	1951	2083	2215	2347	2479
544 - 546	1290	1422	1554	1686	1818	1950	2082	2214	2346	2478
547 - 550	1289	1421	1553	1685	1817	1949	2081	2213	2345	2477
551 - 553	1288	1420	1552	1684	1816	1948	2080	2212	2344	2476
554 - 556	1287	1419	1551	1683	1815	1947	2079	2211	2343	2475
557 - 560	1286	1418	1550	1682	1814	1946	2078	2210	2342	2474
561 - 563	1285	1417	1549	1681	1813	1945	2077	2209	2341	2473
564 - 566	1284	1416	1548	1680	1812	1944	2076	2208	2340	2472
567 - 570	1283	1415	1547	1679	1811	1943	2075	2207	2339	2471
571 - 573	1282	1414	1546	1678	1810	1942	2074	2206	2338	2470
574 - 576	1281	1413	1545	1677	1809	1941	2073	2205	2337	2469
577 - 580	1280	1412	1544	1676	1808	1940	2072	2204	2336	2468

Basis of Coupon Issuance
 October 1, 2008
 Coupon Allotments by Household Size
 Number of Persons in the Household

Monthly Net Income	Coupon / EBT Allotments by Household Size									
	Number of Persons in the Household									
	11 Persons	12 Persons	13 Persons	14 Persons	15 Persons	16 Persons	17 Persons	18 Persons	19 Persons	20 Persons
581 - 583	1279	1411	1543	1675	1807	1939	2071	2203	2335	2467
584 - 586	1278	1410	1542	1674	1806	1938	2070	2202	2334	2466
587 - 590	1277	1409	1541	1673	1805	1937	2069	2201	2333	2465
591 - 593	1276	1408	1540	1672	1804	1936	2068	2200	2332	2464
594 - 596	1275	1407	1539	1671	1803	1935	2067	2199	2331	2463
597 - 600	1274	1406	1538	1670	1802	1934	2066	2198	2330	2462
601 - 603	1273	1405	1537	1669	1801	1933	2065	2197	2329	2461
604 - 606	1272	1404	1536	1668	1800	1932	2064	2196	2328	2460
607 - 610	1271	1403	1535	1667	1799	1931	2063	2195	2327	2459
611 - 613	1270	1402	1534	1666	1798	1930	2062	2194	2326	2458
614 - 616	1269	1401	1533	1665	1797	1929	2061	2193	2325	2457
617 - 620	1268	1400	1532	1664	1796	1928	2060	2192	2324	2456
621 - 623	1267	1399	1531	1663	1795	1927	2059	2191	2323	2455
624 - 626	1266	1398	1530	1662	1794	1926	2058	2190	2322	2454
627 - 630	1265	1397	1529	1661	1793	1925	2057	2189	2321	2453
631 - 633	1264	1396	1528	1660	1792	1924	2056	2188	2320	2452
634 - 636	1263	1395	1527	1659	1791	1923	2055	2187	2319	2451
637 - 640	1262	1394	1526	1658	1790	1922	2054	2186	2318	2450
641 - 643	1261	1393	1525	1657	1789	1921	2053	2185	2317	2449
644 - 646	1260	1392	1524	1656	1788	1920	2052	2184	2316	2448
647 - 650	1259	1391	1523	1655	1787	1919	2051	2183	2315	2447
651 - 653	1258	1390	1522	1654	1786	1918	2050	2182	2314	2446
654 - 656	1257	1389	1521	1653	1785	1917	2049	2181	2313	2445
657 - 660	1256	1388	1520	1652	1784	1916	2048	2180	2312	2444
661 - 663	1255	1387	1519	1651	1783	1915	2047	2179	2311	2443
664 - 666	1254	1386	1518	1650	1782	1914	2046	2178	2310	2442
667 - 670	1253	1385	1517	1649	1781	1913	2045	2177	2309	2441
671 - 673	1252	1384	1516	1648	1780	1912	2044	2176	2308	2440
674 - 676	1251	1383	1515	1647	1779	1911	2043	2175	2307	2439
677 - 680	1250	1382	1514	1646	1778	1910	2042	2174	2306	2438
681 - 683	1249	1381	1513	1645	1777	1909	2041	2173	2305	2437
684 - 686	1248	1380	1512	1644	1776	1908	2040	2172	2304	2436
687 - 690	1247	1379	1511	1643	1775	1907	2039	2171	2303	2435
691 - 693	1246	1378	1510	1642	1774	1906	2038	2170	2302	2434
694 - 696	1245	1377	1509	1641	1773	1905	2037	2169	2301	2433

Basis of Coupon Issuance
October 1, 2008
Coupon Allotments by Household Size
Number of Persons in the Household

Monthly Net Income	Coupon / EBT Allotments by Household Size									
	Number of Persons in the Household									
	11 Persons	12 Persons	13 Persons	14 Persons	15 Persons	16 Persons	17 Persons	18 Persons	19 Persons	20 Persons
697 - 700	1244	1376	1508	1640	1772	1904	2036	2168	2300	2432
701 - 703	1243	1375	1507	1639	1771	1903	2035	2167	2299	2431
704 - 706	1242	1374	1506	1638	1770	1902	2034	2166	2298	2430
707 - 710	1241	1373	1505	1637	1769	1901	2033	2165	2297	2429
711 - 713	1240	1372	1504	1636	1768	1900	2032	2164	2296	2428
714 - 716	1239	1371	1503	1635	1767	1899	2031	2163	2295	2427
717 - 720	1238	1370	1502	1634	1766	1898	2030	2162	2294	2426
721 - 723	1237	1369	1501	1633	1765	1897	2029	2161	2293	2425
724 - 726	1236	1368	1500	1632	1764	1896	2028	2160	2292	2424
727 - 730	1235	1367	1499	1631	1763	1895	2027	2159	2291	2423
731 - 733	1234	1366	1498	1630	1762	1894	2026	2158	2290	2422
734 - 736	1233	1365	1497	1629	1761	1893	2025	2157	2289	2421
737 - 740	1232	1364	1496	1628	1760	1892	2024	2156	2288	2420
741 - 743	1231	1363	1495	1627	1759	1891	2023	2155	2287	2419
744 - 746	1230	1362	1494	1626	1758	1890	2022	2154	2286	2418
747 - 750	1229	1361	1493	1625	1757	1889	2021	2153	2285	2417
751 - 753	1228	1360	1492	1624	1756	1888	2020	2152	2284	2416
754 - 756	1227	1359	1491	1623	1755	1887	2019	2151	2283	2415
757 - 760	1226	1358	1490	1622	1754	1886	2018	2150	2282	2414
761 - 763	1225	1357	1489	1621	1753	1885	2017	2149	2281	2413
764 - 766	1224	1356	1488	1620	1752	1884	2016	2148	2280	2412
767 - 770	1223	1355	1487	1619	1751	1883	2015	2147	2279	2411
771 - 773	1222	1354	1486	1618	1750	1882	2014	2146	2278	2410
774 - 776	1221	1353	1485	1617	1749	1881	2013	2145	2277	2409
777 - 780	1220	1352	1484	1616	1748	1880	2012	2144	2276	2408
781 - 783	1219	1351	1483	1615	1747	1879	2011	2143	2275	2407
784 - 786	1218	1350	1482	1614	1746	1878	2010	2142	2274	2406
787 - 790	1217	1349	1481	1613	1745	1877	2009	2141	2273	2405
791 - 793	1216	1348	1480	1612	1744	1876	2008	2140	2272	2404
794 - 796	1215	1347	1479	1611	1743	1875	2007	2139	2271	2403
797 - 800	1214	1346	1478	1610	1742	1874	2006	2138	2270	2402
801 - 803	1213	1345	1477	1609	1741	1873	2005	2137	2269	2401
804 - 806	1212	1344	1476	1608	1740	1872	2004	2136	2268	2400
807 - 810	1211	1343	1475	1607	1739	1871	2003	2135	2267	2399
811 - 813	1210	1342	1474	1606	1738	1870	2002	2134	2266	2398

Basis of Coupon Issuance
 October 1, 2008
 Coupon Allotments by Household Size
 Number of Persons in the Household

Monthly Net Income	Coupon / EBT Allotments by Household Size									
	Number of Persons in the Household									
	11 Persons	12 Persons	13 Persons	14 Persons	15 Persons	16 Persons	17 Persons	18 Persons	19 Persons	20 Persons
814 - 816	1209	1341	1473	1605	1737	1869	2001	2133	2265	2397
817 - 820	1208	1340	1472	1604	1736	1868	2000	2132	2264	2396
821 - 823	1207	1339	1471	1603	1735	1867	1999	2131	2263	2395
824 - 826	1206	1338	1470	1602	1734	1866	1998	2130	2262	2394
827 - 830	1205	1337	1469	1601	1733	1865	1997	2129	2261	2393
831 - 833	1204	1336	1468	1600	1732	1864	1996	2128	2260	2392
834 - 836	1203	1335	1467	1599	1731	1863	1995	2127	2259	2391
837 - 840	1202	1334	1466	1598	1730	1862	1994	2126	2258	2390
841 - 843	1201	1333	1465	1597	1729	1861	1993	2125	2257	2389
844 - 846	1200	1332	1464	1596	1728	1860	1992	2124	2256	2388
847 - 850	1199	1331	1463	1595	1727	1859	1991	2123	2255	2387
851 - 853	1198	1330	1462	1594	1726	1858	1990	2122	2254	2386
854 - 856	1197	1329	1461	1593	1725	1857	1989	2121	2253	2385
857 - 860	1196	1328	1460	1592	1724	1856	1988	2120	2252	2384
861 - 863	1195	1327	1459	1591	1723	1855	1987	2119	2251	2383
864 - 866	1194	1326	1458	1590	1722	1854	1986	2118	2250	2382
867 - 870	1193	1325	1457	1589	1721	1853	1985	2117	2249	2381
871 - 873	1192	1324	1456	1588	1720	1852	1984	2116	2248	2380
874 - 876	1191	1323	1455	1587	1719	1851	1983	2115	2247	2379
877 - 880	1190	1322	1454	1586	1718	1850	1982	2114	2246	2378
881 - 883	1189	1321	1453	1585	1717	1849	1981	2113	2245	2377
884 - 886	1188	1320	1452	1584	1716	1848	1980	2112	2244	2376
887 - 890	1187	1319	1451	1583	1715	1847	1979	2111	2243	2375
891 - 893	1186	1318	1450	1582	1714	1846	1978	2110	2242	2374
894 - 896	1185	1317	1449	1581	1713	1845	1977	2109	2241	2373
897 - 900	1184	1316	1448	1580	1712	1844	1976	2108	2240	2372
901 - 903	1183	1315	1447	1579	1711	1843	1975	2107	2239	2371
904 - 906	1182	1314	1446	1578	1710	1842	1974	2106	2238	2370
907 - 910	1181	1313	1445	1577	1709	1841	1973	2105	2237	2369
911 - 913	1180	1312	1444	1576	1708	1840	1972	2104	2236	2368
914 - 916	1179	1311	1443	1575	1707	1839	1971	2103	2235	2367
917 - 920	1178	1310	1442	1574	1706	1838	1970	2102	2234	2366
921 - 923	1177	1309	1441	1573	1705	1837	1969	2101	2233	2365
924 - 926	1176	1308	1440	1572	1704	1836	1968	2100	2232	2364
927 - 930	1175	1307	1439	1571	1703	1835	1967	2099	2231	2363

Basis of Coupon Issuance
 October 1, 2008
 Coupon Allotments by Household Size
 Number of Persons in the Household

Monthly Net Income	Coupon / EBT Allotments by Household Size									
	Number of Persons in the Household									
	11 Persons	12 Persons	13 Persons	14 Persons	15 Persons	16 Persons	17 Persons	18 Persons	19 Persons	20 Persons
931 - 933	1174	1306	1438	1570	1702	1834	1966	2098	2230	2362
934 - 936	1173	1305	1437	1569	1701	1833	1965	2097	2229	2361
937 - 940	1172	1304	1436	1568	1700	1832	1964	2096	2228	2360
941 - 943	1171	1303	1435	1567	1699	1831	1963	2095	2227	2359
944 - 946	1170	1302	1434	1566	1698	1830	1962	2094	2226	2358
947 - 950	1169	1301	1433	1565	1697	1829	1961	2093	2225	2357
951 - 953	1168	1300	1432	1564	1696	1828	1960	2092	2224	2356
954 - 956	1167	1299	1431	1563	1695	1827	1959	2091	2223	2355
957 - 960	1166	1298	1430	1562	1694	1826	1958	2090	2222	2354
961 - 963	1165	1297	1429	1561	1693	1825	1957	2089	2221	2353
964 - 966	1164	1296	1428	1560	1692	1824	1956	2088	2220	2352
967 - 970	1163	1295	1427	1559	1691	1823	1955	2087	2219	2351
971 - 973	1162	1294	1426	1558	1690	1822	1954	2086	2218	2350
974 - 976	1161	1293	1425	1557	1689	1821	1953	2085	2217	2349
977 - 980	1160	1292	1424	1556	1688	1820	1952	2084	2216	2348
981 - 983	1159	1291	1423	1555	1687	1819	1951	2083	2215	2347
984 - 986	1158	1290	1422	1554	1686	1818	1950	2082	2214	2346
987 - 990	1157	1289	1421	1553	1685	1817	1949	2081	2213	2345
991 - 993	1156	1288	1420	1552	1684	1816	1948	2080	2212	2344
994 - 996	1155	1287	1419	1551	1683	1815	1947	2079	2211	2343
997 - 1000	1154	1286	1418	1550	1682	1814	1946	2078	2210	2342
1001 - 1003	1153	1285	1417	1549	1681	1813	1945	2077	2209	2341
1004 - 1006	1152	1284	1416	1548	1680	1812	1944	2076	2208	2340
1007 - 1010	1151	1283	1415	1547	1679	1811	1943	2075	2207	2339
1011 - 1013	1150	1282	1414	1546	1678	1810	1942	2074	2206	2338
1014 - 1016	1149	1281	1413	1545	1677	1809	1941	2073	2205	2337
1017 - 1020	1148	1280	1412	1544	1676	1808	1940	2072	2204	2336
1021 - 1023	1147	1279	1411	1543	1675	1807	1939	2071	2203	2335
1024 - 1026	1146	1278	1410	1542	1674	1806	1938	2070	2202	2334
1027 - 1030	1145	1277	1409	1541	1673	1805	1937	2069	2201	2333
1031 - 1033	1144	1276	1408	1540	1672	1804	1936	2068	2200	2332
1034 - 1036	1143	1275	1407	1539	1671	1803	1935	2067	2199	2331
1037 - 1040	1142	1274	1406	1538	1670	1802	1934	2066	2198	2330
1041 - 1043	1141	1273	1405	1537	1669	1801	1933	2065	2197	2329
1044 - 1046	1140	1272	1404	1536	1668	1800	1932	2064	2196	2328
1047 - 1050	1139	1271	1403	1535	1667	1799	1931	2063	2195	2327

Basis of Coupon Issuance
October 1, 2008
Coupon Allotments by Household Size
Number of Persons in the Household

Monthly Net Income	Coupon / EBT Allotments by Household Size									
	Number of Persons in the Household									
	11 Persons	12 Persons	13 Persons	14 Persons	15 Persons	16 Persons	17 Persons	18 Persons	19 Persons	20 Persons
1051 - 1053	1138	1270	1402	1534	1666	1798	1930	2062	2194	2326
1054 - 1056	1137	1269	1401	1533	1665	1797	1929	2061	2193	2325
1057 - 1060	1136	1268	1400	1532	1664	1796	1928	2060	2192	2324
1061 - 1063	1135	1267	1399	1531	1663	1795	1927	2059	2191	2323
1064 - 1066	1134	1266	1398	1530	1662	1794	1926	2058	2190	2322
1067 - 1070	1133	1265	1397	1529	1661	1793	1925	2057	2189	2321
1071 - 1073	1132	1264	1396	1528	1660	1792	1924	2056	2188	2320
1074 - 1076	1131	1263	1395	1527	1659	1791	1923	2055	2187	2319
1077 - 1080	1130	1262	1394	1526	1658	1790	1922	2054	2186	2318
1081 - 1083	1129	1261	1393	1525	1657	1789	1921	2053	2185	2317
1084 - 1086	1128	1260	1392	1524	1656	1788	1920	2052	2184	2316
1087 - 1090	1127	1259	1391	1523	1655	1787	1919	2051	2183	2315
1091 - 1093	1126	1258	1390	1522	1654	1786	1918	2050	2182	2314
1094 - 1096	1125	1257	1389	1521	1653	1785	1917	2049	2181	2313
1097 - 1100	1124	1256	1388	1520	1652	1784	1916	2048	2180	2312
1101 - 1103	1123	1255	1387	1519	1651	1783	1915	2047	2179	2311
1104 - 1106	1122	1254	1386	1518	1650	1782	1914	2046	2178	2310
1107 - 1110	1121	1253	1385	1517	1649	1781	1913	2045	2177	2309
1111 - 1113	1120	1252	1384	1516	1648	1780	1912	2044	2176	2308
1114 - 1116	1119	1251	1383	1515	1647	1779	1911	2043	2175	2307
1117 - 1120	1118	1250	1382	1514	1646	1778	1910	2042	2174	2306
1121 - 1123	1117	1249	1381	1513	1645	1777	1909	2041	2173	2305
1124 - 1126	1116	1248	1380	1512	1644	1776	1908	2040	2172	2304
1127 - 1130	1115	1247	1379	1511	1643	1775	1907	2039	2171	2303
1131 - 1133	1114	1246	1378	1510	1642	1774	1906	2038	2170	2302
1134 - 1136	1113	1245	1377	1509	1641	1773	1905	2037	2169	2301
1137 - 1140	1112	1244	1376	1508	1640	1772	1904	2036	2168	2300
1141 - 1143	1111	1243	1375	1507	1639	1771	1903	2035	2167	2299
1144 - 1146	1110	1242	1374	1506	1638	1770	1902	2034	2166	2298
1147 - 1150	1109	1241	1373	1505	1637	1769	1901	2033	2165	2297
1151 - 1153	1108	1240	1372	1504	1636	1768	1900	2032	2164	2296
1154 - 1156	1107	1239	1371	1503	1635	1767	1899	2031	2163	2295
1157 - 1160	1106	1238	1370	1502	1634	1766	1898	2030	2162	2294
1161 - 1163	1105	1237	1369	1501	1633	1765	1897	2029	2161	2293
1164 - 1166	1104	1236	1368	1500	1632	1764	1896	2028	2160	2292

Basis of Coupon Issuance
 October 1, 2008
 Coupon Allotments by Household Size
 Number of Persons in the Household

Monthly Net Income	Coupon / EBT Allotments by Household Size									
	Number of Persons in the Household									
	11 Persons	12 Persons	13 Persons	14 Persons	15 Persons	16 Persons	17 Persons	18 Persons	19 Persons	20 Persons
1167 - 1170	1103	1235	1367	1499	1631	1763	1895	2027	2159	2291
1171 - 1173	1102	1234	1366	1498	1630	1762	1894	2026	2158	2290
1174 - 1176	1101	1233	1365	1497	1629	1761	1893	2025	2157	2289
1177 - 1180	1100	1232	1364	1496	1628	1760	1892	2024	2156	2288
1181 - 1183	1099	1231	1363	1495	1627	1759	1891	2023	2155	2287
1184 - 1186	1098	1230	1362	1494	1626	1758	1890	2022	2154	2286
1187 - 1190	1097	1229	1361	1493	1625	1757	1889	2021	2153	2285
1191 - 1193	1096	1228	1360	1492	1624	1756	1888	2020	2152	2284
1194 - 1196	1095	1227	1359	1491	1623	1755	1887	2019	2151	2283
1197 - 1200	1094	1226	1358	1490	1622	1754	1886	2018	2150	2282
1201 - 1203	1093	1225	1357	1489	1621	1753	1885	2017	2149	2281
1204 - 1206	1092	1224	1356	1488	1620	1752	1884	2016	2148	2280
1207 - 1210	1091	1223	1355	1487	1619	1751	1883	2015	2147	2279
1211 - 1213	1090	1222	1354	1486	1618	1750	1882	2014	2146	2278
1214 - 1216	1089	1221	1353	1485	1617	1749	1881	2013	2145	2277
1217 - 1220	1088	1220	1352	1484	1616	1748	1880	2012	2144	2276
1221 - 1223	1087	1219	1351	1483	1615	1747	1879	2011	2143	2275
1224 - 1226	1086	1218	1350	1482	1614	1746	1878	2010	2142	2274
1227 - 1230	1085	1217	1349	1481	1613	1745	1877	2009	2141	2273
1231 - 1233	1084	1216	1348	1480	1612	1744	1876	2008	2140	2272
1234 - 1236	1083	1215	1347	1479	1611	1743	1875	2007	2139	2271
1237 - 1240	1082	1214	1346	1478	1610	1742	1874	2006	2138	2270
1241 - 1243	1081	1213	1345	1477	1609	1741	1873	2005	2137	2269
1244 - 1246	1080	1212	1344	1476	1608	1740	1872	2004	2136	2268
1247 - 1250	1079	1211	1343	1475	1607	1739	1871	2003	2135	2267
1251 - 1253	1078	1210	1342	1474	1606	1738	1870	2002	2134	2266
1254 - 1256	1077	1209	1341	1473	1605	1737	1869	2001	2133	2265
1257 - 1260	1076	1208	1340	1472	1604	1736	1868	2000	2132	2264
1261 - 1263	1075	1207	1339	1471	1603	1735	1867	1999	2131	2263
1264 - 1266	1074	1206	1338	1470	1602	1734	1866	1998	2130	2262
1267 - 1270	1073	1205	1337	1469	1601	1733	1865	1997	2129	2261
1271 - 1273	1072	1204	1336	1468	1600	1732	1864	1996	2128	2260
1274 - 1276	1071	1203	1335	1467	1599	1731	1863	1995	2127	2259
1277 - 1280	1070	1202	1334	1466	1598	1730	1862	1994	2126	2258
1281 - 1283	1069	1201	1333	1465	1597	1729	1861	1993	2125	2257

Basis of Coupon Issuance
 October 1, 2008
 Coupon Allotments by Household Size
 Number of Persons in the Household

Monthly Net Income	Coupon / EBT Allotments by Household Size									
	Number of Persons in the Household									
	11 Persons	12 Persons	13 Persons	14 Persons	15 Persons	16 Persons	17 Persons	18 Persons	19 Persons	20 Persons
1284 - 1286	1068	1200	1332	1464	1596	1728	1860	1992	2124	2256
1287 - 1290	1067	1199	1331	1463	1595	1727	1859	1991	2123	2255
1291 - 1293	1066	1198	1330	1462	1594	1726	1858	1990	2122	2254
1294 - 1296	1065	1197	1329	1461	1593	1725	1857	1989	2121	2253
1297 - 1300	1064	1196	1328	1460	1592	1724	1856	1988	2120	2252
1301 - 1303	1063	1195	1327	1459	1591	1723	1855	1987	2119	2251
1304 - 1306	1062	1194	1326	1458	1590	1722	1854	1986	2118	2250
1307 - 1310	1061	1193	1325	1457	1589	1721	1853	1985	2117	2249
1311 - 1313	1060	1192	1324	1456	1588	1720	1852	1984	2116	2248
1314 - 1316	1059	1191	1323	1455	1587	1719	1851	1983	2115	2247
1317 - 1320	1058	1190	1322	1454	1586	1718	1850	1982	2114	2246
1321 - 1323	1057	1189	1321	1453	1585	1717	1849	1981	2113	2245
1324 - 1326	1056	1188	1320	1452	1584	1716	1848	1980	2112	2244
1327 - 1330	1055	1187	1319	1451	1583	1715	1847	1979	2111	2243
1331 - 1333	1054	1186	1318	1450	1582	1714	1846	1978	2110	2242
1334 - 1336	1053	1185	1317	1449	1581	1713	1845	1977	2109	2241
1337 - 1340	1052	1184	1316	1448	1580	1712	1844	1976	2108	2240
1341 - 1343	1051	1183	1315	1447	1579	1711	1843	1975	2107	2239
1344 - 1346	1050	1182	1314	1446	1578	1710	1842	1974	2106	2238
1347 - 1350	1049	1181	1313	1445	1577	1709	1841	1973	2105	2237
1351 - 1353	1048	1180	1312	1444	1576	1708	1840	1972	2104	2236
1354 - 1356	1047	1179	1311	1443	1575	1707	1839	1971	2103	2235
1357 - 1360	1046	1178	1310	1442	1574	1706	1838	1970	2102	2234
1361 - 1363	1045	1177	1309	1441	1573	1705	1837	1969	2101	2233
1364 - 1366	1044	1176	1308	1440	1572	1704	1836	1968	2100	2232
1367 - 1370	1043	1175	1307	1439	1571	1703	1835	1967	2099	2231
1371 - 1373	1042	1174	1306	1438	1570	1702	1834	1966	2098	2230
1374 - 1376	1041	1173	1305	1437	1569	1701	1833	1965	2097	2229
1377 - 1380	1040	1172	1304	1436	1568	1700	1832	1964	2096	2228
1381 - 1383	1039	1171	1303	1435	1567	1699	1831	1963	2095	2227
1384 - 1386	1038	1170	1302	1434	1566	1698	1830	1962	2094	2226
1387 - 1390	1037	1169	1301	1433	1565	1697	1829	1961	2093	2225
1391 - 1393	1036	1168	1300	1432	1564	1696	1828	1960	2092	2224
1394 - 1396	1035	1167	1299	1431	1563	1695	1827	1959	2091	2223
1397 - 1400	1034	1166	1298	1430	1562	1694	1826	1958	2090	2222

Basis of Coupon Issuance
 October 1, 2008
 Coupon Allotments by Household Size
 Number of Persons in the Household

Monthly Net Income	Coupon / EBT Allotments by Household Size									
	Number of Persons in the Household									
	11 Persons	12 Persons	13 Persons	14 Persons	15 Persons	16 Persons	17 Persons	18 Persons	19 Persons	20 Persons
1401 - 1403	1033	1165	1297	1429	1561	1693	1825	1957	2089	2221
1404 - 1406	1032	1164	1296	1428	1560	1692	1824	1956	2088	2220
1407 - 1410	1031	1163	1295	1427	1559	1691	1823	1955	2087	2219
1411 - 1413	1030	1162	1294	1426	1558	1690	1822	1954	2086	2218
1414 - 1416	1029	1161	1293	1425	1557	1689	1821	1953	2085	2217
1417 - 1420	1028	1160	1292	1424	1556	1688	1820	1952	2084	2216
1421 - 1423	1027	1159	1291	1423	1555	1687	1819	1951	2083	2215
1424 - 1426	1026	1158	1290	1422	1554	1686	1818	1950	2082	2214
1427 - 1430	1025	1157	1289	1421	1553	1685	1817	1949	2081	2213
1431 - 1433	1024	1156	1288	1420	1552	1684	1816	1948	2080	2212
1434 - 1436	1023	1155	1287	1419	1551	1683	1815	1947	2079	2211
1437 - 1440	1022	1154	1286	1418	1550	1682	1814	1946	2078	2210
1441 - 1443	1021	1153	1285	1417	1549	1681	1813	1945	2077	2209
1444 - 1446	1020	1152	1284	1416	1548	1680	1812	1944	2076	2208
1447 - 1450	1019	1151	1283	1415	1547	1679	1811	1943	2075	2207
1451 - 1453	1018	1150	1282	1414	1546	1678	1810	1942	2074	2206
1454 - 1456	1017	1149	1281	1413	1545	1677	1809	1941	2073	2205
1457 - 1460	1016	1148	1280	1412	1544	1676	1808	1940	2072	2204
1461 - 1463	1015	1147	1279	1411	1543	1675	1807	1939	2071	2203
1464 - 1466	1014	1146	1278	1410	1542	1674	1806	1938	2070	2202
1467 - 1470	1013	1145	1277	1409	1541	1673	1805	1937	2069	2201
1471 - 1473	1012	1144	1276	1408	1540	1672	1804	1936	2068	2200
1474 - 1476	1011	1143	1275	1407	1539	1671	1803	1935	2067	2199
1477 - 1480	1010	1142	1274	1406	1538	1670	1802	1934	2066	2198
1481 - 1483	1009	1141	1273	1405	1537	1669	1801	1933	2065	2197
1484 - 1486	1008	1140	1272	1404	1536	1668	1800	1932	2064	2196
1487 - 1490	1007	1139	1271	1403	1535	1667	1799	1931	2063	2195
1491 - 1493	1006	1138	1270	1402	1534	1666	1798	1930	2062	2194
1494 - 1496	1005	1137	1269	1401	1533	1665	1797	1929	2061	2193
1497 - 1500	1004	1136	1268	1400	1532	1664	1796	1928	2060	2192
1501 - 1503	1003	1135	1267	1399	1531	1663	1795	1927	2059	2191
1504 - 1506	1002	1134	1266	1398	1530	1662	1794	1926	2058	2190
1507 - 1510	1001	1133	1265	1397	1529	1661	1793	1925	2057	2189
1511 - 1513	1000	1132	1264	1396	1528	1660	1792	1924	2056	2188
1514 - 1516	999	1131	1263	1395	1527	1659	1791	1923	2055	2187

Basis of Coupon Issuance
 October 1, 2008
 Coupon Allotments by Household Size
 Number of Persons in the Household

Monthly Net Income	Coupon / EBT Allotments by Household Size									
	Number of Persons in the Household									
	11 Persons	12 Persons	13 Persons	14 Persons	15 Persons	16 Persons	17 Persons	18 Persons	19 Persons	20 Persons
1517 - 1520	998	1130	1262	1394	1526	1658	1790	1922	2054	2186
1521 - 1523	997	1129	1261	1393	1525	1657	1789	1921	2053	2185
1524 - 1526	996	1128	1260	1392	1524	1656	1788	1920	2052	2184
1527 - 1530	995	1127	1259	1391	1523	1655	1787	1919	2051	2183
1531 - 1533	994	1126	1258	1390	1522	1654	1786	1918	2050	2182
1534 - 1536	993	1125	1257	1389	1521	1653	1785	1917	2049	2181
1537 - 1540	992	1124	1256	1388	1520	1652	1784	1916	2048	2180
1541 - 1543	991	1123	1255	1387	1519	1651	1783	1915	2047	2179
1544 - 1546	990	1122	1254	1386	1518	1650	1782	1914	2046	2178
1547 - 1550	989	1121	1253	1385	1517	1649	1781	1913	2045	2177
1551 - 1553	988	1120	1252	1384	1516	1648	1780	1912	2044	2176
1554 - 1556	987	1119	1251	1383	1515	1647	1779	1911	2043	2175
1557 - 1560	986	1118	1250	1382	1514	1646	1778	1910	2042	2174
1561 - 1563	985	1117	1249	1381	1513	1645	1777	1909	2041	2173
1564 - 1566	984	1116	1248	1380	1512	1644	1776	1908	2040	2172
1567 - 1570	983	1115	1247	1379	1511	1643	1775	1907	2039	2171
1571 - 1573	982	1114	1246	1378	1510	1642	1774	1906	2038	2170
1574 - 1576	981	1113	1245	1377	1509	1641	1773	1905	2037	2169
1577 - 1580	980	1112	1244	1376	1508	1640	1772	1904	2036	2168
1581 - 1583	979	1111	1243	1375	1507	1639	1771	1903	2035	2167
1584 - 1586	978	1110	1242	1374	1506	1638	1770	1902	2034	2166
1587 - 1590	977	1109	1241	1373	1505	1637	1769	1901	2033	2165
1591 - 1593	976	1108	1240	1372	1504	1636	1768	1900	2032	2164
1594 - 1596	975	1107	1239	1371	1503	1635	1767	1899	2031	2163
1597 - 1600	974	1106	1238	1370	1502	1634	1766	1898	2030	2162
1601 - 1603	973	1105	1237	1369	1501	1633	1765	1897	2029	2161
1604 - 1606	972	1104	1236	1368	1500	1632	1764	1896	2028	2160
1607 - 1610	971	1103	1235	1367	1499	1631	1763	1895	2027	2159
1611 - 1613	970	1102	1234	1366	1498	1630	1762	1894	2026	2158
1614 - 1616	969	1101	1233	1365	1497	1629	1761	1893	2025	2157
1617 - 1620	968	1100	1232	1364	1496	1628	1760	1892	2024	2156
1621 - 1623	967	1099	1231	1363	1495	1627	1759	1891	2023	2155
1624 - 1626	966	1098	1230	1362	1494	1626	1758	1890	2022	2154
1627 - 1630	965	1097	1229	1361	1493	1625	1757	1889	2021	2153
1631 - 1633	964	1096	1228	1360	1492	1624	1756	1888	2020	2152

Basis of Coupon Issuance
 October 1, 2008
 Coupon Allotments by Household Size
 Number of Persons in the Household

Monthly Net Income	Coupon / EBT Allotments by Household Size									
	Number of Persons in the Household									
	11 Persons	12 Persons	13 Persons	14 Persons	15 Persons	16 Persons	17 Persons	18 Persons	19 Persons	20 Persons
1634 - 1636	963	1095	1227	1359	1491	1623	1755	1887	2019	2151
1637 - 1640	962	1094	1226	1358	1490	1622	1754	1886	2018	2150
1641 - 1643	961	1093	1225	1357	1489	1621	1753	1885	2017	2149
1644 - 1646	960	1092	1224	1356	1488	1620	1752	1884	2016	2148
1647 - 1650	959	1091	1223	1355	1487	1619	1751	1883	2015	2147
1651 - 1653	958	1090	1222	1354	1486	1618	1750	1882	2014	2146
1654 - 1656	957	1089	1221	1353	1485	1617	1749	1881	2013	2145
1657 - 1660	956	1088	1220	1352	1484	1616	1748	1880	2012	2144
1661 - 1663	955	1087	1219	1351	1483	1615	1747	1879	2011	2143
1664 - 1666	954	1086	1218	1350	1482	1614	1746	1878	2010	2142
1667 - 1670	953	1085	1217	1349	1481	1613	1745	1877	2009	2141
1671 - 1673	952	1084	1216	1348	1480	1612	1744	1876	2008	2140
1674 - 1676	951	1083	1215	1347	1479	1611	1743	1875	2007	2139
1677 - 1680	950	1082	1214	1346	1478	1610	1742	1874	2006	2138
1681 - 1683	949	1081	1213	1345	1477	1609	1741	1873	2005	2137
1684 - 1686	948	1080	1212	1344	1476	1608	1740	1872	2004	2136
1687 - 1690	947	1079	1211	1343	1475	1607	1739	1871	2003	2135
1691 - 1693	946	1078	1210	1342	1474	1606	1738	1870	2002	2134
1694 - 1696	945	1077	1209	1341	1473	1605	1737	1869	2001	2133
1697 - 1700	944	1076	1208	1340	1472	1604	1736	1868	2000	2132
1701 - 1703	943	1075	1207	1339	1471	1603	1735	1867	1999	2131
1704 - 1706	942	1074	1206	1338	1470	1602	1734	1866	1998	2130
1707 - 1710	941	1073	1205	1337	1469	1601	1733	1865	1997	2129
1711 - 1713	940	1072	1204	1336	1468	1600	1732	1864	1996	2128
1714 - 1716	939	1071	1203	1335	1467	1599	1731	1863	1995	2127
1717 - 1720	938	1070	1202	1334	1466	1598	1730	1862	1994	2126
1721 - 1723	937	1069	1201	1333	1465	1597	1729	1861	1993	2125
1724 - 1726	936	1068	1200	1332	1464	1596	1728	1860	1992	2124
1727 - 1730	935	1067	1199	1331	1463	1595	1727	1859	1991	2123
1731 - 1733	934	1066	1198	1330	1462	1594	1726	1858	1990	2122
1734 - 1736	933	1065	1197	1329	1461	1593	1725	1857	1989	2121
1737 - 1740	932	1064	1196	1328	1460	1592	1724	1856	1988	2120
1741 - 1743	931	1063	1195	1327	1459	1591	1723	1855	1987	2119
1744 - 1746	930	1062	1194	1326	1458	1590	1722	1854	1986	2118
1747 - 1750	929	1061	1193	1325	1457	1589	1721	1853	1985	2117

Basis of Coupon Issuance
 October 1, 2008
 Coupon Allotments by Household Size
 Number of Persons in the Household

Monthly Net Income	Coupon / EBT Allotments by Household Size									
	Number of Persons in the Household									
	11 Persons	12 Persons	13 Persons	14 Persons	15 Persons	16 Persons	17 Persons	18 Persons	19 Persons	20 Persons
1751 - 1753	928	1060	1192	1324	1456	1588	1720	1852	1984	2116
1754 - 1756	927	1059	1191	1323	1455	1587	1719	1851	1983	2115
1757 - 1760	926	1058	1190	1322	1454	1586	1718	1850	1982	2114
1761 - 1763	925	1057	1189	1321	1453	1585	1717	1849	1981	2113
1764 - 1766	924	1056	1188	1320	1452	1584	1716	1848	1980	2112
1767 - 1770	923	1055	1187	1319	1451	1583	1715	1847	1979	2111
1771 - 1773	922	1054	1186	1318	1450	1582	1714	1846	1978	2110
1774 - 1776	921	1053	1185	1317	1449	1581	1713	1845	1977	2109
1777 - 1780	920	1052	1184	1316	1448	1580	1712	1844	1976	2108
1781 - 1783	919	1051	1183	1315	1447	1579	1711	1843	1975	2107
1784 - 1786	918	1050	1182	1314	1446	1578	1710	1842	1974	2106
1787 - 1790	917	1049	1181	1313	1445	1577	1709	1841	1973	2105
1791 - 1793	916	1048	1180	1312	1444	1576	1708	1840	1972	2104
1794 - 1796	915	1047	1179	1311	1443	1575	1707	1839	1971	2103
1797 - 1800	914	1046	1178	1310	1442	1574	1706	1838	1970	2102
1801 - 1803	913	1045	1177	1309	1441	1573	1705	1837	1969	2101
1804 - 1806	912	1044	1176	1308	1440	1572	1704	1836	1968	2100
1807 - 1810	911	1043	1175	1307	1439	1571	1703	1835	1967	2099
1811 - 1813	910	1042	1174	1306	1438	1570	1702	1834	1966	2098
1814 - 1816	909	1041	1173	1305	1437	1569	1701	1833	1965	2097
1817 - 1820	908	1040	1172	1304	1436	1568	1700	1832	1964	2096
1821 - 1823	907	1039	1171	1303	1435	1567	1699	1831	1963	2095
1824 - 1826	906	1038	1170	1302	1434	1566	1698	1830	1962	2094
1827 - 1830	905	1037	1169	1301	1433	1565	1697	1829	1961	2093
1831 - 1833	904	1036	1168	1300	1432	1564	1696	1828	1960	2092
1834 - 1836	903	1035	1167	1299	1431	1563	1695	1827	1959	2091
1837 - 1840	902	1034	1166	1298	1430	1562	1694	1826	1958	2090
1841 - 1843	901	1033	1165	1297	1429	1561	1693	1825	1957	2089
1844 - 1846	900	1032	1164	1296	1428	1560	1692	1824	1956	2088
1847 - 1850	899	1031	1163	1295	1427	1559	1691	1823	1955	2087
1851 - 1853	898	1030	1162	1294	1426	1558	1690	1822	1954	2086
1854 - 1856	897	1029	1161	1293	1425	1557	1689	1821	1953	2085
1857 - 1860	896	1028	1160	1292	1424	1556	1688	1820	1952	2084
1861 - 1863	895	1027	1159	1291	1423	1555	1687	1819	1951	2083
1864 - 1866	894	1026	1158	1290	1422	1554	1686	1818	1950	2082
1867 - 1870	893	1025	1157	1289	1421	1553	1685	1817	1949	2081

Basis of Coupon Issuance
October 1, 2008
Coupon Allotments by Household Size
Number of Persons in the Household

Monthly Net Income	Coupon / EBT Allotments by Household Size									
	Number of Persons in the Household									
	11 Persons	12 Persons	13 Persons	14 Persons	15 Persons	16 Persons	17 Persons	18 Persons	19 Persons	20 Persons
1871 - 1873	892	1024	1156	1288	1420	1552	1684	1816	1948	2080
1874 - 1876	891	1023	1155	1287	1419	1551	1683	1815	1947	2079
1877 - 1880	890	1022	1154	1286	1418	1550	1682	1814	1946	2078
1881 - 1883	889	1021	1153	1285	1417	1549	1681	1813	1945	2077
1884 - 1886	888	1020	1152	1284	1416	1548	1680	1812	1944	2076
1887 - 1890	887	1019	1151	1283	1415	1547	1679	1811	1943	2075
1891 - 1893	886	1018	1150	1282	1414	1546	1678	1810	1942	2074
1894 - 1896	885	1017	1149	1281	1413	1545	1677	1809	1941	2073
1897 - 1900	884	1016	1148	1280	1412	1544	1676	1808	1940	2072
1901 - 1903	883	1015	1147	1279	1411	1543	1675	1807	1939	2071
1904 - 1906	882	1014	1146	1278	1410	1542	1674	1806	1938	2070
1907 - 1910	881	1013	1145	1277	1409	1541	1673	1805	1937	2069
1911 - 1913	880	1012	1144	1276	1408	1540	1672	1804	1936	2068
1914 - 1916	879	1011	1143	1275	1407	1539	1671	1803	1935	2067
1917 - 1920	878	1010	1142	1274	1406	1538	1670	1802	1934	2066
1921 - 1923	877	1009	1141	1273	1405	1537	1669	1801	1933	2065
1924 - 1926	876	1008	1140	1272	1404	1536	1668	1800	1932	2064
1927 - 1930	875	1007	1139	1271	1403	1535	1667	1799	1931	2063
1931 - 1933	874	1006	1138	1270	1402	1534	1666	1798	1930	2062
1934 - 1936	873	1005	1137	1269	1401	1533	1665	1797	1929	2061
1937 - 1940	872	1004	1136	1268	1400	1532	1664	1796	1928	2060
1941 - 1943	871	1003	1135	1267	1399	1531	1663	1795	1927	2059
1944 - 1946	870	1002	1134	1266	1398	1530	1662	1794	1926	2058
1947 - 1950	869	1001	1133	1265	1397	1529	1661	1793	1925	2057
1951 - 1953	868	1000	1132	1264	1396	1528	1660	1792	1924	2056
1954 - 1956	867	999	1131	1263	1395	1527	1659	1791	1923	2055
1957 - 1960	866	998	1130	1262	1394	1526	1658	1790	1922	2054
1961 - 1963	865	997	1129	1261	1393	1525	1657	1789	1921	2053
1964 - 1966	864	996	1128	1260	1392	1524	1656	1788	1920	2052
1967 - 1970	863	995	1127	1259	1391	1523	1655	1787	1919	2051
1971 - 1973	862	994	1126	1258	1390	1522	1654	1786	1918	2050
1974 - 1976	861	993	1125	1257	1389	1521	1653	1785	1917	2049
1977 - 1980	860	992	1124	1256	1388	1520	1652	1784	1916	2048
1981 - 1983	859	991	1123	1255	1387	1519	1651	1783	1915	2047
1984 - 1986	858	990	1122	1254	1386	1518	1650	1782	1914	2046

Basis of Coupon Issuance
 October 1, 2008
 Coupon Allotments by Household Size
 Number of Persons in the Household

Monthly Net Income	Coupon / EBT Allotments by Household Size									
	Number of Persons in the Household									
	11 Persons	12 Persons	13 Persons	14 Persons	15 Persons	16 Persons	17 Persons	18 Persons	19 Persons	20 Persons
1987 - 1990	857	989	1121	1253	1385	1517	1649	1781	1913	2045
1991 - 1993	856	988	1120	1252	1384	1516	1648	1780	1912	2044
1994 - 1996	855	987	1119	1251	1383	1515	1647	1779	1911	2043
1997 - 2000	854	986	1118	1250	1382	1514	1646	1778	1910	2042
2001 - 2003	853	985	1117	1249	1381	1513	1645	1777	1909	2041
2004 - 2006	852	984	1116	1248	1380	1512	1644	1776	1908	2040
2007 - 2010	851	983	1115	1247	1379	1511	1643	1775	1907	2039
2011 - 2013	850	982	1114	1246	1378	1510	1642	1774	1906	2038
2014 - 2016	849	981	1113	1245	1377	1509	1641	1773	1905	2037
2017 - 2020	848	980	1112	1244	1376	1508	1640	1772	1904	2036
2021 - 2023	847	979	1111	1243	1375	1507	1639	1771	1903	2035
2024 - 2026	846	978	1110	1242	1374	1506	1638	1770	1902	2034
2027 - 2030	845	977	1109	1241	1373	1505	1637	1769	1901	2033
2031 - 2033	844	976	1108	1240	1372	1504	1636	1768	1900	2032
2034 - 2036	843	975	1107	1239	1371	1503	1635	1767	1899	2031
2037 - 2040	842	974	1106	1238	1370	1502	1634	1766	1898	2030
2041 - 2043	841	973	1105	1237	1369	1501	1633	1765	1897	2029
2044 - 2046	840	972	1104	1236	1368	1500	1632	1764	1896	2028
2047 - 2050	839	971	1103	1235	1367	1499	1631	1763	1895	2027
2051 - 2053	838	970	1102	1234	1366	1498	1630	1762	1894	2026
2054 - 2056	837	969	1101	1233	1365	1497	1629	1761	1893	2025
2057 - 2060	836	968	1100	1232	1364	1496	1628	1760	1892	2024
2061 - 2063	835	967	1099	1231	1363	1495	1627	1759	1891	2023
2064 - 2066	834	966	1098	1230	1362	1494	1626	1758	1890	2022
2067 - 2070	833	965	1097	1229	1361	1493	1625	1757	1889	2021
2071 - 2073	832	964	1096	1228	1360	1492	1624	1756	1888	2020
2074 - 2076	831	963	1095	1227	1359	1491	1623	1755	1887	2019
2077 - 2080	830	962	1094	1226	1358	1490	1622	1754	1886	2018
2081 - 2083	829	961	1093	1225	1357	1489	1621	1753	1885	2017
2084 - 2086	828	960	1092	1224	1356	1488	1620	1752	1884	2016
2087 - 2090	827	959	1091	1223	1355	1487	1619	1751	1883	2015
2091 - 2093	826	958	1090	1222	1354	1486	1618	1750	1882	2014
2094 - 2096	825	957	1089	1221	1353	1485	1617	1749	1881	2013
2097 - 2100	824	956	1088	1220	1352	1484	1616	1748	1880	2012
2101 - 2103	823	955	1087	1219	1351	1483	1615	1747	1879	2011

Basis of Coupon Issuance
 October 1, 2008
 Coupon Allotments by Household Size
 Number of Persons in the Household

Monthly Net Income	Coupon / EBT Allotments by Household Size									
	Number of Persons in the Household									
	11 Persons	12 Persons	13 Persons	14 Persons	15 Persons	16 Persons	17 Persons	18 Persons	19 Persons	20 Persons
2104 - 2106	822	954	1086	1218	1350	1482	1614	1746	1878	2010
2107 - 2110	821	953	1085	1217	1349	1481	1613	1745	1877	2009
2111 - 2113	820	952	1084	1216	1348	1480	1612	1744	1876	2008
2114 - 2116	819	951	1083	1215	1347	1479	1611	1743	1875	2007
2117 - 2120	818	950	1082	1214	1346	1478	1610	1742	1874	2006
2121 - 2123	817	949	1081	1213	1345	1477	1609	1741	1873	2005
2124 - 2126	816	948	1080	1212	1344	1476	1608	1740	1872	2004
2127 - 2130	815	947	1079	1211	1343	1475	1607	1739	1871	2003
2131 - 2133	814	946	1078	1210	1342	1474	1606	1738	1870	2002
2134 - 2136	813	945	1077	1209	1341	1473	1605	1737	1869	2001
2137 - 2140	812	944	1076	1208	1340	1472	1604	1736	1868	2000
2141 - 2143	811	943	1075	1207	1339	1471	1603	1735	1867	1999
2144 - 2146	810	942	1074	1206	1338	1470	1602	1734	1866	1998
2147 - 2150	809	941	1073	1205	1337	1469	1601	1733	1865	1997
2151 - 2153	808	940	1072	1204	1336	1468	1600	1732	1864	1996
2154 - 2156	807	939	1071	1203	1335	1467	1599	1731	1863	1995
2157 - 2160	806	938	1070	1202	1334	1466	1598	1730	1862	1994
2161 - 2163	805	937	1069	1201	1333	1465	1597	1729	1861	1993
2164 - 2166	804	936	1068	1200	1332	1464	1596	1728	1860	1992
2167 - 2170	803	935	1067	1199	1331	1463	1595	1727	1859	1991
2171 - 2173	802	934	1066	1198	1330	1462	1594	1726	1858	1990
2174 - 2176	801	933	1065	1197	1329	1461	1593	1725	1857	1989
2177 - 2180	800	932	1064	1196	1328	1460	1592	1724	1856	1988
2181 - 2183	799	931	1063	1195	1327	1459	1591	1723	1855	1987
2184 - 2186	798	930	1062	1194	1326	1458	1590	1722	1854	1986
2187 - 2190	797	929	1061	1193	1325	1457	1589	1721	1853	1985
2191 - 2193	796	928	1060	1192	1324	1456	1588	1720	1852	1984
2194 - 2196	795	927	1059	1191	1323	1455	1587	1719	1851	1983
2197 - 2200	794	926	1058	1190	1322	1454	1586	1718	1850	1982
2201 - 2203	793	925	1057	1189	1321	1453	1585	1717	1849	1981
2204 - 2206	792	924	1056	1188	1320	1452	1584	1716	1848	1980
2207 - 2210	791	923	1055	1187	1319	1451	1583	1715	1847	1979
2211 - 2213	790	922	1054	1186	1318	1450	1582	1714	1846	1978
2214 - 2216	789	921	1053	1185	1317	1449	1581	1713	1845	1977
2217 - 2220	788	920	1052	1184	1316	1448	1580	1712	1844	1976

Basis of Coupon Issuance
October 1, 2008
Coupon Allotments by Household Size
Number of Persons in the Household

%

Monthly Net Income	Coupon / EBT Allotments by Household Size									
	Number of Persons in the Household									
	11 Persons	12 Persons	13 Persons	14 Persons	15 Persons	16 Persons	17 Persons	18 Persons	19 Persons	20 Persons
2221 - 2223	787	919	1051	1183	1315	1447	1579	1711	1843	1975
2224 - 2226	786	918	1050	1182	1314	1446	1578	1710	1842	1974
2227 - 2230	785	917	1049	1181	1313	1445	1577	1709	1841	1973
2231 - 2233	784	916	1048	1180	1312	1444	1576	1708	1840	1972
2234 - 2236	783	915	1047	1179	1311	1443	1575	1707	1839	1971
2237 - 2240	782	914	1046	1178	1310	1442	1574	1706	1838	1970
2241 - 2243	781	913	1045	1177	1309	1441	1573	1705	1837	1969
2244 - 2246	780	912	1044	1176	1308	1440	1572	1704	1836	1968
2247 - 2250	779	911	1043	1175	1307	1439	1571	1703	1835	1967
2251 - 2253	778	910	1042	1174	1306	1438	1570	1702	1834	1966
2254 - 2256	777	909	1041	1173	1305	1437	1569	1701	1833	1965
2257 - 2260	776	908	1040	1172	1304	1436	1568	1700	1832	1964
2261 - 2263	775	907	1039	1171	1303	1435	1567	1699	1831	1963
2264 - 2266	774	906	1038	1170	1302	1434	1566	1698	1830	1962
2267 - 2270	773	905	1037	1169	1301	1433	1565	1697	1829	1961
2271 - 2273	772	904	1036	1168	1300	1432	1564	1696	1828	1960
2274 - 2276	771	903	1035	1167	1299	1431	1563	1695	1827	1959
2277 - 2280	770	902	1034	1166	1298	1430	1562	1694	1826	1958
2281 - 2283	769	901	1033	1165	1297	1429	1561	1693	1825	1957
2284 - 2286	768	900	1032	1164	1296	1428	1560	1692	1824	1956
2287 - 2290	767	899	1031	1163	1295	1427	1559	1691	1823	1955
2291 - 2293	766	898	1030	1162	1294	1426	1558	1690	1822	1954
2294 - 2296	765	897	1029	1161	1293	1425	1557	1689	1821	1953
2297 - 2300	764	896	1028	1160	1292	1424	1556	1688	1820	1952
2301 - 2303	763	895	1027	1159	1291	1423	1555	1687	1819	1951
2304 - 2306	762	894	1026	1158	1290	1422	1554	1686	1818	1950
2307 - 2310	761	893	1025	1157	1289	1421	1553	1685	1817	1949
2311 - 2313	760	892	1024	1156	1288	1420	1552	1684	1816	1948
2314 - 2316	759	891	1023	1155	1287	1419	1551	1683	1815	1947
2317 - 2320	758	890	1022	1154	1286	1418	1550	1682	1814	1946
2321 - 2323	757	889	1021	1153	1285	1417	1549	1681	1813	1945
2324 - 2326	756	888	1020	1152	1284	1416	1548	1680	1812	1944
2327 - 2330	755	887	1019	1151	1283	1415	1547	1679	1811	1943
2331 - 2333	754	886	1018	1150	1282	1414	1546	1678	1810	1942
2334 - 2336	753	885	1017	1149	1281	1413	1545	1677	1809	1941

Basis of Coupon Issuance
 October 1, 2008
 Coupon Allotments by Household Size
 Number of Persons in the Household

Monthly Net Income	Coupon / EBT Allotments by Household Size									
	Number of Persons in the Household									
	11 Persons	12 Persons	13 Persons	14 Persons	15 Persons	16 Persons	17 Persons	18 Persons	19 Persons	20 Persons
2337 - 2340	752	884	1016	1148	1280	1412	1544	1676	1808	1940
2341 - 2343	751	883	1015	1147	1279	1411	1543	1675	1807	1939
2344 - 2346	750	882	1014	1146	1278	1410	1542	1674	1806	1938
2347 - 2350	749	881	1013	1145	1277	1409	1541	1673	1805	1937
2351 - 2353	748	880	1012	1144	1276	1408	1540	1672	1804	1936
2354 - 2356	747	879	1011	1143	1275	1407	1539	1671	1803	1935
2357 - 2360	746	878	1010	1142	1274	1406	1538	1670	1802	1934
2361 - 2363	745	877	1009	1141	1273	1405	1537	1669	1801	1933
2364 - 2366	744	876	1008	1140	1272	1404	1536	1668	1800	1932
2367 - 2370	743	875	1007	1139	1271	1403	1535	1667	1799	1931
2371 - 2373	742	874	1006	1138	1270	1402	1534	1666	1798	1930
2374 - 2376	741	873	1005	1137	1269	1401	1533	1665	1797	1929
2377 - 2380	740	872	1004	1136	1268	1400	1532	1664	1796	1928
2381 - 2383	739	871	1003	1135	1267	1399	1531	1663	1795	1927
2384 - 2386	738	870	1002	1134	1266	1398	1530	1662	1794	1926
2387 - 2390	737	869	1001	1133	1265	1397	1529	1661	1793	1925
2391 - 2393	736	868	1000	1132	1264	1396	1528	1660	1792	1924
2394 - 2396	735	867	999	1131	1263	1395	1527	1659	1791	1923
2397 - 2400	734	866	998	1130	1262	1394	1526	1658	1790	1922
2401 - 2403	733	865	997	1129	1261	1393	1525	1657	1789	1921
2404 - 2406	732	864	996	1128	1260	1392	1524	1656	1788	1920
2407 - 2410	731	863	995	1127	1259	1391	1523	1655	1787	1919
2411 - 2413	730	862	994	1126	1258	1390	1522	1654	1786	1918
2414 - 2416	729	861	993	1125	1257	1389	1521	1653	1785	1917
2417 - 2420	728	860	992	1124	1256	1388	1520	1652	1784	1916
2421 - 2423	727	859	991	1123	1255	1387	1519	1651	1783	1915
2424 - 2426	726	858	990	1122	1254	1386	1518	1650	1782	1914
2427 - 2430	725	857	989	1121	1253	1385	1517	1649	1781	1913
2431 - 2433	724	856	988	1120	1252	1384	1516	1648	1780	1912
2434 - 2436	723	855	987	1119	1251	1383	1515	1647	1779	1911
2437 - 2440	722	854	986	1118	1250	1382	1514	1646	1778	1910
2441 - 2443	721	853	985	1117	1249	1381	1513	1645	1777	1909
2444 - 2446	720	852	984	1116	1248	1380	1512	1644	1776	1908
2447 - 2450	719	851	983	1115	1247	1379	1511	1643	1775	1907
2451 - 2453	718	850	982	1114	1246	1378	1510	1642	1774	1906

Basis of Coupon Issuance
 October 1, 2008
 Coupon Allotments by Household Size
 Number of Persons in the Household

Monthly Net Income	Coupon / EBT Allotments by Household Size									
	Number of Persons in the Household									
	11 Persons	12 Persons	13 Persons	14 Persons	15 Persons	16 Persons	17 Persons	18 Persons	19 Persons	20 Persons
2454 - 2456	717	849	981	1113	1245	1377	1509	1641	1773	1905
2457 - 2460	716	848	980	1112	1244	1376	1508	1640	1772	1904
2461 - 2463	715	847	979	1111	1243	1375	1507	1639	1771	1903
2464 - 2466	714	846	978	1110	1242	1374	1506	1638	1770	1902
2467 - 2470	713	845	977	1109	1241	1373	1505	1637	1769	1901
2471 - 2473	712	844	976	1108	1240	1372	1504	1636	1768	1900
2474 - 2476	711	843	975	1107	1239	1371	1503	1635	1767	1899
2477 - 2480	710	842	974	1106	1238	1370	1502	1634	1766	1898
2481 - 2483	709	841	973	1105	1237	1369	1501	1633	1765	1897
2484 - 2486	708	840	972	1104	1236	1368	1500	1632	1764	1896
2487 - 2490	707	839	971	1103	1235	1367	1499	1631	1763	1895
2491 - 2493	706	838	970	1102	1234	1366	1498	1630	1762	1894
2494 - 2496	705	837	969	1101	1233	1365	1497	1629	1761	1893
2497 - 2500	704	836	968	1100	1232	1364	1496	1628	1760	1892
2501 - 2503	703	835	967	1099	1231	1363	1495	1627	1759	1891
2504 - 2506	702	834	966	1098	1230	1362	1494	1626	1758	1890
2507 - 2510	701	833	965	1097	1229	1361	1493	1625	1757	1889
2511 - 2513	700	832	964	1096	1228	1360	1492	1624	1756	1888
2514 - 2516	699	831	963	1095	1227	1359	1491	1623	1755	1887
2517 - 2520	698	830	962	1094	1226	1358	1490	1622	1754	1886
2521 - 2523	697	829	961	1093	1225	1357	1489	1621	1753	1885
2524 - 2526	696	828	960	1092	1224	1356	1488	1620	1752	1884
2527 - 2530	695	827	959	1091	1223	1355	1487	1619	1751	1883
2531 - 2533	694	826	958	1090	1222	1354	1486	1618	1750	1882
2534 - 2536	693	825	957	1089	1221	1353	1485	1617	1749	1881
2537 - 2540	692	824	956	1088	1220	1352	1484	1616	1748	1880
2541 - 2543	691	823	955	1087	1219	1351	1483	1615	1747	1879
2544 - 2546	690	822	954	1086	1218	1350	1482	1614	1746	1878
2547 - 2550	689	821	953	1085	1217	1349	1481	1613	1745	1877
2551 - 2553	688	820	952	1084	1216	1348	1480	1612	1744	1876
2554 - 2556	687	819	951	1083	1215	1347	1479	1611	1743	1875
2557 - 2560	686	818	950	1082	1214	1346	1478	1610	1742	1874
2561 - 2563	685	817	949	1081	1213	1345	1477	1609	1741	1873
2564 - 2566	684	816	948	1080	1212	1344	1476	1608	1740	1872
2567 - 2570	683	815	947	1079	1211	1343	1475	1607	1739	1871

Basis of Coupon Issuance
 October 1, 2008
 Coupon Allotments by Household Size
 Number of Persons in the Household

Monthly Net Income	Coupon / EBT Allotments by Household Size									
	Number of Persons in the Household									
	11 Persons	12 Persons	13 Persons	14 Persons	15 Persons	16 Persons	17 Persons	18 Persons	19 Persons	20 Persons
2571 - 2573	682	814	946	1078	1210	1342	1474	1606	1738	1870
2574 - 2576	681	813	945	1077	1209	1341	1473	1605	1737	1869
2577 - 2580	680	812	944	1076	1208	1340	1472	1604	1736	1868
2581 - 2583	679	811	943	1075	1207	1339	1471	1603	1735	1867
2584 - 2586	678	810	942	1074	1206	1338	1470	1602	1734	1866
2587 - 2590	677	809	941	1073	1205	1337	1469	1601	1733	1865
2591 - 2593	676	808	940	1072	1204	1336	1468	1600	1732	1864
2594 - 2596	675	807	939	1071	1203	1335	1467	1599	1731	1863
2597 - 2600	674	806	938	1070	1202	1334	1466	1598	1730	1862
2601 - 2603	673	805	937	1069	1201	1333	1465	1597	1729	1861
2604 - 2606	672	804	936	1068	1200	1332	1464	1596	1728	1860
2607 - 2610	671	803	935	1067	1199	1331	1463	1595	1727	1859
2611 - 2613	670	802	934	1066	1198	1330	1462	1594	1726	1858
2614 - 2616	669	801	933	1065	1197	1329	1461	1593	1725	1857
2617 - 2620	668	800	932	1064	1196	1328	1460	1592	1724	1856
2621 - 2623	667	799	931	1063	1195	1327	1459	1591	1723	1855
2624 - 2626	666	798	930	1062	1194	1326	1458	1590	1722	1854
2627 - 2630	665	797	929	1061	1193	1325	1457	1589	1721	1853
2631 - 2633	664	796	928	1060	1192	1324	1456	1588	1720	1852
2634 - 2636	663	795	927	1059	1191	1323	1455	1587	1719	1851
2637 - 2640	662	794	926	1058	1190	1322	1454	1586	1718	1850
2641 - 2643	661	793	925	1057	1189	1321	1453	1585	1717	1849
2644 - 2646	660	792	924	1056	1188	1320	1452	1584	1716	1848
2647 - 2650	659	791	923	1055	1187	1319	1451	1583	1715	1847
2651 - 2653	658	790	922	1054	1186	1318	1450	1582	1714	1846
2654 - 2656	657	789	921	1053	1185	1317	1449	1581	1713	1845
2657 - 2660	656	788	920	1052	1184	1316	1448	1580	1712	1844
2661 - 2663	655	787	919	1051	1183	1315	1447	1579	1711	1843
2664 - 2666	654	786	918	1050	1182	1314	1446	1578	1710	1842
2667 - 2670	653	785	917	1049	1181	1313	1445	1577	1709	1841
2671 - 2673	652	784	916	1048	1180	1312	1444	1576	1708	1840
2674 - 2676	651	783	915	1047	1179	1311	1443	1575	1707	1839
2677 - 2680	650	782	914	1046	1178	1310	1442	1574	1706	1838
2681 - 2683	649	781	913	1045	1177	1309	1441	1573	1705	1837
2684 - 2686	648	780	912	1044	1176	1308	1440	1572	1704	1836
2687 - 2690	647	779	911	1043	1175	1307	1439	1571	1703	1835

Basis of Coupon Issuance
 October 1, 2008
 Coupon Allotments by Household Size
 Number of Persons in the Household

Monthly Net Income	Coupon / EBT Allotments by Household Size									
	Number of Persons in the Household									
	11 Persons	12 Persons	13 Persons	14 Persons	15 Persons	16 Persons	17 Persons	18 Persons	19 Persons	20 Persons
2691 - 2693	646	778	910	1042	1174	1306	1438	1570	1702	1834
2694 - 2696	645	777	909	1041	1173	1305	1437	1569	1701	1833
2697 - 2700	644	776	908	1040	1172	1304	1436	1568	1700	1832
2701 - 2703	643	775	907	1039	1171	1303	1435	1567	1699	1831
2704 - 2706	642	774	906	1038	1170	1302	1434	1566	1698	1830
2707 - 2710	641	773	905	1037	1169	1301	1433	1565	1697	1829
2711 - 2713	640	772	904	1036	1168	1300	1432	1564	1696	1828
2714 - 2716	639	771	903	1035	1167	1299	1431	1563	1695	1827
2717 - 2720	638	770	902	1034	1166	1298	1430	1562	1694	1826
2721 - 2723	637	769	901	1033	1165	1297	1429	1561	1693	1825
2724 - 2726	636	768	900	1032	1164	1296	1428	1560	1692	1824
2727 - 2730	635	767	899	1031	1163	1295	1427	1559	1691	1823
2731 - 2733	634	766	898	1030	1162	1294	1426	1558	1690	1822
2734 - 2736	633	765	897	1029	1161	1293	1425	1557	1689	1821
2737 - 2740	632	764	896	1028	1160	1292	1424	1556	1688	1820
2741 - 2743	631	763	895	1027	1159	1291	1423	1555	1687	1819
2744 - 2746	630	762	894	1026	1158	1290	1422	1554	1686	1818
2747 - 2750	629	761	893	1025	1157	1289	1421	1553	1685	1817
2751 - 2753	628	760	892	1024	1156	1288	1420	1552	1684	1816
2754 - 2756	627	759	891	1023	1155	1287	1419	1551	1683	1815
2757 - 2760	626	758	890	1022	1154	1286	1418	1550	1682	1814
2761 - 2763	625	757	889	1021	1153	1285	1417	1549	1681	1813
2764 - 2766	624	756	888	1020	1152	1284	1416	1548	1680	1812
2767 - 2770	623	755	887	1019	1151	1283	1415	1547	1679	1811
2771 - 2773	622	754	886	1018	1150	1282	1414	1546	1678	1810
2774 - 2776	621	753	885	1017	1149	1281	1413	1545	1677	1809
2777 - 2780	620	752	884	1016	1148	1280	1412	1544	1676	1808
2781 - 2783	619	751	883	1015	1147	1279	1411	1543	1675	1807
2784 - 2786	618	750	882	1014	1146	1278	1410	1542	1674	1806
2787 - 2790	617	749	881	1013	1145	1277	1409	1541	1673	1805
2791 - 2793	616	748	880	1012	1144	1276	1408	1540	1672	1804
2794 - 2796	615	747	879	1011	1143	1275	1407	1539	1671	1803
2797 - 2800	614	746	878	1010	1142	1274	1406	1538	1670	1802
2801 - 2803	613	745	877	1009	1141	1273	1405	1537	1669	1801
2804 - 2806	612	744	876	1008	1140	1272	1404	1536	1668	1800

Basis of Coupon Issuance
 October 1, 2008
 Coupon Allotments by Household Size
 Number of Persons in the Household

Monthly Net Income	Coupon / EBT Allotments by Household Size									
	Number of Persons in the Household									
	11 Persons	12 Persons	13 Persons	14 Persons	15 Persons	16 Persons	17 Persons	18 Persons	19 Persons	20 Persons
2807 - 2810	611	743	875	1007	1139	1271	1403	1535	1667	1799
2811 - 2813	610	742	874	1006	1138	1270	1402	1534	1666	1798
2814 - 2816	609	741	873	1005	1137	1269	1401	1533	1665	1797
2817 - 2820	608	740	872	1004	1136	1268	1400	1532	1664	1796
2821 - 2823	607	739	871	1003	1135	1267	1399	1531	1663	1795
2824 - 2826	606	738	870	1002	1134	1266	1398	1530	1662	1794
2827 - 2830	605	737	869	1001	1133	1265	1397	1529	1661	1793
2831 - 2833	604	736	868	1000	1132	1264	1396	1528	1660	1792
2834 - 2836	603	735	867	999	1131	1263	1395	1527	1659	1791
2837 - 2840	602	734	866	998	1130	1262	1394	1526	1658	1790
2841 - 2843	601	733	865	997	1129	1261	1393	1525	1657	1789
2844 - 2846	600	732	864	996	1128	1260	1392	1524	1656	1788
2847 - 2850	599	731	863	995	1127	1259	1391	1523	1655	1787
2851 - 2853	598	730	862	994	1126	1258	1390	1522	1654	1786
2854 - 2856	597	729	861	993	1125	1257	1389	1521	1653	1785
2857 - 2860	596	728	860	992	1124	1256	1388	1520	1652	1784
2861 - 2863	595	727	859	991	1123	1255	1387	1519	1651	1783
2864 - 2866	594	726	858	990	1122	1254	1386	1518	1650	1782
2867 - 2870	593	725	857	989	1121	1253	1385	1517	1649	1781
2871 - 2873	592	724	856	988	1120	1252	1384	1516	1648	1780
2874 - 2876	591	723	855	987	1119	1251	1383	1515	1647	1779
2877 - 2880	590	722	854	986	1118	1250	1382	1514	1646	1778
2881 - 2883	589	721	853	985	1117	1249	1381	1513	1645	1777
2884 - 2886	588	720	852	984	1116	1248	1380	1512	1644	1776
2887 - 2890	587	719	851	983	1115	1247	1379	1511	1643	1775
2891 - 2893	586	718	850	982	1114	1246	1378	1510	1642	1774
2894 - 2896	585	717	849	981	1113	1245	1377	1509	1641	1773
2897 - 2900	584	716	848	980	1112	1244	1376	1508	1640	1772
2901 - 2903	583	715	847	979	1111	1243	1375	1507	1639	1771
2904 - 2906	582	714	846	978	1110	1242	1374	1506	1638	1770
2907 - 2910	581	713	845	977	1109	1241	1373	1505	1637	1769
2911 - 2913	580	712	844	976	1108	1240	1372	1504	1636	1768
2914 - 2916	579	711	843	975	1107	1239	1371	1503	1635	1767
2917 - 2920	578	710	842	974	1106	1238	1370	1502	1634	1766
2921 - 2923	577	709	841	973	1105	1237	1369	1501	1633	1765

Basis of Coupon Issuance
 October 1, 2008
 Coupon Allotments by Household Size
 Number of Persons in the Household

Monthly Net Income	Coupon / EBT Allotments by Household Size									
	Number of Persons in the Household									
	11 Persons	12 Persons	13 Persons	14 Persons	15 Persons	16 Persons	17 Persons	18 Persons	19 Persons	20 Persons
2924 - 2926	576	708	840	972	1104	1236	1368	1500	1632	1764
2927 - 2930	575	707	839	971	1103	1235	1367	1499	1631	1763
2931 - 2933	574	706	838	970	1102	1234	1366	1498	1630	1762
2934 - 2936	573	705	837	969	1101	1233	1365	1497	1629	1761
2937 - 2940	572	704	836	968	1100	1232	1364	1496	1628	1760
2941 - 2943	571	703	835	967	1099	1231	1363	1495	1627	1759
2944 - 2946	570	702	834	966	1098	1230	1362	1494	1626	1758
2947 - 2950	569	701	833	965	1097	1229	1361	1493	1625	1757
2951 - 2953	568	700	832	964	1096	1228	1360	1492	1624	1756
2954 - 2956	567	699	831	963	1095	1227	1359	1491	1623	1755
2957 - 2960	566	698	830	962	1094	1226	1358	1490	1622	1754
2961 - 2963	565	697	829	961	1093	1225	1357	1489	1621	1753
2964 - 2966	564	696	828	960	1092	1224	1356	1488	1620	1752
2967 - 2970	563	695	827	959	1091	1223	1355	1487	1619	1751
2971 - 2973	562	694	826	958	1090	1222	1354	1486	1618	1750
2974 - 2976	561	693	825	957	1089	1221	1353	1485	1617	1749
2977 - 2980	560	692	824	956	1088	1220	1352	1484	1616	1748
2981 - 2983	559	691	823	955	1087	1219	1351	1483	1615	1747
2984 - 2986	558	690	822	954	1086	1218	1350	1482	1614	1746
2987 - 2990	557	689	821	953	1085	1217	1349	1481	1613	1745
2991 - 2993	556	688	820	952	1084	1216	1348	1480	1612	1744
2994 - 2996	555	687	819	951	1083	1215	1347	1479	1611	1743
2997 - 3000	554	686	818	950	1082	1214	1346	1478	1610	1742
3001 - 3003	553	685	817	949	1081	1213	1345	1477	1609	1741
3004 - 3006	552	684	816	948	1080	1212	1344	1476	1608	1740
3007 - 3010	551	683	815	947	1079	1211	1343	1475	1607	1739
3011 - 3013	550	682	814	946	1078	1210	1342	1474	1606	1738
3014 - 3016	549	681	813	945	1077	1209	1341	1473	1605	1737
3017 - 3020	548	680	812	944	1076	1208	1340	1472	1604	1736
3021 - 3023	547	679	811	943	1075	1207	1339	1471	1603	1735
3024 - 3026	546	678	810	942	1074	1206	1338	1470	1602	1734
3027 - 3030	545	677	809	941	1073	1205	1337	1469	1601	1733
3031 - 3033	544	676	808	940	1072	1204	1336	1468	1600	1732
3034 - 3036	543	675	807	939	1071	1203	1335	1467	1599	1731
3037 - 3040	542	674	806	938	1070	1202	1334	1466	1598	1730

Basis of Coupon Issuance
 October 1, 2008
 Coupon Allotments by Household Size
 Number of Persons in the Household

Monthly Net Income	Coupon / EBT Allotments by Household Size									
	Number of Persons in the Household									
	11 Persons	12 Persons	13 Persons	14 Persons	15 Persons	16 Persons	17 Persons	18 Persons	19 Persons	20 Persons
3041 - 3043	541	673	805	937	1069	1201	1333	1465	1597	1729
3044 - 3046	540	672	804	936	1068	1200	1332	1464	1596	1728
3047 - 3050	539	671	803	935	1067	1199	1331	1463	1595	1727
3051 - 3053	538	670	802	934	1066	1198	1330	1462	1594	1726
3054 - 3056	537	669	801	933	1065	1197	1329	1461	1593	1725
3057 - 3060	536	668	800	932	1064	1196	1328	1460	1592	1724
3061 - 3063	535	667	799	931	1063	1195	1327	1459	1591	1723
3064 - 3066	534	666	798	930	1062	1194	1326	1458	1590	1722
3067 - 3070	533	665	797	929	1061	1193	1325	1457	1589	1721
3071 - 3073	532	664	796	928	1060	1192	1324	1456	1588	1720
3074 - 3076	531	663	795	927	1059	1191	1323	1455	1587	1719
3077 - 3080	530	662	794	926	1058	1190	1322	1454	1586	1718
3081 - 3083	529	661	793	925	1057	1189	1321	1453	1585	1717
3084 - 3086	528	660	792	924	1056	1188	1320	1452	1584	1716
3087 - 3090	527	659	791	923	1055	1187	1319	1451	1583	1715
3091 - 3093	526	658	790	922	1054	1186	1318	1450	1582	1714
3094 - 3096	525	657	789	921	1053	1185	1317	1449	1581	1713
3097 - 3100	524	656	788	920	1052	1184	1316	1448	1580	1712
3101 - 3103	523	655	787	919	1051	1183	1315	1447	1579	1711
3104 - 3106	522	654	786	918	1050	1182	1314	1446	1578	1710
3107 - 3110	521	653	785	917	1049	1181	1313	1445	1577	1709
3111 - 3113	520	652	784	916	1048	1180	1312	1444	1576	1708
3114 - 3116	519	651	783	915	1047	1179	1311	1443	1575	1707
3117 - 3120	518	650	782	914	1046	1178	1310	1442	1574	1706
3121 - 3123	517	649	781	913	1045	1177	1309	1441	1573	1705
3124 - 3126	516	648	780	912	1044	1176	1308	1440	1572	1704
3127 - 3130	515	647	779	911	1043	1175	1307	1439	1571	1703
3131 - 3133	514	646	778	910	1042	1174	1306	1438	1570	1702
3134 - 3136	513	645	777	909	1041	1173	1305	1437	1569	1701
3137 - 3140	512	644	776	908	1040	1172	1304	1436	1568	1700
3141 - 3143	511	643	775	907	1039	1171	1303	1435	1567	1699
3144 - 3146	510	642	774	906	1038	1170	1302	1434	1566	1698
3147 - 3150	509	641	773	905	1037	1169	1301	1433	1565	1697
3151 - 3153	508	640	772	904	1036	1168	1300	1432	1564	1696
3154 - 3156	507	639	771	903	1035	1167	1299	1431	1563	1695

Basis of Coupon Issuance
 October 1, 2008
 Coupon Allotments by Household Size
 Number of Persons in the Household

Monthly Net Income	Coupon / EBT Allotments by Household Size									
	Number of Persons in the Household									
	11 Persons	12 Persons	13 Persons	14 Persons	15 Persons	16 Persons	17 Persons	18 Persons	19 Persons	20 Persons
3157 - 3160	506	638	770	902	1034	1166	1298	1430	1562	1694
3161 - 3163	505	637	769	901	1033	1165	1297	1429	1561	1693
3164 - 3166	504	636	768	900	1032	1164	1296	1428	1560	1692
3167 - 3170	503	635	767	899	1031	1163	1295	1427	1559	1691
3171 - 3173	502	634	766	898	1030	1162	1294	1426	1558	1690
3174 - 3176	501	633	765	897	1029	1161	1293	1425	1557	1689
3177 - 3180	500	632	764	896	1028	1160	1292	1424	1556	1688
3181 - 3183	499	631	763	895	1027	1159	1291	1423	1555	1687
3184 - 3186	498	630	762	894	1026	1158	1290	1422	1554	1686
3187 - 3190	497	629	761	893	1025	1157	1289	1421	1553	1685
3191 - 3193	496	628	760	892	1024	1156	1288	1420	1552	1684
3194 - 3196	495	627	759	891	1023	1155	1287	1419	1551	1683
3197 - 3200	494	626	758	890	1022	1154	1286	1418	1550	1682
3201 - 3203	493	625	757	889	1021	1153	1285	1417	1549	1681
3204 - 3206	492	624	756	888	1020	1152	1284	1416	1548	1680
3207 - 3210	491	623	755	887	1019	1151	1283	1415	1547	1679
3211 - 3213	490	622	754	886	1018	1150	1282	1414	1546	1678
3214 - 3216	489	621	753	885	1017	1149	1281	1413	1545	1677
3217 - 3220	488	620	752	884	1016	1148	1280	1412	1544	1676
3221 - 3223	487	619	751	883	1015	1147	1279	1411	1543	1675
3224 - 3226	486	618	750	882	1014	1146	1278	1410	1542	1674
3227 - 3230	485	617	749	881	1013	1145	1277	1409	1541	1673
3231 - 3233	484	616	748	880	1012	1144	1276	1408	1540	1672
3234 - 3236	483	615	747	879	1011	1143	1275	1407	1539	1671
3237 - 3240	482	614	746	878	1010	1142	1274	1406	1538	1670
3241 - 3243	481	613	745	877	1009	1141	1273	1405	1537	1669
3244 - 3246	480	612	744	876	1008	1140	1272	1404	1536	1668
3247 - 3250	479	611	743	875	1007	1139	1271	1403	1535	1667
3251 - 3253	478	610	742	874	1006	1138	1270	1402	1534	1666
3254 - 3256	477	609	741	873	1005	1137	1269	1401	1533	1665
3257 - 3260	476	608	740	872	1004	1136	1268	1400	1532	1664
3261 - 3263	475	607	739	871	1003	1135	1267	1399	1531	1663
3264 - 3266	474	606	738	870	1002	1134	1266	1398	1530	1662
3267 - 3270	473	605	737	869	1001	1133	1265	1397	1529	1661
3271 - 3273	472	604	736	868	1000	1132	1264	1396	1528	1660

Basis of Coupon Issuance
 October 1, 2008
 Coupon Allotments by Household Size
 Number of Persons in the Household

Monthly Net Income	Coupon / EBT Allotments by Household Size									
	Number of Persons in the Household									
	11 Persons	12 Persons	13 Persons	14 Persons	15 Persons	16 Persons	17 Persons	18 Persons	19 Persons	20 Persons
3274 - 3276	471	603	735	867	999	1131	1263	1395	1527	1659
3277 - 3280	470	602	734	866	998	1130	1262	1394	1526	1658
3281 - 3283	469	601	733	865	997	1129	1261	1393	1525	1657
3284 - 3286	468	600	732	864	996	1128	1260	1392	1524	1656
3287 - 3290	467	599	731	863	995	1127	1259	1391	1523	1655
3291 - 3293	466	598	730	862	994	1126	1258	1390	1522	1654
3294 - 3296	465	597	729	861	993	1125	1257	1389	1521	1653
3297 - 3300	464	596	728	860	992	1124	1256	1388	1520	1652
3301 - 3303	463	595	727	859	991	1123	1255	1387	1519	1651
3304 - 3306	462	594	726	858	990	1122	1254	1386	1518	1650
3307 - 3310	461	593	725	857	989	1121	1253	1385	1517	1649
3311 - 3313	460	592	724	856	988	1120	1252	1384	1516	1648
3314 - 3316	459	591	723	855	987	1119	1251	1383	1515	1647
3317 - 3320	458	590	722	854	986	1118	1250	1382	1514	1646
3321 - 3323	457	589	721	853	985	1117	1249	1381	1513	1645
3324 - 3326	456	588	720	852	984	1116	1248	1380	1512	1644
3327 - 3330	455	587	719	851	983	1115	1247	1379	1511	1643
3331 - 3333	454	586	718	850	982	1114	1246	1378	1510	1642
3334 - 3336	453	585	717	849	981	1113	1245	1377	1509	1641
3337 - 3340	452	584	716	848	980	1112	1244	1376	1508	1640
3341 - 3343	451	583	715	847	979	1111	1243	1375	1507	1639
3344 - 3346	450	582	714	846	978	1110	1242	1374	1506	1638
3347 - 3350	449	581	713	845	977	1109	1241	1373	1505	1637
3351 - 3353	448	580	712	844	976	1108	1240	1372	1504	1636
3354 - 3356	447	579	711	843	975	1107	1239	1371	1503	1635
3357 - 3360	446	578	710	842	974	1106	1238	1370	1502	1634
3361 - 3363	445	577	709	841	973	1105	1237	1369	1501	1633
3364 - 3366	444	576	708	840	972	1104	1236	1368	1500	1632
3367 - 3370	443	575	707	839	971	1103	1235	1367	1499	1631
3371 - 3373	442	574	706	838	970	1102	1234	1366	1498	1630
3374 - 3376	441	573	705	837	969	1101	1233	1365	1497	1629
3377 - 3380	440	572	704	836	968	1100	1232	1364	1496	1628
3381 - 3383	439	571	703	835	967	1099	1231	1363	1495	1627
3384 - 3386	438	570	702	834	966	1098	1230	1362	1494	1626
3387 - 3390	437	569	701	833	965	1097	1229	1361	1493	1625

Basis of Coupon Issuance
 October 1, 2008
 Coupon Allotments by Household Size
 Number of Persons in the Household

Monthly Net Income	Coupon / EBT Allotments by Household Size									
	Number of Persons in the Household									
	11 Persons	12 Persons	13 Persons	14 Persons	15 Persons	16 Persons	17 Persons	18 Persons	19 Persons	20 Persons
3391 - 3393	436	568	700	832	964	1096	1228	1360	1492	1624
3394 - 3396	435	567	699	831	963	1095	1227	1359	1491	1623
3397 - 3400	434	566	698	830	962	1094	1226	1358	1490	1622
3401 - 3403	433	565	697	829	961	1093	1225	1357	1489	1621
3404 - 3406	432	564	696	828	960	1092	1224	1356	1488	1620
3407 - 3410	431	563	695	827	959	1091	1223	1355	1487	1619
3411 - 3413	430	562	694	826	958	1090	1222	1354	1486	1618
3414 - 3416	429	561	693	825	957	1089	1221	1353	1485	1617
3417 - 3420	428	560	692	824	956	1088	1220	1352	1484	1616
3421 - 3423	427	559	691	823	955	1087	1219	1351	1483	1615
3424 - 3426	426	558	690	822	954	1086	1218	1350	1482	1614
3427 - 3430	425	557	689	821	953	1085	1217	1349	1481	1613
3431 - 3433	424	556	688	820	952	1084	1216	1348	1480	1612
3434 - 3436	423	555	687	819	951	1083	1215	1347	1479	1611
3437 - 3440	422	554	686	818	950	1082	1214	1346	1478	1610
3441 - 3443	421	553	685	817	949	1081	1213	1345	1477	1609
3444 - 3446	420	552	684	816	948	1080	1212	1344	1476	1608
3447 - 3450	419	551	683	815	947	1079	1211	1343	1475	1607
3451 - 3453	418	550	682	814	946	1078	1210	1342	1474	1606
3454 - 3456	417	549	681	813	945	1077	1209	1341	1473	1605
3457 - 3460	416	548	680	812	944	1076	1208	1340	1472	1604
3461 - 3463	415	547	679	811	943	1075	1207	1339	1471	1603
3464 - 3466	414	546	678	810	942	1074	1206	1338	1470	1602
3467 - 3470	413	545	677	809	941	1073	1205	1337	1469	1601
3471 - 3473	412	544	676	808	940	1072	1204	1336	1468	1600
3474 - 3476	411	543	675	807	939	1071	1203	1335	1467	1599
3477 - 3480	410	542	674	806	938	1070	1202	1334	1466	1598
3481 - 3483	409	541	673	805	937	1069	1201	1333	1465	1597
3484 - 3486	408	540	672	804	936	1068	1200	1332	1464	1596
3487 - 3490	407	539	671	803	935	1067	1199	1331	1463	1595
3491 - 3493	406	538	670	802	934	1066	1198	1330	1462	1594
3494 - 3496	405	537	669	801	933	1065	1197	1329	1461	1593
3497 - 3500	404	536	668	800	932	1064	1196	1328	1460	1592
3501 - 3503	403	535	667	799	931	1063	1195	1327	1459	1591
3504 - 3506	402	534	666	798	930	1062	1194	1326	1458	1590
3507 - 3510	401	533	665	797	929	1061	1193	1325	1457	1589

Basis of Coupon Issuance
 October 1, 2008
 Coupon Allotments by Household Size
 Number of Persons in the Household

Monthly Net Income	Coupon / EBT Allotments by Household Size									
	Number of Persons in the Household									
	11 Persons	12 Persons	13 Persons	14 Persons	15 Persons	16 Persons	17 Persons	18 Persons	19 Persons	20 Persons
3511 - 3513	400	532	664	796	928	1060	1192	1324	1456	1588
3514 - 3516	399	531	663	795	927	1059	1191	1323	1455	1587
3517 - 3520	398	530	662	794	926	1058	1190	1322	1454	1586
3521 - 3523	397	529	661	793	925	1057	1189	1321	1453	1585
3524 - 3526	396	528	660	792	924	1056	1188	1320	1452	1584
3527 - 3530	395	527	659	791	923	1055	1187	1319	1451	1583
3531 - 3533	394	526	658	790	922	1054	1186	1318	1450	1582
3534 - 3536	393	525	657	789	921	1053	1185	1317	1449	1581
3537 - 3540	392	524	656	788	920	1052	1184	1316	1448	1580
3541 - 3543	391	523	655	787	919	1051	1183	1315	1447	1579
3544 - 3546	390	522	654	786	918	1050	1182	1314	1446	1578
3547 - 3550	389	521	653	785	917	1049	1181	1313	1445	1577
3551 - 3553	388	520	652	784	916	1048	1180	1312	1444	1576
3554 - 3556	387	519	651	783	915	1047	1179	1311	1443	1575
3557 - 3560	386	518	650	782	914	1046	1178	1310	1442	1574
3561 - 3563	385	517	649	781	913	1045	1177	1309	1441	1573
3564 - 3566	384	516	648	780	912	1044	1176	1308	1440	1572
3567 - 3570	383	515	647	779	911	1043	1175	1307	1439	1571
3571 - 3573	382	514	646	778	910	1042	1174	1306	1438	1570
3574 - 3576	381	513	645	777	909	1041	1173	1305	1437	1569
3577 - 3580	380	512	644	776	908	1040	1172	1304	1436	1568
3581 - 3583	379	511	643	775	907	1039	1171	1303	1435	1567
3584 - 3586	378	510	642	774	906	1038	1170	1302	1434	1566
3587 - 3590	377	509	641	773	905	1037	1169	1301	1433	1565
3591 - 3593	376	508	640	772	904	1036	1168	1300	1432	1564
3594 - 3596	375	507	639	771	903	1035	1167	1299	1431	1563
3597 - 3600	374	506	638	770	902	1034	1166	1298	1430	1562
3601 - 3603	373	505	637	769	901	1033	1165	1297	1429	1561
3604 - 3606	372	504	636	768	900	1032	1164	1296	1428	1560
3607 - 3610	371	503	635	767	899	1031	1163	1295	1427	1559
3611 - 3613	370	502	634	766	898	1030	1162	1294	1426	1558
3614 - 3616	369	501	633	765	897	1029	1161	1293	1425	1557
3617 - 3620	368	500	632	764	896	1028	1160	1292	1424	1556
3621 - 3623	367	499	631	763	895	1027	1159	1291	1423	1555
3624 - 3626	366	498	630	762	894	1026	1158	1290	1422	1554

Basis of Coupon Issuance
 October 1, 2008
 Coupon Allotments by Household Size
 Number of Persons in the Household

Monthly Net Income	Coupon / EBT Allotments by Household Size									
	Number of Persons in the Household									
	11 Persons	12 Persons	13 Persons	14 Persons	15 Persons	16 Persons	17 Persons	18 Persons	19 Persons	20 Persons
3627 - 3630	365	497	629	761	893	1025	1157	1289	1421	1553
3631 - 3633	364	496	628	760	892	1024	1156	1288	1420	1552
3634 - 3636	363	495	627	759	891	1023	1155	1287	1419	1551
3637 - 3640	362	494	626	758	890	1022	1154	1286	1418	1550
3641 - 3643	361	493	625	757	889	1021	1153	1285	1417	1549
3644 - 3646	360	492	624	756	888	1020	1152	1284	1416	1548
3647 - 3650	359	491	623	755	887	1019	1151	1283	1415	1547
3651 - 3653	358	490	622	754	886	1018	1150	1282	1414	1546
3654 - 3656	357	489	621	753	885	1017	1149	1281	1413	1545
3657 - 3660	356	488	620	752	884	1016	1148	1280	1412	1544
3661 - 3663	355	487	619	751	883	1015	1147	1279	1411	1543
3664 - 3666	354	486	618	750	882	1014	1146	1278	1410	1542
3667 - 3670	353	485	617	749	881	1013	1145	1277	1409	1541
3671 - 3673	352	484	616	748	880	1012	1144	1276	1408	1540
3674 - 3676	351	483	615	747	879	1011	1143	1275	1407	1539
3677 - 3680	350	482	614	746	878	1010	1142	1274	1406	1538
3681 - 3683	349	481	613	745	877	1009	1141	1273	1405	1537
3684 - 3686	348	480	612	744	876	1008	1140	1272	1404	1536
3687 - 3690	347	479	611	743	875	1007	1139	1271	1403	1535
3691 - 3693	346	478	610	742	874	1006	1138	1270	1402	1534
3694 - 3696	345	477	609	741	873	1005	1137	1269	1401	1533
3697 - 3700	344	476	608	740	872	1004	1136	1268	1400	1532
3701 - 3703	343	475	607	739	871	1003	1135	1267	1399	1531
3704 - 3706	342	474	606	738	870	1002	1134	1266	1398	1530
3707 - 3710	341	473	605	737	869	1001	1133	1265	1397	1529
3711 - 3713	340	472	604	736	868	1000	1132	1264	1396	1528
3714 - 3716	339	471	603	735	867	999	1131	1263	1395	1527
3717 - 3720	338	470	602	734	866	998	1130	1262	1394	1526
3721 - 3723	337	469	601	733	865	997	1129	1261	1393	1525
3724 - 3726	336	468	600	732	864	996	1128	1260	1392	1524
3727 - 3730	335	467	599	731	863	995	1127	1259	1391	1523
3731 - 3733	334	466	598	730	862	994	1126	1258	1390	1522
3734 - 3736	333	465	597	729	861	993	1125	1257	1389	1521
3737 - 3740	332	464	596	728	860	992	1124	1256	1388	1520
3741 - 3743	331	463	595	727	859	991	1123	1255	1387	1519

Basis of Coupon Issuance
 October 1, 2008
 Coupon Allotments by Household Size
 Number of Persons in the Household

Monthly Net Income	Coupon / EBT Allotments by Household Size									
	Number of Persons in the Household									
	11 Persons	12 Persons	13 Persons	14 Persons	15 Persons	16 Persons	17 Persons	18 Persons	19 Persons	20 Persons
3744 - 3746	330	462	594	726	858	990	1122	1254	1386	1518
3747 - 3750	329	461	593	725	857	989	1121	1253	1385	1517
3751 - 3753	328	460	592	724	856	988	1120	1252	1384	1516
3754 - 3756	327	459	591	723	855	987	1119	1251	1383	1515
3757 - 3760	326	458	590	722	854	986	1118	1250	1382	1514
3761 - 3763	325	457	589	721	853	985	1117	1249	1381	1513
3764 - 3766	324	456	588	720	852	984	1116	1248	1380	1512
3767 - 3770	323	455	587	719	851	983	1115	1247	1379	1511
3771 - 3773	322	454	586	718	850	982	1114	1246	1378	1510
3774 - 3776	321	453	585	717	849	981	1113	1245	1377	1509
3777 - 3780	320	452	584	716	848	980	1112	1244	1376	1508
3781 - 3783	319	451	583	715	847	979	1111	1243	1375	1507
3784 - 3786	318	450	582	714	846	978	1110	1242	1374	1506
3787 - 3790	317	449	581	713	845	977	1109	1241	1373	1505
3791 - 3793	316	448	580	712	844	976	1108	1240	1372	1504
3794 - 3796	315	447	579	711	843	975	1107	1239	1371	1503
3797 - 3800	314	446	578	710	842	974	1106	1238	1370	1502
3801 - 3803	313	445	577	709	841	973	1105	1237	1369	1501
3804 - 3806	312	444	576	708	840	972	1104	1236	1368	1500
3807 - 3810	311	443	575	707	839	971	1103	1235	1367	1499
3811 - 3813	310	442	574	706	838	970	1102	1234	1366	1498
3814 - 3816	309	441	573	705	837	969	1101	1233	1365	1497
3817 - 3820	308	440	572	704	836	968	1100	1232	1364	1496
3821 - 3823	307	439	571	703	835	967	1099	1231	1363	1495
3824 - 3826	306	438	570	702	834	966	1098	1230	1362	1494
3827 - 3830	305	437	569	701	833	965	1097	1229	1361	1493
3831 - 3833	304	436	568	700	832	964	1096	1228	1360	1492
3834 - 3836	303	435	567	699	831	963	1095	1227	1359	1491
3837 - 3840	302	434	566	698	830	962	1094	1226	1358	1490
3841 - 3843	301	433	565	697	829	961	1093	1225	1357	1489
3844 - 3846	300	432	564	696	828	960	1092	1224	1356	1488
3847 - 3850	299	431	563	695	827	959	1091	1223	1355	1487
3851 - 3853	298	430	562	694	826	958	1090	1222	1354	1486
3854 - 3856	297	429	561	693	825	957	1089	1221	1353	1485
3857 - 3860	296	428	560	692	824	956	1088	1220	1352	1484

Basis of Coupon Issuance
 October 1, 2008
 Coupon Allotments by Household Size
 Number of Persons in the Household

Monthly Net Income	Coupon / EBT Allotments by Household Size									
	Number of Persons in the Household									
	11 Persons	12 Persons	13 Persons	14 Persons	15 Persons	16 Persons	17 Persons	18 Persons	19 Persons	20 Persons
3861 - 3863	295	427	559	691	823	955	1087	1219	1351	1483
3864 - 3866	294	426	558	690	822	954	1086	1218	1350	1482
3867 - 3870	293	425	557	689	821	953	1085	1217	1349	1481
3871 - 3873	292	424	556	688	820	952	1084	1216	1348	1480
3874 - 3876	291	423	555	687	819	951	1083	1215	1347	1479
3877 - 3880	290	422	554	686	818	950	1082	1214	1346	1478
3881 - 3883	289	421	553	685	817	949	1081	1213	1345	1477
3884 - 3886	288	420	552	684	816	948	1080	1212	1344	1476
3887 - 3890	287	419	551	683	815	947	1079	1211	1343	1475
3891 - 3893	286	418	550	682	814	946	1078	1210	1342	1474
3894 - 3896	285	417	549	681	813	945	1077	1209	1341	1473
3897 - 3900	284	416	548	680	812	944	1076	1208	1340	1472
3901 - 3903	283	415	547	679	811	943	1075	1207	1339	1471
3904 - 3906	282	414	546	678	810	942	1074	1206	1338	1470
3907 - 3910	281	413	545	677	809	941	1073	1205	1337	1469
3911 - 3913	280	412	544	676	808	940	1072	1204	1336	1468
3914 - 3916	279	411	543	675	807	939	1071	1203	1335	1467
3917 - 3920	278	410	542	674	806	938	1070	1202	1334	1466
3921 - 3923	277	409	541	673	805	937	1069	1201	1333	1465
3924 - 3926	276	408	540	672	804	936	1068	1200	1332	1464
3927 - 3930	275	407	539	671	803	935	1067	1199	1331	1463
3931 - 3933	274	406	538	670	802	934	1066	1198	1330	1462
3934 - 3936	273	405	537	669	801	933	1065	1197	1329	1461
3937 - 3940	272	404	536	668	800	932	1064	1196	1328	1460
3941 - 3943	271	403	535	667	799	931	1063	1195	1327	1459
3944 - 3946	270	402	534	666	798	930	1062	1194	1326	1458
3947 - 3950	269	401	533	665	797	929	1061	1193	1325	1457
3951 - 3953	268	400	532	664	796	928	1060	1192	1324	1456
3954 - 3956	267	399	531	663	795	927	1059	1191	1323	1455
3957 - 3960	266	398	530	662	794	926	1058	1190	1322	1454
3961 - 3963	265	397	529	661	793	925	1057	1189	1321	1453
3964 - 3966	264	396	528	660	792	924	1056	1188	1320	1452
3967 - 3970	263	395	527	659	791	923	1055	1187	1319	1451
3971 - 3973	262	394	526	658	790	922	1054	1186	1318	1450
3974 - 3976	261	393	525	657	789	921	1053	1185	1317	1449

Basis of Coupon Issuance
 October 1, 2008
 Coupon Allotments by Household Size
 Number of Persons in the Household

Monthly Net Income	Coupon / EBT Allotments by Household Size									
	Number of Persons in the Household									
	11 Persons	12 Persons	13 Persons	14 Persons	15 Persons	16 Persons	17 Persons	18 Persons	19 Persons	20 Persons
3977 - 3980	260	392	524	656	788	920	1052	1184	1316	1448
3981 - 3983	259	391	523	655	787	919	1051	1183	1315	1447
3984 - 3986	258	390	522	654	786	918	1050	1182	1314	1446
3987 - 3990	257	389	521	653	785	917	1049	1181	1313	1445
3991 - 3993	256	388	520	652	784	916	1048	1180	1312	1444
3994 - 3996	255	387	519	651	783	915	1047	1179	1311	1443
3997 - 4000	254	386	518	650	782	914	1046	1178	1310	1442
4001 - 4003	253	385	517	649	781	913	1045	1177	1309	1441
4004 - 4006	252	384	516	648	780	912	1044	1176	1308	1440
4007 - 4010	251	383	515	647	779	911	1043	1175	1307	1439
4011 - 4013	250	382	514	646	778	910	1042	1174	1306	1438
4014 - 4016	249	381	513	645	777	909	1041	1173	1305	1437
4017 - 4020	248	380	512	644	776	908	1040	1172	1304	1436
4021 - 4023	247	379	511	643	775	907	1039	1171	1303	1435
4024 - 4026	246	378	510	642	774	906	1038	1170	1302	1434
4027 - 4030	245	377	509	641	773	905	1037	1169	1301	1433
4031 - 4033	244	376	508	640	772	904	1036	1168	1300	1432
4034 - 4036	243	375	507	639	771	903	1035	1167	1299	1431
4037 - 4040	242	374	506	638	770	902	1034	1166	1298	1430
4041 - 4043	241	373	505	637	769	901	1033	1165	1297	1429
4044 - 4046	240	372	504	636	768	900	1032	1164	1296	1428
4047 - 4050	239	371	503	635	767	899	1031	1163	1295	1427
4051 - 4053	238	370	502	634	766	898	1030	1162	1294	1426
4054 - 4056	237	369	501	633	765	897	1029	1161	1293	1425
4057 - 4060	236	368	500	632	764	896	1028	1160	1292	1424
4061 - 4063	235	367	499	631	763	895	1027	1159	1291	1423
4064 - 4066	234	366	498	630	762	894	1026	1158	1290	1422
4067 - 4070	233	365	497	629	761	893	1025	1157	1289	1421
4071 - 4073	232	364	496	628	760	892	1024	1156	1288	1420
4074 - 4076	231	363	495	627	759	891	1023	1155	1287	1419
4077 - 4080	230	362	494	626	758	890	1022	1154	1286	1418
4081 - 4083	229	361	493	625	757	889	1021	1153	1285	1417
4084 - 4086	228	360	492	624	756	888	1020	1152	1284	1416
4087 - 4090	227	359	491	623	755	887	1019	1151	1283	1415
4091 - 4093	226	358	490	622	754	886	1018	1150	1282	1414

Basis of Coupon Issuance
 October 1, 2008
 Coupon Allotments by Household Size
 Number of Persons in the Household

Monthly Net Income	Coupon / EBT Allotments by Household Size									
	Number of Persons in the Household									
	11 Persons	12 Persons	13 Persons	14 Persons	15 Persons	16 Persons	17 Persons	18 Persons	19 Persons	20 Persons
4094 - 4096	225	357	489	621	753	885	1017	1149	1281	1413
4097 - 4100	224	356	488	620	752	884	1016	1148	1280	1412
4101 - 4103	223	355	487	619	751	883	1015	1147	1279	1411
4104 - 4106	222	354	486	618	750	882	1014	1146	1278	1410
4107 - 4110	221	353	485	617	749	881	1013	1145	1277	1409
4111 - 4113	220	352	484	616	748	880	1012	1144	1276	1408
4114 - 4116	219	351	483	615	747	879	1011	1143	1275	1407
4117 - 4120	218	350	482	614	746	878	1010	1142	1274	1406
4121 - 4123	217	349	481	613	745	877	1009	1141	1273	1405
4124 - 4126	216	348	480	612	744	876	1008	1140	1272	1404
4127 - 4130	215	347	479	611	743	875	1007	1139	1271	1403
4131 - 4133	214	346	478	610	742	874	1006	1138	1270	1402
4134 - 4136	213	345	477	609	741	873	1005	1137	1269	1401
4137 - 4140	212	344	476	608	740	872	1004	1136	1268	1400
4141 - 4143	211	343	475	607	739	871	1003	1135	1267	1399
4144 - 4146	210	342	474	606	738	870	1002	1134	1266	1398
4147 - 4150	209	341	473	605	737	869	1001	1133	1265	1397
4151 - 4153	208	340	472	604	736	868	1000	1132	1264	1396
4154 - 4156	207	339	471	603	735	867	999	1131	1263	1395
4157 - 4160	206	338	470	602	734	866	998	1130	1262	1394
4161 - 4163	205	337	469	601	733	865	997	1129	1261	1393
4164 - 4166	204	336	468	600	732	864	996	1128	1260	1392
4167 - 4170	203	335	467	599	731	863	995	1127	1259	1391
4171 - 4173	202	334	466	598	730	862	994	1126	1258	1390
4174 - 4176	201	333	465	597	729	861	993	1125	1257	1389
4177 - 4180	200	332	464	596	728	860	992	1124	1256	1388
4181 - 4183	199	331	463	595	727	859	991	1123	1255	1387
4184 - 4186	198	330	462	594	726	858	990	1122	1254	1386
4187 - 4190	197	329	461	593	725	857	989	1121	1253	1385
4191 - 4193	196	328	460	592	724	856	988	1120	1252	1384
4194 - 4196	195	327	459	591	723	855	987	1119	1251	1383
4197 - 4200	194	326	458	590	722	854	986	1118	1250	1382
4201 - 4203	193	325	457	589	721	853	985	1117	1249	1381
4204 - 4206	192	324	456	588	720	852	984	1116	1248	1380
4207 - 4210	191	323	455	587	719	851	983	1115	1247	1379

Basis of Coupon Issuance
 October 1, 2008
 Coupon Allotments by Household Size
 Number of Persons in the Household

Monthly Net Income	Coupon / EBT Allotments by Household Size									
	Number of Persons in the Household									
	11 Persons	12 Persons	13 Persons	14 Persons	15 Persons	16 Persons	17 Persons	18 Persons	19 Persons	20 Persons
4211 - 4213	190	322	454	586	718	850	982	1114	1246	1378
4214 - 4216	189	321	453	585	717	849	981	1113	1245	1377
4217 - 4220	188	320	452	584	716	848	980	1112	1244	1376
4221 - 4223	187	319	451	583	715	847	979	1111	1243	1375
4224 - 4226	186	318	450	582	714	846	978	1110	1242	1374
4227 - 4230	185	317	449	581	713	845	977	1109	1241	1373
4231 - 4233	184	316	448	580	712	844	976	1108	1240	1372
4234 - 4236	183	315	447	579	711	843	975	1107	1239	1371
4237 - 4240	182	314	446	578	710	842	974	1106	1238	1370
4241 - 4243	181	313	445	577	709	841	973	1105	1237	1369
4244 - 4246	180	312	444	576	708	840	972	1104	1236	1368
4247 - 4250	179	311	443	575	707	839	971	1103	1235	1367
4251 - 4253	178	310	442	574	706	838	970	1102	1234	1366
4254 - 4256	177	309	441	573	705	837	969	1101	1233	1365
4257 - 4260	176	308	440	572	704	836	968	1100	1232	1364
4261 - 4263	175	307	439	571	703	835	967	1099	1231	1363
4264 - 4266	174	306	438	570	702	834	966	1098	1230	1362
4267 - 4270	173	305	437	569	701	833	965	1097	1229	1361
4271 - 4273	172	304	436	568	700	832	964	1096	1228	1360
4274 - 4276	171	303	435	567	699	831	963	1095	1227	1359
4277 - 4280	170	302	434	566	698	830	962	1094	1226	1358
4281 - 4283	169	301	433	565	697	829	961	1093	1225	1357
4284 - 4286	168	300	432	564	696	828	960	1092	1224	1356
4287 - 4290	167	299	431	563	695	827	959	1091	1223	1355
4291 - 4293	166	298	430	562	694	826	958	1090	1222	1354
4294 - 4296	165	297	429	561	693	825	957	1089	1221	1353
4297 - 4300	164	296	428	560	692	824	956	1088	1220	1352
4301 - 4303	163	295	427	559	691	823	955	1087	1219	1351
4304 - 4306	162	294	426	558	690	822	954	1086	1218	1350
4307 - 4310	161	293	425	557	689	821	953	1085	1217	1349
4311 - 4313	160	292	424	556	688	820	952	1084	1216	1348
4314 - 4316	159	291	423	555	687	819	951	1083	1215	1347
4317 - 4320	158	290	422	554	686	818	950	1082	1214	1346
4321 - 4323	157	289	421	553	685	817	949	1081	1213	1345
4324 - 4326	156	288	420	552	684	816	948	1080	1212	1344
4327 - 4330	155	287	419	551	683	815	947	1079	1211	1343

Basis of Coupon Issuance
 October 1, 2008
 Coupon Allotments by Household Size
 Number of Persons in the Household

Monthly Net Income	Coupon / EBT Allotments by Household Size									
	Number of Persons in the Household									
	11 Persons	12 Persons	13 Persons	14 Persons	15 Persons	16 Persons	17 Persons	18 Persons	19 Persons	20 Persons
4331 - 4333	154	286	418	550	682	814	946	1078	1210	1342
4334 - 4336	153	285	417	549	681	813	945	1077	1209	1341
4337 - 4340	152	284	416	548	680	812	944	1076	1208	1340
4341 - 4343	151	283	415	547	679	811	943	1075	1207	1339
4344 - 4346	150	282	414	546	678	810	942	1074	1206	1338
4347 - 4350	149	281	413	545	677	809	941	1073	1205	1337
4351 - 4353	148	280	412	544	676	808	940	1072	1204	1336
4354 - 4356	147	279	411	543	675	807	939	1071	1203	1335
4357 - 4360	146	278	410	542	674	806	938	1070	1202	1334
4361 - 4363	145	277	409	541	673	805	937	1069	1201	1333
4364 - 4366	144	276	408	540	672	804	936	1068	1200	1332
4367 - 4370	143	275	407	539	671	803	935	1067	1199	1331
4371 - 4373	142	274	406	538	670	802	934	1066	1198	1330
4374 - 4376	141	273	405	537	669	801	933	1065	1197	1329
4377 - 4380	140	272	404	536	668	800	932	1064	1196	1328
4381 - 4383	139	271	403	535	667	799	931	1063	1195	1327
4384 - 4386	138	270	402	534	666	798	930	1062	1194	1326
4387 - 4390	137	269	401	533	665	797	929	1061	1193	1325
4391 - 4393	136	268	400	532	664	796	928	1060	1192	1324
4394 - 4396	135	267	399	531	663	795	927	1059	1191	1323
4397 - 4400	134	266	398	530	662	794	926	1058	1190	1322
4401 - 4403	133	265	397	529	661	793	925	1057	1189	1321
4404 - 4406	132	264	396	528	660	792	924	1056	1188	1320
4407 - 4410	131	263	395	527	659	791	923	1055	1187	1319
4411 - 4413	130	262	394	526	658	790	922	1054	1186	1318
4414 - 4416	129	261	393	525	657	789	921	1053	1185	1317
4417 - 4420	128	260	392	524	656	788	920	1052	1184	1316
4421 - 4423	127	259	391	523	655	787	919	1051	1183	1315
4424 - 4426	126	258	390	522	654	786	918	1050	1182	1314
4427 - 4430	125	257	389	521	653	785	917	1049	1181	1313
4431 - 4433	124	256	388	520	652	784	916	1048	1180	1312
4434 - 4436	123	255	387	519	651	783	915	1047	1179	1311
4437 - 4440	122	254	386	518	650	782	914	1046	1178	1310
4441 - 4443	121	253	385	517	649	781	913	1045	1177	1309
4444 - 4446	120	252	384	516	648	780	912	1044	1176	1308

Basis of Coupon Issuance
 October 1, 2008
 Coupon Allotments by Household Size
 Number of Persons in the Household

Monthly Net Income	Coupon / EBT Allotments by Household Size									
	Number of Persons in the Household									
	11 Persons	12 Persons	13 Persons	14 Persons	15 Persons	16 Persons	17 Persons	18 Persons	19 Persons	20 Persons
4447 - 4450	119	251	383	515	647	779	911	1043	1175	1307
4451 - 4453	118	250	382	514	646	778	910	1042	1174	1306
4454 - 4456	117	249	381	513	645	777	909	1041	1173	1305
4457 - 4460	116	248	380	512	644	776	908	1040	1172	1304
4461 - 4463	115	247	379	511	643	775	907	1039	1171	1303
4464 - 4466	114	246	378	510	642	774	906	1038	1170	1302
4467 - 4470	113	245	377	509	641	773	905	1037	1169	1301
4471 - 4473	112	244	376	508	640	772	904	1036	1168	1300
4474 - 4476	111	243	375	507	639	771	903	1035	1167	1299
4477 - 4480	110	242	374	506	638	770	902	1034	1166	1298
4481 - 4483	109	241	373	505	637	769	901	1033	1165	1297
4484 - 4486	108	240	372	504	636	768	900	1032	1164	1296
4487 - 4490	107	239	371	503	635	767	899	1031	1163	1295
4491 - 4493	106	238	370	502	634	766	898	1030	1162	1294
4494 - 4496	105	237	369	501	633	765	897	1029	1161	1293
4497 - 4500	104	236	368	500	632	764	896	1028	1160	1292
4501 - 4503	103	235	367	499	631	763	895	1027	1159	1291
4504 - 4506	102	234	366	498	630	762	894	1026	1158	1290
4507 - 4510	101	233	365	497	629	761	893	1025	1157	1289
4511 - 4513	100	232	364	496	628	760	892	1024	1156	1288
4514 - 4516	99	231	363	495	627	759	891	1023	1155	1287
4517 - 4520	98	230	362	494	626	758	890	1022	1154	1286
4521 - 4523	97	229	361	493	625	757	889	1021	1153	1285
4524 - 4526	96	228	360	492	624	756	888	1020	1152	1284
4527 - 4530	95	227	359	491	623	755	887	1019	1151	1283
4531 - 4533	94	226	358	490	622	754	886	1018	1150	1282
4534 - 4536	93	225	357	489	621	753	885	1017	1149	1281
4537 - 4540	92	224	356	488	620	752	884	1016	1148	1280
4541 - 4543	91	223	355	487	619	751	883	1015	1147	1279
4544 - 4546	90	222	354	486	618	750	882	1014	1146	1278
4547 - 4550	89	221	353	485	617	749	881	1013	1145	1277
4551 - 4553	88	220	352	484	616	748	880	1012	1144	1276
4554 - 4556	87	219	351	483	615	747	879	1011	1143	1275
4557 - 4560	86	218	350	482	614	746	878	1010	1142	1274
4561 - 4563	85	217	349	481	613	745	877	1009	1141	1273

Basis of Coupon Issuance
 October 1, 2008
 Coupon Allotments by Household Size
 Number of Persons in the Household

Monthly Net Income	Coupon / EBT Allotments by Household Size									
	Number of Persons in the Household									
	11 Persons	12 Persons	13 Persons	14 Persons	15 Persons	16 Persons	17 Persons	18 Persons	19 Persons	20 Persons
4564 - 4566	84	216	348	480	612	744	876	1008	1140	1272
4567 - 4570	83	215	347	479	611	743	875	1007	1139	1271
4571 - 4573	82	214	346	478	610	742	874	1006	1138	1270
4574 - 4576	81	213	345	477	609	741	873	1005	1137	1269
4577 - 4580	80	212	344	476	608	740	872	1004	1136	1268
4581 - 4583	79	211	343	475	607	739	871	1003	1135	1267
4584 - 4586	78	210	342	474	606	738	870	1002	1134	1266
4587 - 4590	77	209	341	473	605	737	869	1001	1133	1265
4591 - 4593	76	208	340	472	604	736	868	1000	1132	1264
4594 - 4596	75	207	339	471	603	735	867	999	1131	1263
4597 - 4600	74	206	338	470	602	734	866	998	1130	1262
4601 - 4603	73	205	337	469	601	733	865	997	1129	1261
4604 - 4606	72	204	336	468	600	732	864	996	1128	1260
4607 - 4610	71	203	335	467	599	731	863	995	1127	1259
4611 - 4613	70	202	334	466	598	730	862	994	1126	1258
4614 - 4616	69	201	333	465	597	729	861	993	1125	1257
4617 - 4620	68	200	332	464	596	728	860	992	1124	1256
4621 - 4623	67	199	331	463	595	727	859	991	1123	1255
4624 - 4626	66	198	330	462	594	726	858	990	1122	1254
4627 - 4630	65	197	329	461	593	725	857	989	1121	1253
4631 - 4633	64	196	328	460	592	724	856	988	1120	1252
4634 - 4636	63	195	327	459	591	723	855	987	1119	1251
4637 - 4640	62	194	326	458	590	722	854	986	1118	1250
4641 - 4643	61	193	325	457	589	721	853	985	1117	1249
4644 - 4646	60	192	324	456	588	720	852	984	1116	1248
4647 - 4650	59	191	323	455	587	719	851	983	1115	1247
4651 - 4653	58	190	322	454	586	718	850	982	1114	1246
4654 - 4656	57	189	321	453	585	717	849	981	1113	1245
4657 - 4660	56	188	320	452	584	716	848	980	1112	1244
4661 - 4663	55	187	319	451	583	715	847	979	1111	1243
4664 - 4666	54	186	318	450	582	714	846	978	1110	1242
4667 - 4670	53	185	317	449	581	713	845	977	1109	1241
4671 - 4673	52	184	316	448	580	712	844	976	1108	1240
4674 - 4676	51	183	315	447	579	711	843	975	1107	1239
4677 - 4680	50	182	314	446	578	710	842	974	1106	1238

Basis of Coupon Issuance
 October 1, 2008
 Coupon Allotments by Household Size
 Number of Persons in the Household

Monthly Net Income	Coupon / EBT Allotments by Household Size									
	Number of Persons in the Household									
	11 Persons	12 Persons	13 Persons	14 Persons	15 Persons	16 Persons	17 Persons	18 Persons	19 Persons	20 Persons
4681 - 4683	49	181	313	445	577	709	841	973	1105	1237
4684 - 4686	48	180	312	444	576	708	840	972	1104	1236
4687 - 4690	47	179	311	443	575	707	839	971	1103	1235
4691 - 4693	46	178	310	442	574	706	838	970	1102	1234
4694 - 4696	45	177	309	441	573	705	837	969	1101	1233
4697 - 4700	44	176	308	440	572	704	836	968	1100	1232
4701 - 4703	43	175	307	439	571	703	835	967	1099	1231
4704 - 4706	42	174	306	438	570	702	834	966	1098	1230
4707 - 4710	41	173	305	437	569	701	833	965	1097	1229
4711 - 4713	40	172	304	436	568	700	832	964	1096	1228
4714 - 4716	39	171	303	435	567	699	831	963	1095	1227
4717 - 4720	38	170	302	434	566	698	830	962	1094	1226
4721 - 4723	37	169	301	433	565	697	829	961	1093	1225
4724 - 4726	36	168	300	432	564	696	828	960	1092	1224
4727 - 4730	35	167	299	431	563	695	827	959	1091	1223
4731 - 4733	34	166	298	430	562	694	826	958	1090	1222
4734 - 4736	33	165	297	429	561	693	825	957	1089	1221
4737 - 4740	32	164	296	428	560	692	824	956	1088	1220
4741 - 4743	31	163	295	427	559	691	823	955	1087	1219
4744 - 4746	30	162	294	426	558	690	822	954	1086	1218
4747 - 4750	29	161	293	425	557	689	821	953	1085	1217
4751 - 4753	28	160	292	424	556	688	820	952	1084	1216
4754 - 4756	27	159	291	423	555	687	819	951	1083	1215
4757 - 4760	26	158	290	422	554	686	818	950	1082	1214
4761 - 4763	25	157	289	421	553	685	817	949	1081	1213
4764 - 4766	24	156	288	420	552	684	816	948	1080	1212
4767 - 4770	23	155	287	419	551	683	815	947	1079	1211
4771 - 4773	22	154	286	418	550	682	814	946	1078	1210
4774 - 4776	21	153	285	417	549	681	813	945	1077	1209
4777 - 4780	20	152	284	416	548	680	812	944	1076	1208
4781 - 4783	19	151	283	415	547	679	811	943	1075	1207
4784 - 4786	18	150	282	414	546	678	810	942	1074	1206
4787 - 4790	17	149	281	413	545	677	809	941	1073	1205
4791 - 4793	16	148	280	412	544	676	808	940	1072	1204
4794 - 4796	15	147	279	411	543	675	807	939	1071	1203

Basis of Coupon Issuance
 October 1, 2008
 Coupon Allotments by Household Size
 Number of Persons in the Household

Monthly Net Income	Coupon / EBT Allotments by Household Size									
	Number of Persons in the Household									
	11 Persons	12 Persons	13 Persons	14 Persons	15 Persons	16 Persons	17 Persons	18 Persons	19 Persons	20 Persons
4797 - 4800	14	146	278	410	542	674	806	938	1070	1202
4801 - 4803	13	145	277	409	541	673	805	937	1069	1201
4804 - 4806	12	144	276	408	540	672	804	936	1068	1200
4807 - 4810	11	143	275	407	539	671	803	935	1067	1199
4811 - 4813	10	142	274	406	538	670	802	934	1066	1198
4814 - 4816	9	141	273	405	537	669	801	933	1065	1197
4817 - 4820	8	140	272	404	536	668	800	932	1064	1196
4821 - 4823	7	139	271	403	535	667	799	931	1063	1195
4824 - 4826	6	138	270	402	534	666	798	930	1062	1194
4827 - 4830	6	137	269	401	533	665	797	929	1061	1193
4831 - 4833	4	136	268	400	532	664	796	928	1060	1192
4834 - 4836	4	135	267	399	531	663	795	927	1059	1191
4837 - 4840	2	134	266	398	530	662	794	926	1058	1190
4841 - 4843	2	133	265	397	529	661	793	925	1057	1189
4844 - 4846		132	264	396	528	660	792	924	1056	1188
4847 - 4850		131	263	395	527	659	791	923	1055	1187
4851 - 4853		130	262	394	526	658	790	922	1054	1186
4854 - 4856		129	261	393	525	657	789	921	1053	1185
4857 - 4860		128	260	392	524	656	788	920	1052	1184
4861 - 4863		127	259	391	523	655	787	919	1051	1183
4864 - 4866		126	258	390	522	654	786	918	1050	1182
4867 - 4870		125	257	389	521	653	785	917	1049	1181
4871 - 4873		124	256	388	520	652	784	916	1048	1180
4874 - 4876		123	255	387	519	651	783	915	1047	1179
4877 - 4880		122	254	386	518	650	782	914	1046	1178
4881 - 4883		121	253	385	517	649	781	913	1045	1177
4884 - 4886		120	252	384	516	648	780	912	1044	1176
4887 - 4890		119	251	383	515	647	779	911	1043	1175
4891 - 4893		118	250	382	514	646	778	910	1042	1174
4894 - 4896		117	249	381	513	645	777	909	1041	1173
4897 - 4900		116	248	380	512	644	776	908	1040	1172
4901 - 4903		115	247	379	511	643	775	907	1039	1171
4904 - 4906		114	246	378	510	642	774	906	1038	1170
4907 - 4910		113	245	377	509	641	773	905	1037	1169
4911 - 4913		112	244	376	508	640	772	904	1036	1168

Basis of Coupon Issuance
 October 1, 2008
 Coupon Allotments by Household Size
 Number of Persons in the Household

Monthly Net Income	Coupon / EBT Allotments by Household Size									
	Number of Persons in the Household									
	11 Persons	12 Persons	13 Persons	14 Persons	15 Persons	16 Persons	17 Persons	18 Persons	19 Persons	20 Persons
4914 - 4916		111	243	375	507	639	771	903	1035	1167
4917 - 4920		110	242	374	506	638	770	902	1034	1166
4921 - 4923		109	241	373	505	637	769	901	1033	1165
4924 - 4926		108	240	372	504	636	768	900	1032	1164
4927 - 4930		107	239	371	503	635	767	899	1031	1163
4931 - 4933		106	238	370	502	634	766	898	1030	1162
4934 - 4936		105	237	369	501	633	765	897	1029	1161
4937 - 4940		104	236	368	500	632	764	896	1028	1160
4941 - 4943		103	235	367	499	631	763	895	1027	1159
4944 - 4946		102	234	366	498	630	762	894	1026	1158
4947 - 4950		101	233	365	497	629	761	893	1025	1157
4951 - 4953		100	232	364	496	628	760	892	1024	1156
4954 - 4956		99	231	363	495	627	759	891	1023	1155
4957 - 4960		98	230	362	494	626	758	890	1022	1154
4961 - 4963		97	229	361	493	625	757	889	1021	1153
4964 - 4966		96	228	360	492	624	756	888	1020	1152
4967 - 4970		95	227	359	491	623	755	887	1019	1151
4971 - 4973		94	226	358	490	622	754	886	1018	1150
4974 - 4976		93	225	357	489	621	753	885	1017	1149
4977 - 4980		92	224	356	488	620	752	884	1016	1148
4981 - 4983		91	223	355	487	619	751	883	1015	1147
4984 - 4986		90	222	354	486	618	750	882	1014	1146
4987 - 4990		89	221	353	485	617	749	881	1013	1145
4991 - 4993		88	220	352	484	616	748	880	1012	1144
4994 - 4996		87	219	351	483	615	747	879	1011	1143
4997 - 5000		86	218	350	482	614	746	878	1010	1142
5001 - 5003		85	217	349	481	613	745	877	1009	1141
5004 - 5006		84	216	348	480	612	744	876	1008	1140
5007 - 5010		83	215	347	479	611	743	875	1007	1139
5011 - 5013		82	214	346	478	610	742	874	1006	1138
5014 - 5016		81	213	345	477	609	741	873	1005	1137
5017 - 5020		80	212	344	476	608	740	872	1004	1136
5021 - 5023		79	211	343	475	607	739	871	1003	1135
5024 - 5026		78	210	342	474	606	738	870	1002	1134
5027 - 5030		77	209	341	473	605	737	869	1001	1133

Basis of Coupon Issuance
 October 1, 2008
 Coupon Allotments by Household Size
 Number of Persons in the Household

Monthly Net Income	Coupon / EBT Allotments by Household Size									
	Number of Persons in the Household									
	11 Persons	12 Persons	13 Persons	14 Persons	15 Persons	16 Persons	17 Persons	18 Persons	19 Persons	20 Persons
5031 - 5033		76	208	340	472	604	736	868	1000	1132
5034 - 5036		75	207	339	471	603	735	867	999	1131
5037 - 5040		74	206	338	470	602	734	866	998	1130
5041 - 5043		73	205	337	469	601	733	865	997	1129
5044 - 5046		72	204	336	468	600	732	864	996	1128
5047 - 5050		71	203	335	467	599	731	863	995	1127
5051 - 5053		70	202	334	466	598	730	862	994	1126
5054 - 5056		69	201	333	465	597	729	861	993	1125
5057 - 5060		68	200	332	464	596	728	860	992	1124
5061 - 5063		67	199	331	463	595	727	859	991	1123
5064 - 5066		66	198	330	462	594	726	858	990	1122
5067 - 5070		65	197	329	461	593	725	857	989	1121
5071 - 5073		64	196	328	460	592	724	856	988	1120
5074 - 5076		63	195	327	459	591	723	855	987	1119
5077 - 5080		62	194	326	458	590	722	854	986	1118
5081 - 5083		61	193	325	457	589	721	853	985	1117
5084 - 5086		60	192	324	456	588	720	852	984	1116
5087 - 5090		59	191	323	455	587	719	851	983	1115
5091 - 5093		58	190	322	454	586	718	850	982	1114
5094 - 5096		57	189	321	453	585	717	849	981	1113
5097 - 5100		56	188	320	452	584	716	848	980	1112
5101 - 5103		55	187	319	451	583	715	847	979	1111
5104 - 5106		54	186	318	450	582	714	846	978	1110
5107 - 5110		53	185	317	449	581	713	845	977	1109
5111 - 5113		52	184	316	448	580	712	844	976	1108
5114 - 5116		51	183	315	447	579	711	843	975	1107
5117 - 5120		50	182	314	446	578	710	842	974	1106
5121 - 5123		49	181	313	445	577	709	841	973	1105
5124 - 5126		48	180	312	444	576	708	840	972	1104
5127 - 5130		47	179	311	443	575	707	839	971	1103
5131 - 5133		46	178	310	442	574	706	838	970	1102
5134 - 5136		45	177	309	441	573	705	837	969	1101
5137 - 5140		44	176	308	440	572	704	836	968	1100
5141 - 5143		43	175	307	439	571	703	835	967	1099
5144 - 5146		42	174	306	438	570	702	834	966	1098
5147 - 5150		41	173	305	437	569	701	833	965	1097

Basis of Coupon Issuance
 October 1, 2008
 Coupon Allotments by Household Size
 Number of Persons in the Household

Monthly Net Income	Coupon / EBT Allotments by Household Size									
	Number of Persons in the Household									
	11 Persons	12 Persons	13 Persons	14 Persons	15 Persons	16 Persons	17 Persons	18 Persons	19 Persons	20 Persons
5151 - 5153		40	172	304	436	568	700	832	964	1096
5154 - 5156		39	171	303	435	567	699	831	963	1095
5157 - 5160		38	170	302	434	566	698	830	962	1094
5161 - 5163		37	169	301	433	565	697	829	961	1093
5164 - 5166		36	168	300	432	564	696	828	960	1092
5167 - 5170		35	167	299	431	563	695	827	959	1091
5171 - 5173		34	166	298	430	562	694	826	958	1090
5174 - 5176		33	165	297	429	561	693	825	957	1089
5177 - 5180		32	164	296	428	560	692	824	956	1088
5181 - 5183		31	163	295	427	559	691	823	955	1087
5184 - 5186		30	162	294	426	558	690	822	954	1086
5187 - 5190		29	161	293	425	557	689	821	953	1085
5191 - 5193		28	160	292	424	556	688	820	952	1084
5194 - 5196		27	159	291	423	555	687	819	951	1083
5197 - 5200		26	158	290	422	554	686	818	950	1082
5201 - 5203		25	157	289	421	553	685	817	949	1081
5204 - 5206		24	156	288	420	552	684	816	948	1080
5207 - 5210		23	155	287	419	551	683	815	947	1079
5211 - 5213		22	154	286	418	550	682	814	946	1078
5214 - 5216		21	153	285	417	549	681	813	945	1077
5217 - 5220		20	152	284	416	548	680	812	944	1076
5221 - 5223		19	151	283	415	547	679	811	943	1075
5224 - 5226		18	150	282	414	546	678	810	942	1074
5227 - 5230		17	149	281	413	545	677	809	941	1073
5231 - 5233		16	148	280	412	544	676	808	940	1072
5234 - 5236		15	147	279	411	543	675	807	939	1071
5237 - 5240		14	146	278	410	542	674	806	938	1070
5241 - 5243		13	145	277	409	541	673	805	937	1069
5244 - 5246		12	144	276	408	540	672	804	936	1068
5247 - 5250		11	143	275	407	539	671	803	935	1067
5251 - 5253		10	142	274	406	538	670	802	934	1066
5254 - 5256		9	141	273	405	537	669	801	933	1065
5257 - 5260		8	140	272	404	536	668	800	932	1064
5261 - 5263		7	139	271	403	535	667	799	931	1063
5264 - 5266		6	138	270	402	534	666	798	930	1062

Basis of Coupon Issuance
 October 1, 2008
 Coupon Allotments by Household Size
 Number of Persons in the Household

Monthly Net Income	Coupon / EBT Allotments by Household Size									
	Number of Persons in the Household									
	11 Persons	12 Persons	13 Persons	14 Persons	15 Persons	16 Persons	17 Persons	18 Persons	19 Persons	20 Persons
5267 - 5270		6	137	269	401	533	665	797	929	1061
5271 - 5273		4	136	268	400	532	664	796	928	1060
5274 - 5276		4	135	267	399	531	663	795	927	1059
5277 - 5280		2	134	266	398	530	662	794	926	1058
5281 - 5283		2	133	265	397	529	661	793	925	1057
5284 - 5286			132	264	396	528	660	792	924	1056
5287 - 5290			131	263	395	527	659	791	923	1055
5291 - 5293			130	262	394	526	658	790	922	1054
5294 - 5296			129	261	393	525	657	789	921	1053
5297 - 5300			128	260	392	524	656	788	920	1052
5301 - 5303			127	259	391	523	655	787	919	1051
5304 - 5306			126	258	390	522	654	786	918	1050
5307 - 5310			125	257	389	521	653	785	917	1049
5311 - 5313			124	256	388	520	652	784	916	1048
5314 - 5316			123	255	387	519	651	783	915	1047
5317 - 5320			122	254	386	518	650	782	914	1046
5321 - 5323			121	253	385	517	649	781	913	1045
5324 - 5326			120	252	384	516	648	780	912	1044
5327 - 5330			119	251	383	515	647	779	911	1043
5331 - 5333			118	250	382	514	646	778	910	1042
5334 - 5336			117	249	381	513	645	777	909	1041
5337 - 5340			116	248	380	512	644	776	908	1040
5341 - 5343			115	247	379	511	643	775	907	1039
5344 - 5346			114	246	378	510	642	774	906	1038
5347 - 5350			113	245	377	509	641	773	905	1037
5351 - 5353			112	244	376	508	640	772	904	1036
5354 - 5356			111	243	375	507	639	771	903	1035
5357 - 5360			110	242	374	506	638	770	902	1034
5361 - 5363			109	241	373	505	637	769	901	1033
5364 - 5366			108	240	372	504	636	768	900	1032
5367 - 5370			107	239	371	503	635	767	899	1031
5371 - 5373			106	238	370	502	634	766	898	1030
5374 - 5376			105	237	369	501	633	765	897	1029
5377 - 5380			104	236	368	500	632	764	896	1028
5381 - 5383			103	235	367	499	631	763	895	1027

Basis of Coupon Issuance
 October 1, 2008
 Coupon Allotments by Household Size
 Number of Persons in the Household

Monthly Net Income	Coupon / EBT Allotments by Household Size									
	Number of Persons in the Household									
	11 Persons	12 Persons	13 Persons	14 Persons	15 Persons	16 Persons	17 Persons	18 Persons	19 Persons	20 Persons
5384 - 5386			102	234	366	498	630	762	894	1026
5387 - 5390			101	233	365	497	629	761	893	1025
5391 - 5393			100	232	364	496	628	760	892	1024
5394 - 5396			99	231	363	495	627	759	891	1023
5397 - 5400			98	230	362	494	626	758	890	1022
5401 - 5403			97	229	361	493	625	757	889	1021
5404 - 5406			96	228	360	492	624	756	888	1020
5407 - 5410			95	227	359	491	623	755	887	1019
5411 - 5413			94	226	358	490	622	754	886	1018
5414 - 5416			93	225	357	489	621	753	885	1017
5417 - 5420			92	224	356	488	620	752	884	1016
5421 - 5423			91	223	355	487	619	751	883	1015
5424 - 5426			90	222	354	486	618	750	882	1014
5427 - 5430			89	221	353	485	617	749	881	1013
5431 - 5433			88	220	352	484	616	748	880	1012
5434 - 5436			87	219	351	483	615	747	879	1011
5437 - 5440			86	218	350	482	614	746	878	1010
5441 - 5443			85	217	349	481	613	745	877	1009
5444 - 5446			84	216	348	480	612	744	876	1008
5447 - 5450			83	215	347	479	611	743	875	1007
5451 - 5453			82	214	346	478	610	742	874	1006
5454 - 5456			81	213	345	477	609	741	873	1005
5457 - 5460			80	212	344	476	608	740	872	1004
5461 - 5463			79	211	343	475	607	739	871	1003
5464 - 5466			78	210	342	474	606	738	870	1002
5467 - 5470			77	209	341	473	605	737	869	1001
5471 - 5473			76	208	340	472	604	736	868	1000
5474 - 5476			75	207	339	471	603	735	867	999
5477 - 5480			74	206	338	470	602	734	866	998
5481 - 5483			73	205	337	469	601	733	865	997
5484 - 5486			72	204	336	468	600	732	864	996
5487 - 5490			71	203	335	467	599	731	863	995
5491 - 5493			70	202	334	466	598	730	862	994
5494 - 5496			69	201	333	465	597	729	861	993
5497 - 5500			68	200	332	464	596	728	860	992

Basis of Coupon Issuance
 October 1, 2008
 Coupon Allotments by Household Size
 Number of Persons in the Household

Monthly Net Income	Coupon / EBT Allotments by Household Size									
	Number of Persons in the Household									
	11 Persons	12 Persons	13 Persons	14 Persons	15 Persons	16 Persons	17 Persons	18 Persons	19 Persons	20 Persons
5501 - 5503			67	199	331	463	595	727	859	991
5504 - 5506			66	198	330	462	594	726	858	990
5507 - 5510			65	197	329	461	593	725	857	989
5511 - 5513			64	196	328	460	592	724	856	988
5514 - 5516			63	195	327	459	591	723	855	987
5517 - 5520			62	194	326	458	590	722	854	986
5521 - 5523			61	193	325	457	589	721	853	985
5524 - 5526			60	192	324	456	588	720	852	984
5527 - 5530			59	191	323	455	587	719	851	983
5531 - 5533			58	190	322	454	586	718	850	982
5534 - 5536			57	189	321	453	585	717	849	981
5537 - 5540			56	188	320	452	584	716	848	980
5541 - 5543			55	187	319	451	583	715	847	979
5544 - 5546			54	186	318	450	582	714	846	978
5547 - 5550			53	185	317	449	581	713	845	977
5551 - 5553			52	184	316	448	580	712	844	976
5554 - 5556			51	183	315	447	579	711	843	975
5557 - 5560			50	182	314	446	578	710	842	974
5561 - 5563			49	181	313	445	577	709	841	973
5564 - 5566			48	180	312	444	576	708	840	972
5567 - 5570			47	179	311	443	575	707	839	971
5571 - 5573			46	178	310	442	574	706	838	970
5574 - 5576			45	177	309	441	573	705	837	969
5577 - 5580			44	176	308	440	572	704	836	968
5581 - 5583			43	175	307	439	571	703	835	967
5584 - 5586			42	174	306	438	570	702	834	966
5587 - 5590			41	173	305	437	569	701	833	965
5591 - 5593			40	172	304	436	568	700	832	964
5594 - 5596			39	171	303	435	567	699	831	963
5597 - 5600			38	170	302	434	566	698	830	962
5601 - 5603			37	169	301	433	565	697	829	961
5604 - 5606			36	168	300	432	564	696	828	960
5607 - 5610			35	167	299	431	563	695	827	959
5611 - 5613			34	166	298	430	562	694	826	958
5614 - 5616			33	165	297	429	561	693	825	957

SAMPLE

Basis of Coupon Issuance
 October 1, 2008
 Coupon Allotments by Household Size
 Number of Persons in the Household

Monthly Net Income	Coupon / EBT Allotments by Household Size									
	Number of Persons in the Household									
	11 Persons	12 Persons	13 Persons	14 Persons	15 Persons	16 Persons	17 Persons	18 Persons	19 Persons	20 Persons
5617 - 5620			32	164	296	428	560	692	824	956
5621 - 5623			31	163	295	427	559	691	823	955
5624 - 5626			30	162	294	426	558	690	822	954
5627 - 5630			29	161	293	425	557	689	821	953
5631 - 5633			28	160	292	424	556	688	820	952
5634 - 5636			27	159	291	423	555	687	819	951
5637 - 5640			26	158	290	422	554	686	818	950
5641 - 5643			25	157	289	421	553	685	817	949
5644 - 5646			24	156	288	420	552	684	816	948
5647 - 5650			23	155	287	419	551	683	815	947
5651 - 5653			22	154	286	418	550	682	814	946
5654 - 5656			21	153	285	417	549	681	813	945
5657 - 5660			20	152	284	416	548	680	812	944
5661 - 5663			19	151	283	415	547	679	811	943
5664 - 5666			18	150	282	414	546	678	810	942
5667 - 5670			17	149	281	413	545	677	809	941
5671 - 5673			16	148	280	412	544	676	808	940
5674 - 5676			15	147	279	411	543	675	807	939
5677 - 5680			14	146	278	410	542	674	806	938
5681 - 5683			13	145	277	409	541	673	805	937
5684 - 5686			12	144	276	408	540	672	804	936
5687 - 5690			11	143	275	407	539	671	803	935
5691 - 5693			10	142	274	406	538	670	802	934
5694 - 5696			9	141	273	405	537	669	801	933
5697 - 5700			8	140	272	404	536	668	800	932
5701 - 5703			7	139	271	403	535	667	799	931
5704 - 5706			6	138	270	402	534	666	798	930
5707 - 5710			6	137	269	401	533	665	797	929
5711 - 5713			4	136	268	400	532	664	796	928
5714 - 5716			4	135	267	399	531	663	795	927
5717 - 5720			2	134	266	398	530	662	794	926
5721 - 5723			2	133	265	397	529	661	793	925
5724 - 5726				132	264	396	528	660	792	924
5727 - 5730				131	263	395	527	659	791	923
5731 - 5733				130	262	394	526	658	790	922

SAMPLE

Basis of Coupon Issuance
 October 1, 2008
 Coupon Allotments by Household Size
 Number of Persons in the Household

Monthly Net Income	Coupon / EBT Allotments by Household Size									
	Number of Persons in the Household									
	11 Persons	12 Persons	13 Persons	14 Persons	15 Persons	16 Persons	17 Persons	18 Persons	19 Persons	20 Persons
5734 - 5736				129	261	393	525	657	789	921
5737 - 5740				128	260	392	524	656	788	920
5741 - 5743				127	259	391	523	655	787	919
5744 - 5746				126	258	390	522	654	786	918
5747 - 5750				125	257	389	521	653	785	917
5751 - 5753				124	256	388	520	652	784	916
5754 - 5756				123	255	387	519	651	783	915
5757 - 5760				122	254	386	518	650	782	914
5761 - 5763				121	253	385	517	649	781	913
5764 - 5766				120	252	384	516	648	780	912
5767 - 5770				119	251	383	515	647	779	911
5771 - 5773				118	250	382	514	646	778	910
5774 - 5776				117	249	381	513	645	777	909
5777 - 5780				116	248	380	512	644	776	908
5781 - 5783				115	247	379	511	643	775	907
5784 - 5786				114	246	378	510	642	774	906
5787 - 5790				113	245	377	509	641	773	905
5791 - 5793				112	244	376	508	640	772	904
5794 - 5796				111	243	375	507	639	771	903
5797 - 5800				110	242	374	506	638	770	902
5801 - 5803				109	241	373	505	637	769	901
5804 - 5806				108	240	372	504	636	768	900
5807 - 5810				107	239	371	503	635	767	899
5811 - 5813				106	238	370	502	634	766	898
5814 - 5816				105	237	369	501	633	765	897
5817 - 5820				104	236	368	500	632	764	896
5821 - 5823				103	235	367	499	631	763	895
5824 - 5826				102	234	366	498	630	762	894
5827 - 5830				101	233	365	497	629	761	893
5831 - 5833				100	232	364	496	628	760	892
5834 - 5836				99	231	363	495	627	759	891
5837 - 5840				98	230	362	494	626	758	890
5841 - 5843				97	229	361	493	625	757	889
5844 - 5846				96	228	360	492	624	756	888
5847 - 5850				95	227	359	491	623	755	887

SAMPLE

Basis of Coupon Issuance
 October 1, 2008
 Coupon Allotments by Household Size
 Number of Persons in the Household

Monthly Net Income	Coupon / EBT Allotments by Household Size									
	Number of Persons in the Household									
	11 Persons	12 Persons	13 Persons	14 Persons	15 Persons	16 Persons	17 Persons	18 Persons	19 Persons	20 Persons
5851 - 5853				94	226	358	490	622	754	886
5854 - 5856				93	225	357	489	621	753	885
5857 - 5860				92	224	356	488	620	752	884
5861 - 5863				91	223	355	487	619	751	883
5864 - 5866				90	222	354	486	618	750	882
5867 - 5870				89	221	353	485	617	749	881
5871 - 5873				88	220	352	484	616	748	880
5874 - 5876				87	219	351	483	615	747	879
5877 - 5880				86	218	350	482	614	746	878
5881 - 5883				85	217	349	481	613	745	877
5884 - 5886				84	216	348	480	612	744	876
5887 - 5890				83	215	347	479	611	743	875
5891 - 5893				82	214	346	478	610	742	874
5894 - 5896				81	213	345	477	609	741	873
5897 - 5900				80	212	344	476	608	740	872
5901 - 5903				79	211	343	475	607	739	871
5904 - 5906				78	210	342	474	606	738	870
5907 - 5910				77	209	341	473	605	737	869
5911 - 5913				76	208	340	472	604	736	868
5914 - 5916				75	207	339	471	603	735	867
5917 - 5920				74	206	338	470	602	734	866
5921 - 5923				73	205	337	469	601	733	865
5924 - 5926				72	204	336	468	600	732	864
5927 - 5930				71	203	335	467	599	731	863
5931 - 5933				70	202	334	466	598	730	862
5934 - 5936				69	201	333	465	597	729	861
5937 - 5940				68	200	332	464	596	728	860
5941 - 5943				67	199	331	463	595	727	859
5944 - 5946				66	198	330	462	594	726	858
5947 - 5950				65	197	329	461	593	725	857
5951 - 5953				64	196	328	460	592	724	856
5954 - 5956				63	195	327	459	591	723	855
5957 - 5960				62	194	326	458	590	722	854
5961 - 5963				61	193	325	457	589	721	853
5964 - 5966				60	192	324	456	588	720	852
5967 - 5970				59	191	323	455	587	719	851

SAMPLE

Basis of Coupon Issuance
 October 1, 2008
 Coupon Allotments by Household Size
 Number of Persons in the Household

Monthly Net Income	Coupon / EBT Allotments by Household Size									
	Number of Persons in the Household									
	11 Persons	12 Persons	13 Persons	14 Persons	15 Persons	16 Persons	17 Persons	18 Persons	19 Persons	20 Persons
5971 - 5973				58	190	322	454	586	718	850
5974 - 5976				57	189	321	453	585	717	849
5977 - 5980				56	188	320	452	584	716	848
5981 - 5983				55	187	319	451	583	715	847
5984 - 5986				54	186	318	450	582	714	846
5987 - 5990				53	185	317	449	581	713	845
5991 - 5993				52	184	316	448	580	712	844
5994 - 5996				51	183	315	447	579	711	843
5997 - 6000				50	182	314	446	578	710	842
6001 - 6003				49	181	313	445	577	709	841
6004 - 6006				48	180	312	444	576	708	840
6007 - 6010				47	179	311	443	575	707	839
6011 - 6013				46	178	310	442	574	706	838
6014 - 6016				45	177	309	441	573	705	837
6017 - 6020				44	176	308	440	572	704	836
6021 - 6023				43	175	307	439	571	703	835
6024 - 6026				42	174	306	438	570	702	834
6027 - 6030				41	173	305	437	569	701	833
6031 - 6033				40	172	304	436	568	700	832
6034 - 6036				39	171	303	435	567	699	831
6037 - 6040				38	170	302	434	566	698	830
6041 - 6043				37	169	301	433	565	697	829
6044 - 6046				36	168	300	432	564	696	828
6047 - 6050				35	167	299	431	563	695	827
6051 - 6053				34	166	298	430	562	694	826
6054 - 6056				33	165	297	429	561	693	825
6057 - 6060				32	164	296	428	560	692	824
6061 - 6063				31	163	295	427	559	691	823
6064 - 6066				30	162	294	426	558	690	822
6067 - 6070				29	161	293	425	557	689	821
6071 - 6073				28	160	292	424	556	688	820
6074 - 6076				27	159	291	423	555	687	819
6077 - 6080				26	158	290	422	554	686	818
6081 - 6083				25	157	289	421	553	685	817
6084 - 6086				24	156	288	420	552	684	816

SAMPLE

Basis of Coupon Issuance
 October 1, 2008
 Coupon Allotments by Household Size
 Number of Persons in the Household

Monthly Net Income	Coupon / EBT Allotments by Household Size									
	Number of Persons in the Household									
	11 Persons	12 Persons	13 Persons	14 Persons	15 Persons	16 Persons	17 Persons	18 Persons	19 Persons	20 Persons
6087 - 6090				23	155	287	419	551	683	815
6091 - 6093				22	154	286	418	550	682	814
6094 - 6096				21	153	285	417	549	681	813
6097 - 6100				20	152	284	416	548	680	812
6101 - 6103				19	151	283	415	547	679	811
6104 - 6106				18	150	282	414	546	678	810
6107 - 6110				17	149	281	413	545	677	809
6111 - 6113				16	148	280	412	544	676	808
6114 - 6116				15	147	279	411	543	675	807
6117 - 6120				14	146	278	410	542	674	806
6121 - 6123				13	145	277	409	541	673	805
6124 - 6126				12	144	276	408	540	672	804
6127 - 6130				11	143	275	407	539	671	803
6131 - 6133				10	142	274	406	538	670	802
6134 - 6136				9	141	273	405	537	669	801
6137 - 6140				8	140	272	404	536	668	800
6141 - 6143				7	139	271	403	535	667	799
6144 - 6146				6	138	270	402	534	666	798
6147 - 6150				6	137	269	401	533	665	797
6151 - 6153				4	136	268	400	532	664	796
6154 - 6156				4	135	267	399	531	663	795
6157 - 6160				2	134	266	398	530	662	794
6161 - 6163				2	133	265	397	529	661	793
6164 - 6166					132	264	396	528	660	792
6167 - 6170					131	263	395	527	659	791
6171 - 6173					130	262	394	526	658	790
6174 - 6176					129	261	393	525	657	789
6177 - 6180					128	260	392	524	656	788
6181 - 6183					127	259	391	523	655	787
6184 - 6186					126	258	390	522	654	786
6187 - 6190					125	257	389	521	653	785
6191 - 6193					124	256	388	520	652	784
6194 - 6196					123	255	387	519	651	783
6197 - 6200					122	254	386	518	650	782
6201 - 6203					121	253	385	517	649	781

SAMPLE

Basis of Coupon Issuance
 October 1, 2008
 Coupon Allotments by Household Size
 Number of Persons in the Household

Monthly Net Income	Coupon / EBT Allotments by Household Size									
	Number of Persons in the Household									
	11 Persons	12 Persons	13 Persons	14 Persons	15 Persons	16 Persons	17 Persons	18 Persons	19 Persons	20 Persons
6204 - 6206					120	252	384	516	648	780
6207 - 6210					119	251	383	515	647	779
6211 - 6213					118	250	382	514	646	778
6214 - 6216					117	249	381	513	645	777
6217 - 6220					116	248	380	512	644	776
6221 - 6223					115	247	379	511	643	775
6224 - 6226					114	246	378	510	642	774
6227 - 6230					113	245	377	509	641	773
6231 - 6233					112	244	376	508	640	772
6234 - 6236					111	243	375	507	639	771
6237 - 6240					110	242	374	506	638	770
6241 - 6243					109	241	373	505	637	769
6244 - 6246					108	240	372	504	636	768
6247 - 6250					107	239	371	503	635	767
6251 - 6253					106	238	370	502	634	766
6254 - 6256					105	237	369	501	633	765
6257 - 6260					104	236	368	500	632	764
6261 - 6263					103	235	367	499	631	763
6264 - 6266					102	234	366	498	630	762
6267 - 6270					101	233	365	497	629	761
6271 - 6273					100	232	364	496	628	760
6274 - 6276					99	231	363	495	627	759
6277 - 6280					98	230	362	494	626	758
6281 - 6283					97	229	361	493	625	757
6284 - 6286					96	228	360	492	624	756
6287 - 6290					95	227	359	491	623	755
6291 - 6293					94	226	358	490	622	754
6294 - 6296					93	225	357	489	621	753
6297 - 6300					92	224	356	488	620	752
6301 - 6303					91	223	355	487	619	751
6304 - 6306					90	222	354	486	618	750
6307 - 6310					89	221	353	485	617	749
6311 - 6313					88	220	352	484	616	748
6314 - 6316					87	219	351	483	615	747
6317 - 6320					86	218	350	482	614	746

SAMPLE

Basis of Coupon Issuance
 October 1, 2008
 Coupon Allotments by Household Size
 Number of Persons in the Household

Monthly Net Income	Coupon / EBT Allotments by Household Size									
	Number of Persons in the Household									
	11 Persons	12 Persons	13 Persons	14 Persons	15 Persons	16 Persons	17 Persons	18 Persons	19 Persons	20 Persons
6321 - 6323					85	217	349	481	613	745
6324 - 6326					84	216	348	480	612	744
6327 - 6330					83	215	347	479	611	743
6331 - 6333					82	214	346	478	610	742
6334 - 6336					81	213	345	477	609	741
6337 - 6340					80	212	344	476	608	740
6341 - 6343					79	211	343	475	607	739
6344 - 6346					78	210	342	474	606	738
6347 - 6350					77	209	341	473	605	737
6351 - 6353					76	208	340	472	604	736
6354 - 6356					75	207	339	471	603	735
6357 - 6360					74	206	338	470	602	734
6361 - 6363					73	205	337	469	601	733
6364 - 6366					72	204	336	468	600	732
6367 - 6370					71	203	335	467	599	731
6371 - 6373					70	202	334	466	598	730
6374 - 6376					69	201	333	465	597	729
6377 - 6380					68	200	332	464	596	728
6381 - 6383					67	199	331	463	595	727
6384 - 6386					66	198	330	462	594	726
6387 - 6390					65	197	329	461	593	725
6391 - 6393					64	196	328	460	592	724
6394 - 6396					63	195	327	459	591	723
6397 - 6400					62	194	326	458	590	722
6401 - 6403					61	193	325	457	589	721
6404 - 6406					60	192	324	456	588	720
6407 - 6410					59	191	323	455	587	719
6411 - 6413					58	190	322	454	586	718
6414 - 6416					57	189	321	453	585	717
6417 - 6420					56	188	320	452	584	716
6421 - 6423					55	187	319	451	583	715
6424 - 6426					54	186	318	450	582	714
6427 - 6430					53	185	317	449	581	713
6431 - 6433					52	184	316	448	580	712
6434 - 6436					51	183	315	447	579	711

SAMPLE

Basis of Coupon Issuance
 October 1, 2008
 Coupon Allotments by Household Size
 Number of Persons in the Household

Monthly Net Income	----- Coupon / EBT Allotments by Household Size -----									
	Number of Persons in the Household									
	11 Persons	12 Persons	13 Persons	14 Persons	15 Persons	16 Persons	17 Persons	18 Persons	19 Persons	20 Persons
6437 - 6440					50	182	314	446	578	710
6441 - 6443					49	181	313	445	577	709
6444 - 6446					48	180	312	444	576	708
6447 - 6450					47	179	311	443	575	707
6451 - 6453					46	178	310	442	574	706
6454 - 6456					45	177	309	441	573	705
6457 - 6460					44	176	308	440	572	704
6461 - 6463					43	175	307	439	571	703
6464 - 6466					42	174	306	438	570	702
6467 - 6470					41	173	305	437	569	701
6471 - 6473					40	172	304	436	568	700
6474 - 6476					39	171	303	435	567	699
6477 - 6480					38	170	302	434	566	698
6481 - 6483					37	169	301	433	565	697
6484 - 6486					36	168	300	432	564	696
6487 - 6490					35	167	299	431	563	695
6491 - 6493					34	166	298	430	562	694
6494 - 6496					33	165	297	429	561	693
6497 - 6500					32	164	296	428	560	692
6501 - 6503					31	163	295	427	559	691
6504 - 6506					30	162	294	426	558	690
6507 - 6510					29	161	293	425	557	689
6511 - 6513					28	160	292	424	556	688
6514 - 6516					27	159	291	423	555	687
6517 - 6520					26	158	290	422	554	686
6521 - 6523					25	157	289	421	553	685
6524 - 6526					24	156	288	420	552	684
6527 - 6530					23	155	287	419	551	683
6531 - 6533					22	154	286	418	550	682
6534 - 6536					21	153	285	417	549	681
6537 - 6540					20	152	284	416	548	680
6541 - 6543					19	151	283	415	547	679
6544 - 6546					18	150	282	414	546	678
6547 - 6550					17	149	281	413	545	677
6551 - 6553					16	148	280	412	544	676

SAMPLE

Basis of Coupon Issuance
 October 1, 2008
 Coupon Allotments by Household Size
 Number of Persons in the Household

Monthly Net Income	Coupon / EBT Allotments by Household Size									
	Number of Persons in the Household									
	11 Persons	12 Persons	13 Persons	14 Persons	15 Persons	16 Persons	17 Persons	18 Persons	19 Persons	20 Persons
6554 - 6556					15	147	279	411	543	675
6557 - 6560					14	146	278	410	542	674
6561 - 6563					13	145	277	409	541	673
6564 - 6566					12	144	276	408	540	672
6567 - 6570					11	143	275	407	539	671
6571 - 6573					10	142	274	406	538	670
6574 - 6576					9	141	273	405	537	669
6577 - 6580					8	140	272	404	536	668
6581 - 6583					7	139	271	403	535	667
6584 - 6586					6	138	270	402	534	666
6587 - 6590					6	137	269	401	533	665
6591 - 6593					4	136	268	400	532	664
6594 - 6596					4	135	267	399	531	663
6597 - 6600					2	134	266	398	530	662
6601 - 6603					2	133	265	397	529	661
6604 - 6606						132	264	396	528	660
6607 - 6610						131	263	395	527	659
6611 - 6613						130	262	394	526	658
6614 - 6616						129	261	393	525	657
6617 - 6620						128	260	392	524	656
6621 - 6623						127	259	391	523	655
6624 - 6626						126	258	390	522	654
6627 - 6630						125	257	389	521	653
6631 - 6633						124	256	388	520	652
6634 - 6636						123	255	387	519	651
6637 - 6640						122	254	386	518	650
6641 - 6643						121	253	385	517	649
6644 - 6646						120	252	384	516	648
6647 - 6650						119	251	383	515	647
6651 - 6653						118	250	382	514	646
6654 - 6656						117	249	381	513	645
6657 - 6660						116	248	380	512	644
6661 - 6663						115	247	379	511	643
6664 - 6666						114	246	378	510	642
6667 - 6670						113	245	377	509	641

SAMPLE

Basis of Coupon Issuance
 October 1, 2008
 Coupon Allotments by Household Size
 Number of Persons in the Household

Monthly Net Income	Coupon / EBT Allotments by Household Size									
	Number of Persons in the Household									
	11 Persons	12 Persons	13 Persons	14 Persons	15 Persons	16 Persons	17 Persons	18 Persons	19 Persons	20 Persons
6671 - 6673						112	244	376	508	640
6674 - 6676						111	243	375	507	639
6677 - 6680						110	242	374	506	638
6681 - 6683						109	241	373	505	637
6684 - 6686						108	240	372	504	636
6687 - 6690						107	239	371	503	635
6691 - 6693						106	238	370	502	634
6694 - 6696						105	237	369	501	633
6697 - 6700						104	236	368	500	632
6701 - 6703						103	235	367	499	631
6704 - 6706						102	234	366	498	630
6707 - 6710						101	233	365	497	629
6711 - 6713						100	232	364	496	628
6714 - 6716						99	231	363	495	627
6717 - 6720						98	230	362	494	626
6721 - 6723						97	229	361	493	625
6724 - 6726						96	228	360	492	624
6727 - 6730						95	227	359	491	623
6731 - 6733						94	226	358	490	622
6734 - 6736						93	225	357	489	621
6737 - 6740						92	224	356	488	620
6741 - 6743						91	223	355	487	619
6744 - 6746						90	222	354	486	618
6747 - 6750						89	221	353	485	617
6751 - 6753						88	220	352	484	616
6754 - 6756						87	219	351	483	615
6757 - 6760						86	218	350	482	614
6761 - 6763						85	217	349	481	613
6764 - 6766						84	216	348	480	612
6767 - 6770						83	215	347	479	611
6771 - 6773						82	214	346	478	610
6774 - 6776						81	213	345	477	609
6777 - 6780						80	212	344	476	608
6781 - 6783						79	211	343	475	607
6784 - 6786						78	210	342	474	606
6787 - 6790						77	209	341	473	605

SAMPLE

Basis of Coupon Issuance
 October 1, 2008
 Coupon Allotments by Household Size
 Number of Persons in the Household

Monthly Net Income	Coupon / EBT Allotments by Household Size									
	Number of Persons in the Household									
	11 Persons	12 Persons	13 Persons	14 Persons	15 Persons	16 Persons	17 Persons	18 Persons	19 Persons	20 Persons
6791 - 6793						76	208	340	472	604
6794 - 6796						75	207	339	471	603
6797 - 6800						74	206	338	470	602
6801 - 6803						73	205	337	469	601
6804 - 6806						72	204	336	468	600
6807 - 6810						71	203	335	467	599
6811 - 6813						70	202	334	466	598
6814 - 6816						69	201	333	465	597
6817 - 6820						68	200	332	464	596
6821 - 6823						67	199	331	463	595
6824 - 6826						66	198	330	462	594
6827 - 6830						65	197	329	461	593
6831 - 6833						64	196	328	460	592
6834 - 6836						63	195	327	459	591
6837 - 6840						62	194	326	458	590
6841 - 6843						61	193	325	457	589
6844 - 6846						60	192	324	456	588
6847 - 6850						59	191	323	455	587
6851 - 6853						58	190	322	454	586
6854 - 6856						57	189	321	453	585
6857 - 6860						56	188	320	452	584
6861 - 6863						55	187	319	451	583
6864 - 6866						54	186	318	450	582
6867 - 6870						53	185	317	449	581
6871 - 6873						52	184	316	448	580
6874 - 6876						51	183	315	447	579
6877 - 6880						50	182	314	446	578
6881 - 6883						49	181	313	445	577
6884 - 6886						48	180	312	444	576
6887 - 6890						47	179	311	443	575
6891 - 6893						46	178	310	442	574
6894 - 6896						45	177	309	441	573
6897 - 6900						44	176	308	440	572
6901 - 6903						43	175	307	439	571
6904 - 6906						42	174	306	438	570

SAMPLE

Basis of Coupon Issuance
 October 1, 2008
 Coupon Allotments by Household Size
 Number of Persons in the Household

Monthly Net Income	Coupon / EBT Allotments by Household Size									
	Number of Persons in the Household									
	11 Persons	12 Persons	13 Persons	14 Persons	15 Persons	16 Persons	17 Persons	18 Persons	19 Persons	20 Persons
6907 - 6910						41	173	305	437	569
6911 - 6913						40	172	304	436	568
6914 - 6916						39	171	303	435	567
6917 - 6920						38	170	302	434	566
6921 - 6923						37	169	301	433	565
6924 - 6926						36	168	300	432	564
6927 - 6930						35	167	299	431	563
6931 - 6933						34	166	298	430	562
6934 - 6936						33	165	297	429	561
6937 - 6940						32	164	296	428	560
6941 - 6943						31	163	295	427	559
6944 - 6946						30	162	294	426	558
6947 - 6950						29	161	293	425	557
6951 - 6953						28	160	292	424	556
6954 - 6956						27	159	291	423	555
6957 - 6960						26	158	290	422	554
6961 - 6963						25	157	289	421	553
6964 - 6966						24	156	288	420	552
6967 - 6970						23	155	287	419	551
6971 - 6973						22	154	286	418	550
6974 - 6976						21	153	285	417	549
6977 - 6980						20	152	284	416	548
6981 - 6983						19	151	283	415	547
6984 - 6986						18	150	282	414	546
6987 - 6990						17	149	281	413	545
6991 - 6993						16	148	280	412	544
6994 - 6996						15	147	279	411	543
6997 - 7000						14	146	278	410	542
7001 - 7003						13	145	277	409	541
7004 - 7006						12	144	276	408	540
7007 - 7010						11	143	275	407	539
7011 - 7013						10	142	274	406	538
7014 - 7016						9	141	273	405	537
7017 - 7020						8	140	272	404	536
7021 - 7023						7	139	271	403	535

SAMPLE

Basis of Coupon Issuance
 October 1, 2008
 Coupon Allotments by Household Size
 Number of Persons in the Household

Monthly Net Income	Coupon / EBT Allotments by Household Size									
	Number of Persons in the Household									
	11 Persons	12 Persons	13 Persons	14 Persons	15 Persons	16 Persons	17 Persons	18 Persons	19 Persons	20 Persons
7024 - 7026						6	138	270	402	534
7027 - 7030						6	137	269	401	533
7031 - 7033						4	136	268	400	532
7034 - 7036						4	135	267	399	531
7037 - 7040						2	134	266	398	530
7041 - 7043						2	133	265	397	529
7044 - 7046							132	264	396	528
7047 - 7050							131	263	395	527
7051 - 7053							130	262	394	526
7054 - 7056							129	261	393	525
7057 - 7060							128	260	392	524
7061 - 7063							127	259	391	523
7064 - 7066							126	258	390	522
7067 - 7070							125	257	389	521
7071 - 7073							124	256	388	520
7074 - 7076							123	255	387	519
7077 - 7080							122	254	386	518
7081 - 7083							121	253	385	517
7084 - 7086							120	252	384	516
7087 - 7090							119	251	383	515
7091 - 7093							118	250	382	514
7094 - 7096							117	249	381	513
7097 - 7100							116	248	380	512
7101 - 7103							115	247	379	511
7104 - 7106							114	246	378	510
7107 - 7110							113	245	377	509
7111 - 7113							112	244	376	508
7114 - 7116							111	243	375	507
7117 - 7120							110	242	374	506
7121 - 7123							109	241	373	505
7124 - 7126							108	240	372	504
7127 - 7130							107	239	371	503
7131 - 7133							106	238	370	502
7134 - 7136							105	237	369	501
7137 - 7140							104	236	368	500

SAMPLE

Basis of Coupon Issuance
 October 1, 2008
 Coupon Allotments by Household Size
 Number of Persons in the Household

Monthly Net Income	----- Coupon / EBT Allotments by Household Size -----									
	Number of Persons in the Household									
	11 Persons	12 Persons	13 Persons	14 Persons	15 Persons	16 Persons	17 Persons	18 Persons	19 Persons	20 Persons
7141 - 7143							103	235	367	499
7144 - 7146							102	234	366	498
7147 - 7150							101	233	365	497
7151 - 7153							100	232	364	496
7154 - 7156							99	231	363	495
7157 - 7160							98	230	362	494
7161 - 7163							97	229	361	493
7164 - 7166							96	228	360	492
7167 - 7170							95	227	359	491
7171 - 7173							94	226	358	490
7174 - 7176							93	225	357	489
7177 - 7180							92	224	356	488
7181 - 7183							91	223	355	487
7184 - 7186							90	222	354	486
7187 - 7190							89	221	353	485
7191 - 7193							88	220	352	484
7194 - 7196							87	219	351	483
7197 - 7200							86	218	350	482
7201 - 7203							85	217	349	481
7204 - 7206							84	216	348	480
7207 - 7210							83	215	347	479
7211 - 7213							82	214	346	478
7214 - 7216							81	213	345	477
7217 - 7220							80	212	344	476
7221 - 7223							79	211	343	475
7224 - 7226							78	210	342	474
7227 - 7230							77	209	341	473
7231 - 7233							76	208	340	472
7234 - 7236							75	207	339	471
7237 - 7240							74	206	338	470
7241 - 7243							73	205	337	469
7244 - 7246							72	204	336	468
7247 - 7250							71	203	335	467
7251 - 7253							70	202	334	466
7254 - 7256							69	201	333	465

SAMPLE

Basis of Coupon Issuance
 October 1, 2008
 Coupon Allotments by Household Size
 Number of Persons in the Household

Monthly Net Income	Coupon / EBT Allotments by Household Size									
	Number of Persons in the Household									
	11 Persons	12 Persons	13 Persons	14 Persons	15 Persons	16 Persons	17 Persons	18 Persons	19 Persons	20 Persons
7257 - 7260							68	200	332	464
7261 - 7263							67	199	331	463
7264 - 7266							66	198	330	462
7267 - 7270							65	197	329	461
7271 - 7273							64	196	328	460
7274 - 7276							63	195	327	459
7277 - 7280							62	194	326	458
7281 - 7283							61	193	325	457
7284 - 7286							60	192	324	456
7287 - 7290							59	191	323	455
7291 - 7293							58	190	322	454
7294 - 7296							57	189	321	453
7297 - 7300							56	188	320	452
7301 - 7303							55	187	319	451
7304 - 7306							54	186	318	450
7307 - 7310							53	185	317	449
7311 - 7313							52	184	316	448
7314 - 7316							51	183	315	447
7317 - 7320							50	182	314	446
7321 - 7323							49	181	313	445
7324 - 7326							48	180	312	444
7327 - 7330							47	179	311	443
7331 - 7333							46	178	310	442
7334 - 7336							45	177	309	441
7337 - 7340							44	176	308	440
7341 - 7343							43	175	307	439
7344 - 7346							42	174	306	438
7347 - 7350							41	173	305	437
7351 - 7353							40	172	304	436
7354 - 7356							39	171	303	435
7357 - 7360							38	170	302	434
7361 - 7363							37	169	301	433
7364 - 7366							36	168	300	432
7367 - 7370							35	167	299	431
7371 - 7373							34	166	298	430

SAMPLE

Basis of Coupon Issuance
 October 1, 2008
 Coupon Allotments by Household Size
 Number of Persons in the Household

Monthly Net Income	----- Coupon / EBT Allotments by Household Size -----									
	Number of Persons in the Household									
	11 Persons	12 Persons	13 Persons	14 Persons	15 Persons	16 Persons	17 Persons	18 Persons	19 Persons	20 Persons
7374 - 7376							33	165	297	429
7377 - 7380							32	164	296	428
7381 - 7383							31	163	295	427
7384 - 7386							30	162	294	426
7387 - 7390							29	161	293	425
7391 - 7393							28	160	292	424
7394 - 7396							27	159	291	423
7397 - 7400							26	158	290	422
7401 - 7403							25	157	289	421
7404 - 7406							24	156	288	420
7407 - 7410							23	155	287	419
7411 - 7413							22	154	286	418
7414 - 7416							21	153	285	417
7417 - 7420							20	152	284	416
7421 - 7423							19	151	283	415
7424 - 7426							18	150	282	414
7427 - 7430							17	149	281	413
7431 - 7433							16	148	280	412
7434 - 7436							15	147	279	411
7437 - 7440							14	146	278	410
7441 - 7443							13	145	277	409
7444 - 7446							12	144	276	408
7447 - 7450							11	143	275	407
7451 - 7453							10	142	274	406
7454 - 7456							9	141	273	405
7457 - 7460							8	140	272	404
7461 - 7463							7	139	271	403
7464 - 7466							6	138	270	402
7467 - 7470							6	137	269	401
7471 - 7473							4	136	268	400
7474 - 7476							4	135	267	399
7477 - 7480							2	134	266	398
7481 - 7483							2	133	265	397
7484 - 7486								132	264	396
7487 - 7490								131	263	395

SAMPLE

Basis of Coupon Issuance
 October 1, 2008
 Coupon Allotments by Household Size
 Number of Persons in the Household

Monthly Net Income	Coupon / EBT Allotments by Household Size									
	Number of Persons in the Household									
	11 Persons	12 Persons	13 Persons	14 Persons	15 Persons	16 Persons	17 Persons	18 Persons	19 Persons	20 Persons
7491 - 7493								130	262	394
7494 - 7496								129	261	393
7497 - 7500								128	260	392
7501 - 7503								127	259	391
7504 - 7506								126	258	390
7507 - 7510								125	257	389
7511 - 7513								124	256	388
7514 - 7516								123	255	387
7517 - 7520								122	254	386
7521 - 7523								121	253	385
7524 - 7526								120	252	384
7527 - 7530								119	251	383
7531 - 7533								118	250	382
7534 - 7536								117	249	381
7537 - 7540								116	248	380
7541 - 7543								115	247	379
7544 - 7546								114	246	378
7547 - 7550								113	245	377
7551 - 7553								112	244	376
7554 - 7556								111	243	375
7557 - 7560								110	242	374
7561 - 7563								109	241	373
7564 - 7566								108	240	372
7567 - 7570								107	239	371
7571 - 7573								106	238	370
7574 - 7576								105	237	369
7577 - 7580								104	236	368
7581 - 7583								103	235	367
7584 - 7586								102	234	366
7587 - 7590								101	233	365
7591 - 7593								100	232	364
7594 - 7596								99	231	363
7597 - 7600								98	230	362
7601 - 7603								97	229	361
7604 - 7606								96	228	360
7607 - 7610								95	227	359

SAMPLE

Basis of Coupon Issuance
 October 1, 2008
 Coupon Allotments by Household Size
 Number of Persons in the Household

Monthly Net Income	Coupon / EBT Allotments by Household Size									
	Number of Persons in the Household									
	11 Persons	12 Persons	13 Persons	14 Persons	15 Persons	16 Persons	17 Persons	18 Persons	19 Persons	20 Persons
7611 - 7613								94	226	358
7614 - 7616								93	225	357
7617 - 7620								92	224	356
7621 - 7623								91	223	355
7624 - 7626								90	222	354
7627 - 7630								89	221	353
7631 - 7633								88	220	352
7634 - 7636								87	219	351
7637 - 7640								86	218	350
7641 - 7643								85	217	349
7644 - 7646								84	216	348
7647 - 7650								83	215	347
7651 - 7653								82	214	346
7654 - 7656								81	213	345
7657 - 7660								80	212	344
7661 - 7663								79	211	343
7664 - 7666								78	210	342
7667 - 7670								77	209	341
7671 - 7673								76	208	340
7674 - 7676								75	207	339
7677 - 7680								74	206	338
7681 - 7683								73	205	337
7684 - 7686								72	204	336
7687 - 7690								71	203	335
7691 - 7693								70	202	334
7694 - 7696								69	201	333
7697 - 7700								68	200	332
7701 - 7703								67	199	331
7704 - 7706								66	198	330
7707 - 7710								65	197	329
7711 - 7713								64	196	328
7714 - 7716								63	195	327
7717 - 7720								62	194	326
7721 - 7723								61	193	325
7724 - 7726								60	192	324

SAMPLE

Basis of Coupon Issuance
 October 1, 2008
 Coupon Allotments by Household Size
 Number of Persons in the Household

Monthly Net Income	Coupon / EBT Allotments by Household Size									
	Number of Persons in the Household									
	11 Persons	12 Persons	13 Persons	14 Persons	15 Persons	16 Persons	17 Persons	18 Persons	19 Persons	20 Persons
7727 - 7730								59	191	323
7731 - 7733								58	190	322
7734 - 7736								57	189	321
7737 - 7740								56	188	320
7741 - 7743								55	187	319
7744 - 7746								54	186	318
7747 - 7750								53	185	317
7751 - 7753								52	184	316
7754 - 7756								51	183	315
7757 - 7760								50	182	314
7761 - 7763								49	181	313
7764 - 7766								48	180	312
7767 - 7770								47	179	311
7771 - 7773								46	178	310
7774 - 7776								45	177	309
7777 - 7780								44	176	308
7781 - 7783								43	175	307
7784 - 7786								42	174	306
7787 - 7790								41	173	305
7791 - 7793								40	172	304
7794 - 7796								39	171	303
7797 - 7800								38	170	302
7801 - 7803								37	169	301
7804 - 7806								36	168	300
7807 - 7810								35	167	299
7811 - 7813								34	166	298
7814 - 7816								33	165	297
7817 - 7820								32	164	296
7821 - 7823								31	163	295
7824 - 7826								30	162	294
7827 - 7830								29	161	293
7831 - 7833								28	160	292
7834 - 7836								27	159	291
7837 - 7840								26	158	290
7841 - 7843								25	157	289

SAMPLE

Basis of Coupon Issuance
 October 1, 2008
 Coupon Allotments by Household Size
 Number of Persons in the Household

Monthly Net Income	Coupon / EBT Allotments by Household Size									
	Number of Persons in the Household									
	11 Persons	12 Persons	13 Persons	14 Persons	15 Persons	16 Persons	17 Persons	18 Persons	19 Persons	20 Persons
7844 - 7846								24	156	288
7847 - 7850								23	155	287
7851 - 7853								22	154	286
7854 - 7856								21	153	285
7857 - 7860								20	152	284
7861 - 7863								19	151	283
7864 - 7866								18	150	282
7867 - 7870								17	149	281
7871 - 7873								16	148	280
7874 - 7876								15	147	279
7877 - 7880								14	146	278
7881 - 7883								13	145	277
7884 - 7886								12	144	276
7887 - 7890								11	143	275
7891 - 7893								10	142	274
7894 - 7896								9	141	273
7897 - 7900								8	140	272
7901 - 7903								7	139	271
7904 - 7906								6	138	270
7907 - 7910								6	137	269
7911 - 7913								4	136	268
7914 - 7916								4	135	267
7917 - 7920								2	134	266
7921 - 7923								2	133	265
7924 - 7926									132	264
7927 - 7930									131	263
7931 - 7933									130	262
7934 - 7936									129	261
7937 - 7940									128	260
7941 - 7943									127	259
7944 - 7946									126	258
7947 - 7950									125	257
7951 - 7953									124	256
7954 - 7956									123	255
7957 - 7960									122	254

SAMPLE

Basis of Coupon Issuance
 October 1, 2008
 Coupon Allotments by Household Size
 Number of Persons in the Household

Monthly Net Income	Coupon / EBT Allotments by Household Size									
	Number of Persons in the Household									
	11 Persons	12 Persons	13 Persons	14 Persons	15 Persons	16 Persons	17 Persons	18 Persons	19 Persons	20 Persons
7961 - 7963									121	253
7964 - 7966									120	252
7967 - 7970									119	251
7971 - 7973									118	250
7974 - 7976									117	249
7977 - 7980									116	248
7981 - 7983									115	247
7984 - 7986									114	246
7987 - 7990									113	245
7991 - 7993									112	244
7994 - 7996									111	243
7997 - 8000									110	242
8001 - 8003									109	241
8004 - 8006									108	240
8007 - 8010									107	239
8011 - 8013									106	238
8014 - 8016									105	237
8017 - 8020									104	236
8021 - 8023									103	235
8024 - 8026									102	234
8027 - 8030									101	233
8031 - 8033									100	232
8034 - 8036									99	231
8037 - 8040									98	230
8041 - 8043									97	229
8044 - 8046									96	228
8047 - 8050									95	227
8051 - 8053									94	226
8054 - 8056									93	225
8057 - 8060									92	224
8061 - 8063									91	223
8064 - 8066									90	222
8067 - 8070									89	221
8071 - 8073									88	220
8074 - 8076									87	219

SAMPLE

Basis of Coupon Issuance
 October 1, 2008
 Coupon Allotments by Household Size
 Number of Persons in the Household

Monthly Net Income	----- Coupon / EBT Allotments by Household Size -----									
	Number of Persons in the Household									
	11 Persons	12 Persons	13 Persons	14 Persons	15 Persons	16 Persons	17 Persons	18 Persons	19 Persons	20 Persons
8077 - 8080									86	218
8081 - 8083									85	217
8084 - 8086									84	216
8087 - 8090									83	215
8091 - 8093									82	214
8094 - 8096									81	213
8097 - 8100									80	212
8101 - 8103									79	211
8104 - 8106									78	210
8107 - 8110									77	209
8111 - 8113									76	208
8114 - 8116									75	207
8117 - 8120									74	206
8121 - 8123									73	205
8124 - 8126									72	204
8127 - 8130									71	203
8131 - 8133									70	202
8134 - 8136									69	201
8137 - 8140									68	200
8141 - 8143									67	199
8144 - 8146									66	198
8147 - 8150									65	197
8151 - 8153									64	196
8154 - 8156									63	195
8157 - 8160									62	194
8161 - 8163									61	193
8164 - 8166									60	192
8167 - 8170									59	191
8171 - 8173									58	190
8174 - 8176									57	189
8177 - 8180									56	188
8181 - 8183									55	187
8184 - 8186									54	186
8187 - 8190									53	185
8191 - 8193									52	184

SAMPLE

Basis of Coupon Issuance
 October 1, 2008
 Coupon Allotments by Household Size
 Number of Persons in the Household

Monthly Net Income	Coupon / EBT Allotments by Household Size									
	Number of Persons in the Household									
	11 Persons	12 Persons	13 Persons	14 Persons	15 Persons	16 Persons	17 Persons	18 Persons	19 Persons	20 Persons
8194 - 8196									51	183
8197 - 8200									50	182
8201 - 8203									49	181
8204 - 8206									48	180
8207 - 8210									47	179
8211 - 8213									46	178
8214 - 8216									45	177
8217 - 8220									44	176
8221 - 8223									43	175
8224 - 8226									42	174
8227 - 8230									41	173
8231 - 8233									40	172
8234 - 8236									39	171
8237 - 8240									38	170
8241 - 8243									37	169
8244 - 8246									36	168
8247 - 8250									35	167
8251 - 8253									34	166
8254 - 8256									33	165
8257 - 8260									32	164
8261 - 8263									31	163
8264 - 8266									30	162
8267 - 8270									29	161
8271 - 8273									28	160
8274 - 8276									27	159
8277 - 8280									26	158
8281 - 8283									25	157
8284 - 8286									24	156
8287 - 8290									23	155
8291 - 8293									22	154
8294 - 8296									21	153
8297 - 8300									20	152
8301 - 8303									19	151
8304 - 8306									18	150
8307 - 8310									17	149

SAMPLE

Basis of Coupon Issuance
 October 1, 2008
 Coupon Allotments by Household Size
 Number of Persons in the Household

Monthly Net Income	Coupon / EBT Allotments by Household Size									
	Number of Persons in the Household									
	11 Persons	12 Persons	13 Persons	14 Persons	15 Persons	16 Persons	17 Persons	18 Persons	19 Persons	20 Persons
8311 - 8313									16	148
8314 - 8316									15	147
8317 - 8320									14	146
8321 - 8323									13	145
8324 - 8326									12	144
8327 - 8330									11	143
8331 - 8333									10	142
8334 - 8336									9	141
8337 - 8340									8	140
8341 - 8343									7	139
8344 - 8346									6	138
8347 - 8350									6	137
8351 - 8353									4	136
8354 - 8356									4	135
8357 - 8360									2	134
8361 - 8363									2	133
8364 - 8366										132
8367 - 8370										131
8371 - 8373										130
8374 - 8376										129
8377 - 8380										128
8381 - 8383										127
8384 - 8386										126
8387 - 8390										125
8391 - 8393										124
8394 - 8396										123
8397 - 8400										122
8401 - 8403										121
8404 - 8406										120
8407 - 8410										119
8411 - 8413										118
8414 - 8416										117
8417 - 8420										116
8421 - 8423										115
8424 - 8426										114
8427 - 8430										113

SAMPLE

Basis of Coupon Issuance
 October 1, 2008
 Coupon Allotments by Household Size
 Number of Persons in the Household

Monthly Net Income	----- Coupon / EBT Allotments by Household Size -----									
	Number of Persons in the Household									
	11 Persons	12 Persons	13 Persons	14 Persons	15 Persons	16 Persons	17 Persons	18 Persons	19 Persons	20 Persons
8431 - 8433										112
8434 - 8436										111
8437 - 8440										110
8441 - 8443										109
8444 - 8446										108
8447 - 8450										107
8451 - 8453										106
8454 - 8456										105
8457 - 8460										104
8461 - 8463										103
8464 - 8466										102
8467 - 8470										101
8471 - 8473										100
8474 - 8476										99
8477 - 8480										98
8481 - 8483										97
8484 - 8486										96
8487 - 8490										95
8491 - 8493										94
8494 - 8496										93
8497 - 8500										92
8501 - 8503										91
8504 - 8506										90
8507 - 8510										89
8511 - 8513										88
8514 - 8516										87
8517 - 8520										86
8521 - 8523										85
8524 - 8526										84
8527 - 8530										83
8531 - 8533										82
8534 - 8536										81
8537 - 8540										80
8541 - 8543										79
8544 - 8546										78

SAMPLE

Basis of Coupon Issuance
 October 1, 2008
 Coupon Allotments by Household Size
 Number of Persons in the Household

Monthly Net Income	Coupon / EBT Allotments by Household Size									
	Number of Persons in the Household									
	11 Persons	12 Persons	13 Persons	14 Persons	15 Persons	16 Persons	17 Persons	18 Persons	19 Persons	20 Persons
8547 - 8550										77
8551 - 8553										76
8554 - 8556										75
8557 - 8560										74
8561 - 8563										73
8564 - 8566										72
8567 - 8570										71
8571 - 8573										70
8574 - 8576										69
8577 - 8580										68
8581 - 8583										67
8584 - 8586										66
8587 - 8590										65
8591 - 8593										64
8594 - 8596										63
8597 - 8600										62
8601 - 8603										61
8604 - 8606										60
8607 - 8610										59
8611 - 8613										58
8614 - 8616										57
8617 - 8620										56
8621 - 8623										55
8624 - 8626										54
8627 - 8630										53
8631 - 8633										52
8634 - 8636										51
8637 - 8640										50
8641 - 8643										49
8644 - 8646										48
8647 - 8650										47
8651 - 8653										46
8654 - 8656										45
8657 - 8660										44
8661 - 8663										43

SAMPLE

Basis of Coupon Issuance
 October 1, 2008
 Coupon Allotments by Household Size
 Number of Persons in the Household

Monthly Net Income	----- Coupon / EBT Allotments by Household Size -----									
	Number of Persons in the Household									
	11 Persons	12 Persons	13 Persons	14 Persons	15 Persons	16 Persons	17 Persons	18 Persons	19 Persons	20 Persons
8664 - 8666										42
8667 - 8670										41
8671 - 8673										40
8674 - 8676										39
8677 - 8680										38
8681 - 8683										37
8684 - 8686										36
8687 - 8690										35
8691 - 8693										34
8694 - 8696										33
8697 - 8700										32
8701 - 8703										31
8704 - 8706										30
8707 - 8710										29
8711 - 8713										28
8714 - 8716										27
8717 - 8720										26
8721 - 8723										25
8724 - 8726										24
8727 - 8730										23
8731 - 8733										22
8734 - 8736										21
8737 - 8740										20
8741 - 8743										19
8744 - 8746										18
8747 - 8750										17
8751 - 8753										16
8754 - 8756										15
8757 - 8760										14
8761 - 8763										13
8764 - 8766										12
8767 - 8770										11
8771 - 8773										10
8774 - 8776										9
8777 - 8780										8

SAMPLE

Basis of Coupon Issuance
 October 1, 2008
 Coupon Allotments by Household Size
 Number of Persons in the Household

Monthly Net Income	----- Coupon / EBT Allotments by Household Size -----									
	Number of Persons in the Household									
	11 Persons	12 Persons	13 Persons	14 Persons	15 Persons	16 Persons	17 Persons	18 Persons	19 Persons	20 Persons
8781 - 8783										7
8784 - 8786										6
8787 - 8790										6
8791 - 8793										4
8794 - 8796										4
8797 - 8800										2
8801 - 8803										2
8804 - 8806										

SAMPLE

Food Stamp Income Guidelines

- Food Stamps provide your family with assistance when buying food. They are used in place of cash to buy food at grocery stores or supermarkets.
- You don't have to be out of work to apply for Food Stamps. You can be employed and still be eligible for Food Stamps.
- You can own your own home and car and still be eligible for Food Stamps.
- If you are eligible, you will receive Food Stamp assistance within 30 days. Certain households with little income or savings, or with high shelter costs, can receive Food Stamp benefits within five days.

Family Size	1	2	3	4	5	6	7	8	Each additional member
Maximum Gross Monthly Income	\$1,127	\$1,517	\$1,907	\$2,297	\$2,687	\$3,077	\$3,467	\$3,857	+ \$390

- These new income limits became effective October 1, 2008.
- The Maximum Gross Monthly Income limits do not apply to Food Stamp households with an elderly or disabled individual, or if everyone in your household receives SSI, TANF, or SNA, you do not need to meet any income limit.

To file a Food Stamp application with the Center nearest you, you may appear in person any time between the hours of 8:30 AM and 5:00 PM, Monday through Friday. Applications can be filed in person at any Food Stamp Center, or through an authorized representative. You may also mail or fax your application to any Food Stamp Center within the five boroughs of New York City. If you wish to make a telephone appointment, call Infoline at (877) 472-8411 for the telephone number of the nearest Food Stamp Center.

New York City Food Stamp Centers The following Food Stamp Centers are open from 8:30 AM to 5:00 PM Monday through Friday (except legal holidays)				Extended Hours Centers The following Centers have extended hours (except legal holidays).	
Manhattan	East End – F02 2322 Third Avenue 3rd Floor New York, NY 10035	Washington Heights – F13 4055 10th Avenue Lower Level New York, NY 10034	St. Nicholas – F14 132 West 125th Street 3rd Floor New York, NY 10027	Waverly – F19 12 West 14th Street 4th Floor New York, NY 10011	Monday, Wednesday, Thursday, Friday: 8:30 AM to 6:00 PM. Saturday: 9:00 AM to 5:00 PM. Tuesday: 8:30 AM to 7:00 PM.
Brooklyn	F15 (SSI only) 253 Schermerhorn Street 1st Floor Brooklyn, NY 11201	Ft. Greene – F20 3050 West 21st Street 3rd Floor Brooklyn, NY 11224	Williamsburg – F21 30 Thornton Street 4th Floor Brooklyn, NY 11206	Boro Hall – F23 45 Hoyt Street 6th Floor Brooklyn, NY 11201	
	North Brooklyn – F26 500 Dekalb Avenue 5th Floor Brooklyn, NY 11205	New Utrecht – F27 6740 4th Avenue 1st Floor Brooklyn, NY 11220	Brighton – F28 2865 West 8th Street 1st Floor Brooklyn, NY 11224		
	F61* (Residential Facilities Only) 253 Schermerhorn Street 3rd Floor Brooklyn, NY 11201	F63* (Homebound Non-SSI only) 253 Schermerhorn Street 2nd Floor Brooklyn, NY 11201			
Bronx	Rider – F38 305 Rider Avenue, 2nd Floor Bronx, NY 10451	Melrose – F40 260 East 161st Street 4th Floor Bronx, NY 10451	Crotona – F46 1910 Monterey Avenue 5th Floor Bronx, NY 10457	Fordham – F44 2551 Bainbridge Avenue 2nd Floor Bronx, NY 10458	Monday, Tuesday, Thursday, Friday: 8:30 AM to 6:00 PM. Saturday: 9:00 AM to 5 PM. Wednesday: 8:30 AM to 7:00 PM.
Queens	Queens – F53 32-20 Northern Boulevard, 2nd Floor Long Island City, NY 11101	Rockaway – F79 219 Beach 59th Street 1st Floor Rockaway, NY 11692		Jamaica – F54 165-08 88th Avenue 3rd Floor Jamaica, NY 11432	Monday, Tuesday, Wednesday, Friday: 8:30 AM to 6:00 PM. Saturday: 9:00 AM to 5:00 PM. Thursday: 8:30 AM to 7:00 PM.
Staten Island				Richmond – F99 201 Bay Street 1st Floor Staten Island, NY 10301	Monday through Thursday: 8:30 AM to 6:00 PM. Saturday: 9:00 AM to 5:00 PM. Friday: 8:30 AM to 7:00 PM.

*F61 provides services by mail, phone and fax to residents in State-certified residential treatment group homes. F63 provides Food Stamps to eligible individuals who are medically verified to be permanently homebound; these services are provided by phone, mail and fax.

Guía de Ingresos de Cupones para Alimentos

- Los Cupones para Alimentos le proveen a su familia asistencia a la hora de comprar alimentos. Estos cupones para alimentos se utilizan en lugar de dinero en efectivo para comprar en bodegas o supermercados.
- Usted no tiene que estar desempleado para solicitar Cupones para Alimentos. Usted puede estar empleado y aun ser elegible para Cupones para Alimentos.
- Usted puede ser elegible para recibir Cupones para Alimentos aun si es propietario(a) de su casa y automóvil.
- Si usted es elegible, recibirá asistencia de Cupones para Alimentos dentro de 30 días. Ciertos hogares con poco ingreso o ahorros, o con altos costos de alquiler, pueden recibir beneficios de Cupones para Alimentos dentro de cinco días.

Miembros en la Familia	1	2	3	4	5	6	7	8	Cada Miembro Adicional
Máximo Ingreso Bruto Mensual	\$1,127	\$1,517	\$1,907	\$2,297	\$2,687	\$3,077	\$3,467	\$3,857	+ \$390

- Estos nuevos límites de ingresos entraron en vigencia el 1 de octubre, 2008.
- Los límites del Máximo Ingreso Bruto Mensual no corresponden a hogares de Cupones para Alimentos con personas ancianas o incapacitadas, o si todos en su hogar reciben SSI, TANF, o SNA, usted no tiene que reunir ningún límite de ingreso.

Para presentar una solicitud de Cupones para Alimentos con el Centro más cercano a usted, puede presentarse en persona a cualquier hora de 8:30 AM a 5:00 PM, de lunes a viernes. Las solicitudes se pueden presentar en persona en cualquier Centro de Cupones para Alimentos, o mediante un representante autorizado. Además usted puede enviar por correo o faxear su solicitud a cualquier Centro de Cupones para Alimentos en los cinco condados de la Ciudad de Nueva York. Si desea programar una cita telefónica, llame a la Línea de Información (Info Line) al (877) 472-8411 para obtener el número de teléfono del Centro de Cupones para Alimentos más cercano a usted.

Centros de Cupones para Alimentos de la Ciudad de Nueva York Los siguientes Centros de Cupones para Alimentos están abiertos de 8:30 AM a 5:00 PM, de lunes a viernes (excepto los días feriados oficiales).				Centros Con Horarios Suplementarios Los siguientes Centros tienen horario suplementario (excepto los días feriados oficiales).	
Manhattan	East End – F02 232 Third Avenue 3er Piso New York, NY 10035	Washington Heights – F13 4055 10th Avenue Planta Baja New York, NY 10034	St. Nicholas – F14 132 West 125th Street 3er Piso New York, NY 10027	Waverly – F19 12 West 14th Street 4to Piso New York, NY 10011	Lunes, miércoles, jueves, viernes: 8:30 AM a 6:00 PM. Sábado: 9:00 AM a 5:00 PM. Martes: 8:30 AM a 7:00 PM.
Brooklyn	F15 (solo SSI) 253 Schermerhorn Street 1er Piso Brooklyn, NY 11201	Ft. Greene – F20 3050 West 21st Street 3er Piso Brooklyn, NY 11224	Williamsburg – F21 30 Thornton Street 4to Piso Brooklyn, NY 11206	Boro Hall – F23 45 Hoyt Street 6to Piso Brooklyn, NY 11201	
	North Brooklyn – F26 500 Dekalb Avenue 5to Piso Brooklyn, NY 11205	New Utrecht – F27 6740 4th Avenue 1er Piso Brooklyn, NY 11220	Brighton – F28 2865 West 8th Street 1er Piso Brooklyn, NY 11224		
	F61* (Sólo Instalaciones Residenciales) 253 Schermerhorn Street 3er Piso Brooklyn, NY 11201	F63* (Sólo No SSI Confinados al Hogar) 253 Schermerhorn Street 2do Piso Brooklyn, NY 11201			
Bronx	Rider – F38 305 Rider Avenue, 2do Piso Bronx, NY 10451	Melrose – F40 260 East 161st Street 4to Piso Bronx, NY 10451	Crotona – F46 1910 Monterey Avenue 5to Piso Bronx, NY 10457	Fordham – F44 2551 Bainbridge Avenue 2do Piso Bronx, NY 10458	Lunes, martes, jueves, viernes: 8:30 AM a 6:00 PM. Sábado: 9:00 AM a 5 PM. Miércoles: 8:30 AM a 7:00 PM.
Queens	Queens – F53 32-20 Northern Boulevard, 2do Piso Long Island City, NY 11101	Rockaway – F79 219 Beach 59th Street 1to Piso Rockaway, NY 11692		Jamaica – F54 165-08 88th Avenue 3er Piso Jamaica, NY 11432	Lunes, martes, miércoles, viernes: 8:30 AM a 6:00 PM. Sábado: 9:00 AM a 5:00 PM. Jueves: 8:30 AM a 7:00 PM.
Staten Island				Richmond – F99 201 Bay Street 1er Piso Staten Island, NY 10301	Lunes a jueves: 8:30 AM a 6:00 PM. Sábado: 9:00 AM a 5:00 PM. Viernes: 8:30 AM a 7:00 PM.

*El F61 proporciona servicios por correo, por teléfono y por fax a residentes de hogares de tratamiento en grupo autorizados por el Estado. El F63 proporciona Cupones para Alimentos a personas elegibles que están médicamente verificados como permanentemente confinados en el hogar; estos servicios son proporcionados por teléfono, por correo y por fax.

Food Stamp Income Eligibility Guidelines Desk Guide

(Effective 10/1/2008)

Household Size	130% Gross Income Standard				165% Gross Income Standard	100% Net Income Standard	200% Gross Income Standard
	Monthly	Semimonthly	Biweekly	Weekly	Monthly	Monthly	Monthly
1	\$1,127.00	\$563.50	\$520.16	\$260.08	\$1,430.00	\$867.00	\$1,733.00
2	\$1,517.00	\$758.50	\$700.16	\$350.08	\$1,925.00	\$1,167.00	\$2,333.00
3	\$1,907.00	\$953.50	\$880.16	\$440.08	\$2,420.00	\$1,467.00	\$2,933.00
4	\$2,297.00	\$1,148.50	\$1,060.16	\$530.08	\$2,915.00	\$1,767.00	\$3,533.00
5	\$2,687.00	\$1,343.50	\$1,240.16	\$620.08	\$3,410.00	\$2,067.00	\$4,133.00
6	\$3,077.00	\$1,538.50	\$1,420.16	\$710.08	\$3,905.00	\$2,367.00	\$4,733.00
7	\$3,467.00	\$1,733.50	\$1,600.16	\$800.08	\$4,400.00	\$2,667.00	\$5,333.00
8	\$3,857.00	\$1,928.50	\$1,780.16	\$890.08	\$4,895.00	\$2,967.00	\$5,933.00
Each Additional Member	+\$390.00	+\$195.00	+\$180.00	+\$90.00	+\$495.00	+\$300.00	+\$600.00

SAMPLE

Important information regarding certain households:

- Households in which all members receive, or are authorized to receive, FA, SNA and/or SSI benefits are categorically eligible for Food Stamp benefits because of their status as FA, SNA and/or SSI recipients. The 130% gross income and 100% net income tests are not applied as eligibility criteria to these households.
- Households that are not categorically eligible for Food Stamp benefits due to their status as FA, SNA and/or SSI recipients can still be categorically eligible for Food Stamp benefits and exempt from the 100% net income test if they pass the 130% gross income test. If the household contains an aged or disabled member, they are categorically eligible and exempt from the 100% net income test if they pass the 200% gross income test.
- Households with an aged or disabled member that are not categorically eligible due to either of the above criteria, are still exempt from the 130% gross income test, but must pass the 100% net income test to be eligible for Food Stamp benefits.
- Elderly or disabled members (and their spouses) who are incapable of buying food or preparing meals due to a disability may apply as a separate Food Stamp unit if the income of the others with whom the individual resides (excluding the income of the elderly or disabled individual and spouse) does not exceed the 165% gross income limit.