



# OFFICE OF POLICY, PROCEDURES, AND TRAINING

## POLICY DIRECTIVE #23-09-ELI

(This Policy Directive Replaces PD #22-06-ELI)

### OCTOBER 2023 CHANGES IN SUPPLEMENTAL NUTRITION ASSISTANCE PROGRAM (SNAP) STANDARDS

<b>Date:</b> September 19, 2023	<b>Subtopic(s):</b> Supplemental Nutrition Assistance Program
<b>AUDIENCE</b>	The instructions in this policy directive are for Benefits Access Center, HIV/AIDS Services Administration (HASA) and Non-Cash Assistance (NCA) Supplemental Nutrition Assistance Program (SNAP) Center staff.
<b>POLICY</b>	<p>The United States Department of Agriculture (USDA) and the New York State Office of Temporary and Disability Assistance (OTDA) have released their cost-of-living adjustments for SNAP, which will become effective October 1, 2023. The adjustments will affect the following items:</p> <ul style="list-style-type: none"> <li>• Maximum SNAP benefit allotments;</li> <li>• Standard deduction amounts;</li> <li>• Standard utility allowances;</li> <li>• Maximum excess shelter deduction;</li> <li>• Gross and net income limits; and</li> <li>• Homeless shelter deduction</li> </ul>
<b>CHANGES IN SNAP STANDARDS</b>	<p>The standard deduction for households of one to three persons will increase from \$193 to \$198, from \$193 to \$208 for four person households, from \$225 to \$244 for five person households, and from \$258 to \$279 for households of six or more persons.</p> <p>The maximum excess shelter deduction for households without an individual who is elderly or disabled will increase from \$624 to \$672.</p> <p>The homeless shelter deduction increases from \$166.81 to \$179.66.</p> <p>The SUA Level 1 will decrease from \$1,002 to \$992, the SUA Level 2 will decrease from \$395 to \$391, and the SUA Level 3 will remain \$31.</p>

HAVE QUESTIONS ABOUT THIS PROCEDURE?  
 Call 718-557-1313 then press 3 at the prompt followed by 1 or  
 send an e-mail to *FIA Call Center Fax* or fax to: (917) 639-0298

**SNAP STANDARDS**

The following chart represents the standard deduction amounts that will be used in all budgets with an effective date of 10/A/23 or later:

Standard deduction amounts

<u>Household Size</u>	<u>Standard Deduction</u>
1	\$198
2	\$198
3	\$198
4	\$208
5	\$244
6+	\$279

Shelter deductions and exclusions

The shelter deductions/exclusions are as follows:

- The maximum excess shelter deduction is \$672
- The homeless shelter deduction is \$179.66
- The boarder/lodger exclusion is \$291 for one person and \$535 for two people.

The Standard Utility Allowance (SUA) amounts are as follows:

SUA levels

- SUA Level 1 = \$992
- SUA Level 2 = \$391
- SUA Level 3 = \$31

SNAP households that do not contain an individual who is elderly or disabled and do not incur out-of-pocket dependent care expenses and do not receive earned income are subject to the 130% gross income test. The new 130% monthly gross income levels are as follows:

**130% Gross Income Limits Beginning October 2023**

130% Gross Income Levels

<u>Household Size</u>	<u>Monthly Household Income</u>
1	\$1,580
2	\$2,137
3	\$2,694
4	\$3,250
5	\$3,807
6	\$4,364
7	\$4,921
8	\$5,478
Each additional member	+\$557

An individual (and their spouse) who is elderly and living with others and who is unable to purchase and prepare meals because of a permanent disability may be a separate food unit. To be considered a separate food unit, the income of the others with whom the individual resides (excluding the income of the individual and their spouse) must not exceed the 165% gross income limit for the household size of the others. The new 165% monthly gross income levels are as follows:

**165% Gross Income Limits Beginning October 2023**

<b>165% Gross Income Levels</b>	<b><u>Household Size</u></b>	<b><u>Monthly Household Income</u></b>
	1	\$2,005
	2	\$2,712
	3	\$3,419
	4	\$4,125
	5	\$4,832
	6	\$5,539
	7	\$6,246
	8	\$6,952
	Each additional member	+\$707

SNAP households that contain an individual who is elderly or disabled or that incur out-of-pocket dependent care expenses that pass the 200% gross income test are categorically eligible to participate in SNAP as long as the household does not contain a SNAP-sanctioned or an Intentional Program Violation (IPV) member. The new 200% monthly gross income levels are as follows:

**200% Gross Income Limits Beginning October 2023**

<b>200% Gross Income Levels</b>	<b><u>Household Size</u></b>	<b><u>Monthly Household Income</u></b>
	1	\$2,430
	2	\$3,287
	3	\$4,143
	4	\$5,000
	5	\$5,857
	6	\$6,713
	7	\$7,570
	8	\$8,427
	Each additional member	+\$857

SNAP households that have earned income and pass the 150% gross income test are categorically eligible to participate in SNAP as long as the household does not contain a SNAP-sanctioned or an Intentional Program Violation (IPV) member. The new 150% monthly gross income levels are as follows:

**150% Gross Income limits beginning October 2023**

	<u>Household Size</u>	<u>Monthly Household Income</u>
150% Gross Income Levels	1	\$1,823
	2	\$2,465
	3	\$3,108
	4	\$3,750
	5	\$4,393
	6	\$5,035
	7	\$5,678
	8	\$6,320
	Each additional member	+ \$643

Households that are not categorically eligible to receive SNAP benefits are subject to the 100% net income test. The new 100% monthly net income levels are as follows:

**100% Income Limits Beginning October 2023**

	<u>Household Size</u>	<u>Monthly Household Income</u>
100% Net Income Levels	1	\$1,215
	2	\$1,644
	3	\$2,072
	4	\$2,500
	5	\$2,929
	6	\$3,357
	7	\$3,785
	8	\$4,214
	Each additional member	+ \$429

The maximum SNAP allotment amounts will increase for all household sizes. The amounts are as follows:

**Thrifty Food Plan (TFP)**

Maximum allotments	Household Size	1	2	3	4	5	6	7	8
	Maximum Benefit	\$291	\$535	\$766	\$973	\$1,155	\$1,386	\$1,532	\$1,751

The maximum SNAP allotments above are for households of up to eight individuals. Add \$219 for each additional person.

Minimum allotments	The minimum SNAP allotment for eligible one- and two-person households will remain \$23.
Resource limits	The SNAP resource limit for households that contain an individual who is aged or disabled will remain \$4,250. For households that do <u>not</u> contain an individual who is aged or disabled, the limit will remain \$2,750. Households that are categorically eligible for SNAP are not subject to a resource limit.
See <a href="#">PB #22-81-ELI</a> for SNAP Categorical Eligibility.	The New York State Nutrition Improvement Project (NYSNIP) standardized benefit levels will be announced separately.
Updated forms	<p>The forms listed below have been revised to reflect the changes:</p> <ul style="list-style-type: none"> <li>• Monthly Supplemental Nutrition Assistance Program (SNAP) Budget Worksheet (NCA) (<b>W-122A</b>)</li> <li>• Monthly Supplemental Nutrition Assistance Program (SNAP) Budget Worksheet (NCA – SSI/Aged/Disabled) (<b>W-122AA</b>)</li> <li>• Supplemental Nutrition Assistance Program (SNAP) Budget Worksheet (CA) (<b>W-122D</b>)</li> <li>• Supplemental Nutrition Assistance Program (SNAP) Budget Worksheet (CA – SSI/Aged/Disabled) (<b>W-122DD</b>)</li> <li>• Schedule of Supplemental Nutrition Assistance Program (SNAP) Issuance (Households of One to Ten Persons) (<b>W-129F</b>)</li> <li>• Schedule of Supplemental Nutrition Assistance Program (SNAP) Issuance (Households of Eleven to Twenty Persons) (<b>W-129FF</b>)</li> <li>• Supplemental Nutrition Assistance Program (SNAP) Income Guidelines (<b>W-138Q</b>)</li> <li>• Recoupment Worksheet to Determine Undue Hardship (<b>W-145F</b>)</li> <li>• Guide to Supplemental Nutrition Assistance Program Budgeting (<b>W-204G</b>)</li> </ul>
State notification	<p>OTDA will not be mailing individual notices to SNAP households this year and will instead use public announcements via social media, print media and postings by districts, community partners and other similar outlets.</p> <p>OTDA's public notice (<b>LDSS-5006</b>) and Informational Letter for SNAP Recipients (<b>Attachment A</b>) are attached to this procedure. The <b>LDSS-5006</b> must be printed on site (8.5" x 14") and displayed in waiting areas until November 30, 2023.</p>

System changes

The Welfare Management System (WMS) has been programmed to reflect the SNAP changes. Most cases will be re-budgeted centrally through a mass re-budget on the weekend of September 23-24, 2023. Cases that are centrally re-budgeted will have a 10/A/23 budget effective date and can be identified by the unique authorization number **44446010**. As part of the mass rebudgeting process, all stored budgets that are affected by these changes will also be re-budgeted effective 10/A/23.

A list of the cases not included in the mass rebudgeting will be forwarded to the Regional Managers. Regional Managers will forward the list to the appropriate locations for rebudgeting.

**REQUIRED ACTION**

Resolving list of cases that were not mass rebudgeted

Participants

When the list of cases that require manual rebudgeting to reflect the October 2023 changes is received at the Benefits Access Center/NCA SNAP Center, the Benefits Access Center/SNAP Center Director/designee must ensure that:

- any outstanding actions that prevent the calculation and/or processing of a new budget are resolved immediately, and
- supplemental benefits, if necessary, are issued retroactive to 10/A/23.

Applicants

When calculating a budget after September 22, 2023, the Worker must:

- calculate a scratchpad budget in WMS to determine the SNAP benefit amount for September 2023 or any prior months,
- place a copy of the scratchpad budget in the case record, and
- calculate and save the regular budget for 10/A/23 to issue future benefits.

Preparing manual budgets

Workers are reminded to use the revised **W-122A**, **W-122AA**, **W-122D**, and **W-122DD** when preparing manual SNAP budgets and bottom-line budgets.

**Note:** The household must contain at least one SSI/Aged/Disabled household member to use Forms **W-122AA** and **W-122DD**.

To manually determine a household’s monthly SNAP allotment:

- calculate the household’s net monthly income using Form **W-122A**, **W-122AA**, **W-122D**, or **W-122DD** as appropriate.
- find the monthly SNAP allotment by referencing the appropriate **W-129F** or **W-129FF** table to locate the appropriate income in the “Monthly Net Income” column and reading across to the appropriate household size.

**PROGRAM IMPLICATIONS**

Paperless Office System (POS) Implications

POS has been updated to reflect the October 2023 SNAP changes.

Cash Assistance Implications

The October 2023 change in the Thrifty Food Plan allotments impacts a Cash Assistance household’s calculation for an undue hardship determination to reduce the rate of recoupment on any CA overpayments.

Medicaid Implications

There are no Medicaid implications associated with the October 2023 SNAP changes.

**LIMITED ENGLISH PROFICIENT AND DEAF/HARD-OF-HEARING IMPLICATIONS**

For Limited English Proficient (LEP) and Deaf/Hard-of-Hearing applicants/participants, make sure to obtain appropriate interpreter services in accordance with [PD #18-10-OPE](#), [DSS PB #2021-007](#) and [PD #17-19-OPE](#).

**FAIR HEARING IMPLICATIONS**

Avoidance/Resolution

Ensure that all case actions are processed in accordance with current procedures and that electronic case files are kept up-to-date. Remember that participants must receive either adequate or timely and adequate notification of all actions taken on their case.

Conferences at Benefits Access Centers

A participant can request and receive a conference with a Fair Hearing and Conference (FH&C) AJOS/Supervisor I at any time. If a participant comes to a Benefits Access Center requesting a conference, the Receptionist must alert the FH&C Unit that the participant is waiting to be seen. In Model Centers, the Receptionist at Main Reception will issue an FH&C ticket to the participant to route him/her to the FH&C Unit and does not need to verbally alert the FH&C Unit staff.

The FH&C AJOS/Supervisor I will listen to and evaluate any material presented by the participant, review the case file, and explain the reason for the Agency’s action(s) to the participant.

After reviewing the issue with the JOS/Worker responsible for the case and/or the JOS/Worker’s Supervisor, the FH&C AJOS/Supervisor I will attempt to resolve the issue through an explanation of the October 2023 SNAP changes.

The FH&C AJOS/Supervisor I is responsible for ensuring that further appeal by the participant through a Fair Hearing request is properly controlled and that appropriate follow-up action is taken in all phases of the Fair Hearing process.

Conferences at SNAP Centers

If a participant comes to the SNAP Center requesting a conference, the Receptionist must alert the SNAP Center Director’s Designee that the participant is to be seen. If the participant contacts the Worker directly, advise the participant to call the Designee. The Designee will listen to and evaluate the participant’s complaint.

After reviewing the issue with the Worker/Supervisor, the SNAP Center Director’s Designee will attempt to resolve the issue through an explanation of the October 2023 SNAP changes. The Designee is responsible for ensuring that further appeal by the participant through a Fair Hearing request is properly controlled and that appropriate action is taken in all phases of the Fair Hearing process.

**RELATED ITEM**

[PB #22-81-ELI](#) SNAP Categorical Eligibility

**REFERENCES**

18 NYCRR 387.10, 387.12, and 387.15  
 GIS 23 TA/DC059  
 ABEL Transmittal 23-3  
 47 CFR 273.9, 273.12(e)(1)(ii)



**ATTACHMENTS**

<b>Attachment A W-122A</b>	Informational Letter for SNAP Recipients Monthly Supplemental Nutrition Assistance Program (SNAP) Budget Worksheet (NCA) (Rev. 08/10/2023)
<b>W-122A (S)</b>	Monthly Supplemental Nutrition Assistance Program (SNAP) Budget Worksheet (NCA) (Spanish) (Rev. 08/10/2023)
<b>W-122AA</b>	Monthly Supplemental Nutrition Assistance Program (SNAP) Budget Worksheet (NCA – SSI/Aged/Disabled) (Rev. 08/10/2023)
<b>W-122AA (S)</b>	Monthly Supplemental Nutrition Assistance Program (SNAP) Budget Worksheet (NCA – SSI/Aged/Disabled) (Spanish) (Rev. 08/10/2023)
<b>W-122D</b>	Supplemental Nutrition Assistance Program (SNAP) Budget Worksheet (CA) (Rev. 08/10/2023)
<b>W-122D (S)</b>	Supplemental Nutrition Assistance Program (SNAP) Budget Worksheet (CA) (Spanish) (Rev. 08/10/2023)
<b>W-122DD</b>	Supplemental Nutrition Assistance Program (SNAP) Budget Worksheet (CA – SSI/Aged/ Disabled) (Rev. 08/10/2023)
<b>W-122DD (S)</b>	Supplemental Nutrition Assistance Program (SNAP) Budget Worksheet (CA – SSI/Aged/ Disabled) (Spanish) (Rev. 08/10/2023)
<b>W-129F</b>	Schedule of Supplemental Nutrition Assistance Program (SNAP) Issuance (Households of One to Ten Persons) (Rev. 08/11/2023)
<b>W-129FF</b>	Schedule of Supplemental Nutrition Assistance Program (SNAP) Issuance (Households of Eleven to Twenty Persons) (Rev. 08/11/2023)
<b>W-138Q</b>	Supplemental Nutrition Assistance Program (SNAP) Income Guidelines (Rev. 08/09/2023)
<b>W-138Q (S)</b>	Supplemental Nutrition Assistance Program (SNAP) Income Guidelines (Spanish) (Rev. 08/09/2023)
<b>W-145F</b>	Recoupment Worksheet to Determine Undue Hardship (Rev. 08/09/2023)
<b>W-145F (S)</b>	Recoupment Worksheet to Determine Undue Hardship (Spanish) (Rev. 08/09/2023)
<b>W-204G</b>	Guide to Supplemental Nutrition Assistance Program (SNAP) Budgeting (Rev. 08/09/2023)
<b>LDSS-5006</b>	Notice to all SNAP Recipients (9/23)

## Informational Letter for SNAP Recipients

**Beginning October 1, 2023**, some items used to figure the amount of SNAP benefits a household gets will change. These changes are a result of **federally-required** changes to the following standards and deductions.

The “Thrifty Food Plan” (TFP) is the maximum amount of SNAP benefits, per household size. As of October 1, 2023, the new TFP amounts will be:

Household Size	1	2	3	4	5	6	7	8
FFY 2022 Maximum Allotment	\$291	\$535	\$766	\$973	\$1,155	\$1,386	\$1,532	\$1,751

*Each additional household member add \$219.00*

The minimum SNAP benefit amount that a one or two-person household can receive will be \$23 per month.

The SNAP Maximum Excess Shelter Deduction will be \$672.

The standard deduction amounts that will be used in the SNAP budgeting as of October 1, 2023 are:

Household Size	1	2	3	4	5	6+
Standard Deduction	\$198	\$198	\$198	\$208	\$244	\$279

The Standard Utility Allowance (SUA) amounts, as of October 1, 2023:

	New York City		Nassau / Suffolk		Rest of State	
	Old SUA	New SUA	Old SUA	New SUA	Old SUA	New SUA
Heating/Air Conditioning SUA	\$1,002	\$992	\$932	\$923	\$827	\$819
Basic Utility SUA	\$395	\$391	\$366	\$363	\$335	\$332
Phone SUA	\$31 (For all Counties)					

*(Note: The SUA values other than the Phone SUA include amounts for water, sewage, and trash collection)*

These changes may affect the amount of SNAP benefits you get. Depending on your individual circumstance the amount of your monthly SNAP benefit may not change, or it may decrease or increase as a result of these changes.

The Regulations which allow us to do this are **18 NYCRR 358-3.3(e)(1)(i), 387.10, 387.12 and 387.15.**

### Reporting Rules

**Most SNAP households with income only have to report changes every six months.** Every six months, you either will be asked to recertify, or will be mailed a form for you to use to report changes. **The one exception to this rule is if your household’s gross monthly income becomes more than 130% of the federal poverty level.** Your gross income includes all income any member of your household received during the calendar month before taxes and other deductions are taken out, not the amount you receive when you receive your check.

See Chart Below. The dollar amount shown under your household size shows the new 130% of poverty income limit for your household, as of October 1, 2023. If your household’s gross monthly income becomes greater than this amount, you must report the new gross monthly income amount to your social services office by phone, in writing, or in person within 10 days after the end of the month.

Report Household Gross Income Over the Income Limits Below based on Your Household Size										
HOUSEHOLD SIZE	1	2	3	4	5	6	7	8	9	10
Report if Gross Household Income Goes Over:	\$1,580	\$2,137	\$2,694	\$3,250	\$3,807	\$4,364	\$4,921	\$5,478	\$6,035	\$6,592

## Attachment A

**Some households must report changes in their household circumstances within 10 days of the month following the month in which the change occurred. You must follow this reporting rule if your household has no income at all, if your household has no income from employment and all adults are either over age 60 or disabled, or if you receive SSI/SSD and you live in a state certified group home. Also, if your household contains a seasonal migrant farmworker, or if your household is certified for fewer than four months, or if your household is homeless (“undomiciled”, without any shelter).**

The reduction to your SNAP benefits is a federally-mandated mass change to SNAP benefits amounts. Pursuant to federal regulations at 7 CFR 271.7(f), there is no right to a fair hearing to dispute this reduction. If you think some other mistake, such as an improper computation, was made in figuring your SNAP benefits, you may ask for a Fair Hearing within 90 days of when your October 2023 SNAP benefits become available. You can ask for a fair hearing by writing to: Office of Administrative Hearings, New York State Office of Temporary and Disability Assistance, P.O. Box 1930, Albany, New York 12201; Faxing (518) 473-6735; on-line by requesting a form at: <http://www.otda.ny.gov/oah/forms.asp>; or by calling toll-free: 1-800-342-3334.

**LEGAL ASSISTANCE:** If you think you need a lawyer to help you with this problem, you may be able to get a lawyer at no cost to you by contacting your local Legal Aid Society or other legal advocate group. For the names of other lawyers, check your Yellow Pages under “Lawyers”.

**Monthly Supplemental Nutrition Assistance Program (SNAP)  
 Budget Worksheet (NCA) – Part 1**  
 Effective October 1, 2023

This form must be used for households that **do not** contain an elderly or disabled person.

<b>Case Name:</b>	<b>Case Number:</b>	<b>SNAP Center Number:</b> S-
<b>(A) Household Size:</b>	<b>(B) Number Disqualified:</b>	<b>(C) Number Eligible:</b>

**A. Income – Enter Monthly amount, do not round dollar amounts.**

<b>1. Monthly Gross Earned Income</b>	\$	
<b>2. Net Monthly Income from Boarder/Lodger or Lodger</b>		
<b>3. Add lines 1 and 2</b>		
<b>4. Monthly Gross Unearned Income</b>		
<b>a) Monthly Gross Unearned Income – Source:</b>		
<b>b) Monthly Gross Unearned Income – Source:</b>		
<b>c) Monthly Gross Unearned Income – Source:</b>		
<b>5. Add lines 3, 4a, 4b, and 4c</b>		
<b>6. Monthly legally obligated child support payment to person(s) outside the SNAP household.</b>		
<b>7. Subtract line 6 from line 5</b>	<b>A.</b>	

(Turn page)

**B. Gross Income Test – Use the 200% Gross Income Test for households with out-of-pocket dependent care costs, the 150% Gross Income Test for households with Earned Income and the 130% Gross Income Test for all other households.**

<p><b>8. Enter maximum Gross Income amount for household size from table.</b></p>		<b>Monthly Gross Income</b>																																											
<p><b>9. Compare amount entered on line 7 with the amount entered on line 8.</b></p> <p>a) If the amount entered on line 7 is greater than the amount on line 8, the household does not meet the applicable Gross Income Limitation and is ineligible for SNAP benefits. <b>Check Ineligible box. Stop here.</b></p> <p>b) If the household <u>does not</u> contain any SNAP sanctioned or disqualified members due to an IPV and the amount entered on line 7 is less than or equal to the amount entered on line 8, the household meets the applicable Gross Income Limitation and is categorically eligible for SNAP benefits. <b>Check Eligible box. Complete Part 2, but skip Section G.</b></p> <p>c) If the household <u>contains</u> a SNAP sanctioned or disqualified member due to an IPV and the amount entered on line 7 is less than or equal to the amount entered on line 8, the household meets the 130% Gross Income Limitation but is not categorically eligible for SNAP benefits. The household is also subject to the resource test for SNAP. <b>Check Eligible box. Complete all of Part 2.</b></p>	<input type="checkbox"/> <b>Ineligible</b>	<input type="checkbox"/> <b>Eligible</b>	<table border="1" style="width: 100%; border-collapse: collapse;"> <thead> <tr> <th style="padding: 5px;">Household Size</th> <th style="padding: 5px;">130% Gross Income Table</th> <th style="padding: 5px;">150% Gross Income Table</th> <th style="padding: 5px;">200% Gross Income Table</th> </tr> </thead> <tbody> <tr><td style="text-align: center;">1</td><td style="text-align: right;">\$1,580</td><td style="text-align: right;">\$1,823</td><td style="text-align: right;">\$2,430</td></tr> <tr><td style="text-align: center;">2</td><td style="text-align: right;">\$2,137</td><td style="text-align: right;">\$2,465</td><td style="text-align: right;">\$3,287</td></tr> <tr><td style="text-align: center;">3</td><td style="text-align: right;">\$2,694</td><td style="text-align: right;">\$3,108</td><td style="text-align: right;">\$4,143</td></tr> <tr><td style="text-align: center;">4</td><td style="text-align: right;">\$3,250</td><td style="text-align: right;">\$3,750</td><td style="text-align: right;">\$5,000</td></tr> <tr><td style="text-align: center;">5</td><td style="text-align: right;">\$3,807</td><td style="text-align: right;">\$4,393</td><td style="text-align: right;">\$5,857</td></tr> <tr><td style="text-align: center;">6</td><td style="text-align: right;">\$4,364</td><td style="text-align: right;">\$5,035</td><td style="text-align: right;">\$6,713</td></tr> <tr><td style="text-align: center;">7</td><td style="text-align: right;">\$4,921</td><td style="text-align: right;">\$5,678</td><td style="text-align: right;">\$7,570</td></tr> <tr><td style="text-align: center;">8</td><td style="text-align: right;">\$5,478</td><td style="text-align: right;">\$6,320</td><td style="text-align: right;">\$8,427</td></tr> <tr> <td style="text-align: center;"><b>Each additional member</b></td> <td style="text-align: right;">+\$557</td> <td style="text-align: right;">+\$643</td> <td style="text-align: right;">+\$857</td> </tr> </tbody> </table> <p><b>Note:</b> Households that are not categorically eligible for SNAP benefits are subject to the net income test and the resource test.</p>			Household Size	130% Gross Income Table	150% Gross Income Table	200% Gross Income Table	1	\$1,580	\$1,823	\$2,430	2	\$2,137	\$2,465	\$3,287	3	\$2,694	\$3,108	\$4,143	4	\$3,250	\$3,750	\$5,000	5	\$3,807	\$4,393	\$5,857	6	\$4,364	\$5,035	\$6,713	7	\$4,921	\$5,678	\$7,570	8	\$5,478	\$6,320	\$8,427	<b>Each additional member</b>	+\$557	+\$643	+\$857
Household Size	130% Gross Income Table	150% Gross Income Table				200% Gross Income Table																																							
1	\$1,580	\$1,823				\$2,430																																							
2	\$2,137	\$2,465				\$3,287																																							
3	\$2,694	\$3,108				\$4,143																																							
4	\$3,250	\$3,750				\$5,000																																							
5	\$3,807	\$4,393				\$5,857																																							
6	\$4,364	\$5,035				\$6,713																																							
7	\$4,921	\$5,678				\$7,570																																							
8	\$5,478	\$6,320				\$8,427																																							
<b>Each additional member</b>	+\$557	+\$643	+\$857																																										

## Monthly Supplemental Nutrition Assistance Program (SNAP) Budget Worksheet (NCA) – Part 2 Effective October 1, 2023

<b>Case Name:</b>	<b>Case Number:</b>	<b>SNAP Center Number:</b> S-
-------------------	---------------------	----------------------------------

**A. Income – Enter Monthly amount, do not round dollar amounts.**

<b>1. Monthly Gross Earned Income</b>	\$	
<b>2. Net Monthly Income from Boarder/Lodger or Lodger</b>		
<b>3. Add lines 1 and 2</b>		
<b>4. Monthly Gross Unearned Income</b>		
<b>a) Monthly Gross Unearned Income – Source:</b>		
<b>b) Monthly Gross Unearned Income – Source:</b>		
<b>c) Monthly Gross Unearned Income – Source:</b>		
<b>5. Add lines 3, 4a, 4b, and 4c</b>		
<b>6. Income Exclusions</b> (Monthly legally obligated child support payment to person(s) outside the SNAP household.)		
<b>7. Subtract line 6 from line 5</b>	<b>A.</b>	

(Turn page)

**B. Deductions**

<b>8. 20% of line 3</b>	<b>\$</b>	
<b>9. Standard Deduction – Monthly:</b> Select one below. a) 1–3 person household    \$198 b) 4-person household        \$208 c) 5-person household        \$244 d) 6+ person household      \$279		
<b>10. Monthly Child/Dependent Care Costs</b> (use actual expense) If the household has out-of-pocket dependent care costs do not use the 130% Gross Income Table. Use the 200% Gross Income Table.		
<b>11. Monthly Homeless Shelter Deduction (\$179.66) or actual expense, whichever is greater</b> <b>Note:</b> Homeless households (shelter code 23) that qualify for a heating/cooling SUA due to receipt of HEAP payments greater than \$20 in the last 12 months, cannot also receive the homeless income deduction.		
<b>12. Add lines 8, 9, 10, and 11</b>	<b>B.</b>	

**C. Adjusted Income**

<b>13. Subtract B from A: Line 12 from line 7.</b>	<b>C. \$</b>	
--	--------------	--

SAMPLE

(Turn page)

**D. Shelter Costs**

<b>14. Monthly Actual Rent or Mortgage Billed to Household</b>	<b>\$</b>	
<b>15. Other Monthly Expenses</b> (Real estate taxes, insurance, installation of utilities, etc.)		
<b>16. Monthly Utility Allowance:</b> Select the correct utility allowance (a, b, c, or d) and enter the amount on the appropriate line.  a) Enter zero (0) for shelter code 23 if household has not received HEAP payments greater than \$20 in the last 12 months.		
b) With heating or air conditioning expense or receipt of HEAP payments greater than \$20 in the last 12 months: Enter the monthly standard combined heat, utility, and telephone allowance of \$992.		
c) With utility expenses only (for households not eligible for heating or air conditioning SUA): Enter the combined utility and telephone standard of \$391.		
d) With telephone expense only (for households not eligible for heat/air conditioning or utility SUA except shelter code 23): Enter \$31.		
<b>17. Add lines 14, 15, and either 16b or 16c or 16d.</b>	<b>D.</b>	

**E. Excess Shelter Deductions**

<b>18. Enter D (Shelter Costs):</b> Enter amount from line 17.	<b>\$</b>	
<b>19. Enter 1/2 (one half) of C (Adjusted Income):</b> Enter 1/2 of amount on line 13.		
<b>20. Excess Shelter Costs:</b> Subtract line 19 from line 18. If line 18 is less than line 19, enter zero (0).		
<b>21. Maximum Shelter Deduction Allowed</b>	\$672	00
<b>22. Enter amount from line 20 or 21, whichever is less</b>	<b>E.</b>	

**F. Monthly Supplemental Nutrition Assistance Program (SNAP) Net Income**

<b>23. Enter C (Adjusted Income):</b> Enter the amount on line 13.	<b>\$</b>	
<b>24. Enter E (Excess Shelter Deduction):</b> Enter the amount on line 22.		
<b>25. Monthly SNAP Net Income:</b> Subtract line 24 from line 23.	<b>F.</b>	

(Turn page)



**G. 100% Monthly Net Income Test**

If household is categorically eligible, skip this test and go directly to SNAP Benefit Calculation.

<p><b>26. Enter Monthly net income amount for household size from table.</b></p>																							
<p><b>27. Compare amount entered on line 25 with the amount entered on line 26.</b></p> <p>a) If the amount entered on line 25 is greater than the amount on line 26, the household is ineligible for SNAP benefits. <b>Check Ineligible.</b></p> <p>b) If the amount entered on line 25 is less than or equal to the amount entered on line 26, the household meets the 100% Monthly Net Income Test. <b>Check Eligible box and complete Section H.</b></p>	<input type="checkbox"/> <b>Ineligible</b>	<input type="checkbox"/> <b>Eligible</b>	<table border="1" style="width: 100%; border-collapse: collapse;"> <thead> <tr> <th style="text-align: center;">Household Size</th> <th style="text-align: center;">100% Monthly Net Income</th> </tr> </thead> <tbody> <tr><td style="text-align: center;">1</td><td style="text-align: center;">\$1,215</td></tr> <tr><td style="text-align: center;">2</td><td style="text-align: center;">\$1,644</td></tr> <tr><td style="text-align: center;">3</td><td style="text-align: center;">\$2,072</td></tr> <tr><td style="text-align: center;">4</td><td style="text-align: center;">\$2,500</td></tr> <tr><td style="text-align: center;">5</td><td style="text-align: center;">\$2,929</td></tr> <tr><td style="text-align: center;">6</td><td style="text-align: center;">\$3,357</td></tr> <tr><td style="text-align: center;">7</td><td style="text-align: center;">\$3,785</td></tr> <tr><td style="text-align: center;">8</td><td style="text-align: center;">\$4,214</td></tr> <tr> <td style="text-align: center;">Each additional member</td> <td style="text-align: center;">+ \$429</td> </tr> </tbody> </table>	Household Size	100% Monthly Net Income	1	\$1,215	2	\$1,644	3	\$2,072	4	\$2,500	5	\$2,929	6	\$3,357	7	\$3,785	8	\$4,214	Each additional member	+ \$429
Household Size	100% Monthly Net Income																						
1	\$1,215																						
2	\$1,644																						
3	\$2,072																						
4	\$2,500																						
5	\$2,929																						
6	\$3,357																						
7	\$3,785																						
8	\$4,214																						
Each additional member	+ \$429																						

SAMPLE

**H. SNAP Benefit Calculation**

<p><b>28. Allotment:</b> Refer to tables on forms <b>W-129F/W-129FF</b> using income from line 25 and household size from Part 1, box C (Number Eligible) on <b>page 1</b> of this form.</p>		
<p><b>29. Recoupment Amount:</b> Enter the recoupment amount, if none, enter zero (0).</p>		
<p><b>30. Allotment after Recoupment:</b> Subtract line 29 from line 28.</p>		

Authorized by: \_\_\_\_\_

Date: \_\_\_\_\_



**Programa de Asistencia de Nutrición Suplementaria (SNAP)  
Hoja de cálculo del presupuesto mensual (NCA) – Parte 1**

Entra en vigor el 1.º de octubre de 2023

Este formulario debe ser utilizado por hogares que no incluyen a personas de edad avanzada o discapacitadas.

<b>Nombre del caso:</b>	<b>Número de caso:</b>	<b>Número del centro de SNAP: S-</b>
<b>(A) Número de integrantes del hogar:</b>	<b>(B) Número de integrantes descalificados:</b>	<b>(C) Número de integrantes elegibles:</b>

**A. Ingresos - anote los montos mensuales sin redondear a dólares enteros.**

<b>1. Ingresos ganados brutos, mensuales</b>	<b>\$</b>	
<b>2. Ingresos netos mensuales por huésped/alojado o inquilino</b>		
<b>3. Sume las líneas 1 y 2</b>		
<b>4. Ingresos no ganados brutos, mensuales</b>		
<b>a) Ingresos no ganados brutos, mensuales – fuente:</b>		
<b>b) Ingresos no ganados brutos, mensuales – fuente:</b>		
<b>c) Ingresos no ganados brutos, mensuales – fuente:</b>		
<b>5. Sume las líneas 3, 4a, 4b y 4c</b>		
<b>6. Pago mensual para cumplir con la obligación legal del sustento de menores, destinado a persona(s) que no forma(n) parte del hogar que recibe SNAP.</b>		
<b>7. Reste la línea 6 de la línea 5</b>	<b>A.</b>	

(Gire la hoja)

**B. Prueba de ingresos brutos – utilice la prueba de 200% de los ingresos brutos para hogares con gastos corrientes para el cuidado de dependientes, la prueba de 150% de los ingresos brutos para los hogares con ingresos ganados y la prueba de 130% de los ingresos brutos para todos los demás hogares.**

<p><b>8. Anote aquí el monto máximo de ingresos brutos que aparece en la tabla, según el número de integrantes del hogar.</b></p>	
<p><b>9. Compare el monto anotado en la línea 7 con el de la línea 8.</b></p> <p>a) Si el monto anotado en la línea 7 es mayor que el de la línea 8, el hogar no cumple el límite correspondiente de los ingresos brutos y no es elegible para beneficios de <i>SNAP</i>. <b>Marque la casilla de Inelegible. Deténgase aquí.</b></p> <p>b) Si el hogar <u>no incluye</u> a ningún integrante sancionado o descalificado para recibir los beneficios de <i>SNAP</i> debido a incumplimiento intencional del programa (<i>IPV</i>) y el monto anotado en la línea 7 es menor o igual al de la línea 8, el hogar cumple el límite correspondiente de los ingresos brutos y es categóricamente elegible para recibir beneficios de <i>SNAP</i>. <b>Marque la casilla de Elegible. Complete la Parte 2, pero no la Sección G.</b></p> <p>c) Si el hogar <u>incluye</u> a un integrante sancionado o descalificado para recibir beneficios de <i>SNAP</i> debido a incumplimiento intencional del programa (<i>IPV</i>) y el monto anotado en la línea 7 es menor o igual al de la línea 8, el hogar cumple el límite de 130% de los ingresos brutos pero no es categóricamente elegible para recibir <i>SNAP</i>. El hogar también está sujeto a la prueba de recursos para <i>SNAP</i>. <b>Marque la casilla de Elegible. Complete toda la Parte 2.</b></p>	<input type="checkbox"/> <b>Inelegible</b>  <input type="checkbox"/> <b>Elegible</b>

<b>Ingresos Brutos Mensuales</b>			
<b>Número de integrantes del hogar</b>	<b>Tabla de 130% de los ingresos brutos</b>	<b>Tabla de 150% de los ingresos brutos</b>	<b>Tabla de 200% de los ingresos brutos</b>
<b>1</b>	\$1,580	\$1,823	\$2,430
<b>2</b>	\$2,137	\$2,465	\$3,287
<b>3</b>	\$2,694	\$3,108	\$4,143
<b>4</b>	\$3,250	\$3,750	\$5,000
<b>5</b>	\$3,807	\$4,393	\$5,857
<b>6</b>	\$4,364	\$5,035	\$6,713
<b>7</b>	\$4,921	\$5,678	\$7,570
<b>8</b>	\$5,478	\$6,320	\$8,427
<b>Cada integrante adicional</b>	+\$557	+\$643	+\$857

**Nota:** Los hogares que no son categóricamente elegibles para recibir beneficios de *SNAP* están sujetos a la prueba de ingresos netos y a la prueba de recursos.

(Gire la hoja)

**Programa de Asistencia de Nutrición Suplementaria (SNAP)  
Hoja de cálculo del presupuesto mensual (NCA) – Parte 2**

Entra en vigor el 1.º de octubre de 2023

<b>Nombre del caso:</b>	<b>Número de caso:</b>	<b>Número del centro de SNAP: S-</b>
-------------------------	------------------------	--

**A. Ingresos – anote los montos mensuales sin redondear a dólares enteros.**

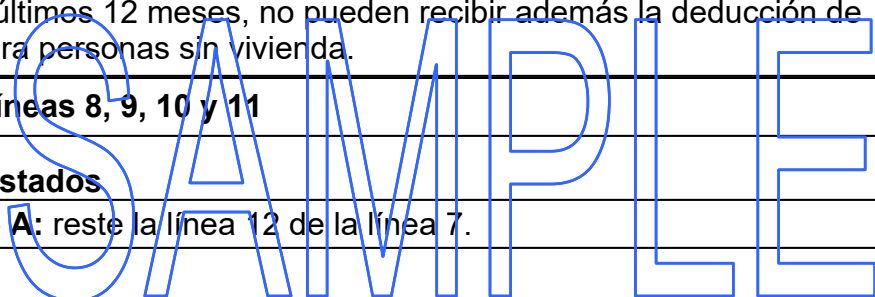
<b>1. Ingresos ganados brutos, mensuales</b>	<b>\$</b>	
<b>2. Ingresos netos por huésped/alojado o inquilino</b>		
<b>3. Sume las líneas 1 y 2</b>		
<b>4. Ingresos no ganados brutos, mensuales</b>		
<b>a) Ingresos no ganados brutos, mensuales – fuente:</b>		
<b>b) Ingresos no ganados brutos, mensuales – fuente:</b>		
<b>c) Ingresos no ganados brutos, mensuales – fuente:</b>		
<b>5. Sume las líneas 3, 4a, 4b, y 4c</b>		
<b>6. Exclusiones de ingresos</b> (pagos mensuales para cumplir con la obligación legal del sustento de menores, destinados a persona(s) que no forma(n) parte del hogar que recibe SNAP).		
<b>7. Reste la línea 6 de la línea 5</b>	<b>A.</b>	

SAMPLE

(Gire la hoja)

**B. Deducciones**

<b>8. El 20% de la línea 3</b>	\$	
<b>9. Deducción estándar – mensual:</b> seleccione una de las siguientes opciones: a) Hogar de 1–3 personas      \$198 b) Hogar de 4 personas      \$208 c) Hogar de 5 personas      \$244 d) Hogar de 6 o más personas      \$279		
<b>10. Costos mensuales para el cuidado infantil/dependientes</b> (anote el gasto real). Si el hogar costea gastos corrientes para el cuidado de dependientes, no use la tabla de 130% de los ingresos brutos. Use la tabla de 200% de los ingresos brutos.		
<b>11. Deducción mensual de albergue para personas sin vivienda (\$179.66) o el gasto real, el monto que sea mayor.</b> <b>Nota:</b> Las familias sin vivienda (código de albergue 23) que califican para recibir la asignación estándar para los servicios públicos de calefacción/aire acondicionado ( <i>SUA</i> ), a raíz de recibir pagos de <i>HEAP</i> mayores de \$20 en los últimos 12 meses, no pueden recibir además la deducción de ingresos para personas sin vivienda.		
<b>12. Sume las líneas 8, 9, 10 y 11</b>	<b>B.</b>	
<b>C. Ingresos ajustados</b>		
<b>13. Reste B de A:</b> reste la línea 12 de la línea 7.	<b>C. \$</b>	



(Gire la hoja)

**D. Gastos de albergue**

<b>14. Alquiler o hipoteca mensual real, facturados al hogar</b>	\$	
<b>15. Otros gastos mensuales</b> (impuesto a bienes inmuebles, seguro, cargo por instalación de servicios públicos etc.)		
<b>16. Asignación mensual para servicios públicos:</b> seleccione la asignación para servicios públicos correcta ( <b>a, b, c o d</b> ) y anote el monto en la línea que corresponda.		
<b>a) Si el hogar no ha recibido pagos de HEAP mayores de \$20 en los últimos 12 meses, anote cero (0) para el código de albergue 23.</b>		
<b>b) Con gastos de calefacción o aire acondicionado, o recibo de pagos de HEAP mayores de \$20 durante los últimos 12 meses:</b> anote \$992 como asignación estándar mensual combinada para la calefacción, servicios públicos y teléfono.		
<b>c) Solo con gastos de servicios públicos</b> (para los hogares inelegibles para recibir la asignación de calefacción/ aire acondicionado <i>SUA</i> ): anote \$391 como asignación estándar combinada para los servicios públicos y teléfono.		
<b>d) Solo con gastos de teléfono</b> (para los hogares inelegibles para recibir la asignación para servicios públicos o de calefacción/aire acondicionado <i>SUA</i> , excepto el código de albergue <b>23</b> ): anote \$31.		
<b>17. Sume las líneas 14, 15 y además 16b, 16c o 16d, según corresponda.</b>	<b>D.</b>	

**E. Exceso de deducciones de albergue**

<b>18. Anote D (gastos de albergue):</b> anote el monto de la línea 17.	\$	
<b>19. Anote 1/2 (la mitad) de C (ingresos ajustados):</b> anote 1/2 de la línea 13.		
<b>20. Exceso de costo de albergue:</b> reste la línea 19 de la línea 18. Si la línea 18 es menor que la línea 19, anote cero (0).		
<b>21. Deducción máxima permitida para el albergue</b>	\$672	00
<b>22. Compare las líneas 20 y 21 y anote el monto que sea menor.</b>	<b>E.</b>	

**F. Ingresos netos mensuales del Programa de Asistencia de Nutrición Suplementaria**

<b>23. Anote C (ingresos ajustados):</b> anote el monto de la línea 13.	\$	
<b>24. Anote E (exceso de deducciones de albergue):</b> anote el monto de la línea 22.		
<b>25. Ingresos netos mensuales de SNAP:</b> reste la línea 24 de la línea 23.	<b>F.</b>	

(Gire la hoja)

**G. Prueba de 100% de los ingresos netos mensuales.**

Si el hogar es categóricamente elegible, no haga esta prueba y vaya directamente al cálculo de beneficios de SNAP.

<p><b>26. Anote aquí el monto de ingresos netos mensuales según el número de integrantes del hogar que aparece en la tabla.</b></p>		<p><b>Número de integrantes del hogar</b></p>	<p><b>100% de los ingresos netos mensuales</b></p>
		1	\$1,215
		2	\$1,644
		3	\$2,072
		4	\$2,500
		5	\$2,929
		6	\$3,357
		7	\$3,785
		8	\$4,214
		<b>Cada integrante adicional</b>	<b>+ \$429</b>

<p><b>27. Compare el monto de la línea 25 con el monto de la línea 26.</b></p> <p>a) Si el monto de la línea 25 es mayor que el de la línea 26, el hogar es inelegible para recibir beneficios de SNAP. <b>Marque Inelegible.</b></p> <p style="text-align: center;"><input type="checkbox"/></p> <p style="text-align: center;"><b>Inelegible</b></p> <p>b) Si el monto de la línea 25 es menor o igual al de la línea 26, el hogar cumple el 100% de la prueba de ingresos netos mensuales. <b>Marque Elegible y complete la Sección H.</b></p> <p style="text-align: center;"><input type="checkbox"/></p> <p style="text-align: center;"><b>Elegible</b></p>	
--	--

**H. Cálculo de beneficios de SNAP**

<p><b>28. Asignación:</b> consulte las tablas en los formularios <b>W-129F/W-129FF</b> y utilice los ingresos de la línea 25 de este formulario y el número de integrantes del hogar de la Parte 1, casilla C, <b>página 1</b> (número de integrantes elegibles).</p>	<p><b>H.</b></p>	
<p><b>29. Monto recuperado:</b> anote el monto recuperado; de no haberlo, anote cero (0).</p>		
<p><b>30. Asignación después de la recuperación:</b> reste la línea 29 de la línea 28.</p>		

Autorizado por: \_\_\_\_\_

Fecha: \_\_\_\_\_



## Monthly Supplemental Nutrition Assistance Program (SNAP) Budget Worksheet (NCA – SSI/Aged/Disabled)\*

Effective October 1, 2023

**\*The household must contain at least one SSI/aged (60 years of age or older) or disabled member to use this form.**

<b>Case Name:</b>	<b>Case Number:</b>	<b>SNAP Center Number:</b> S-
<b>(A) Household Size:</b>	<b>(B) Number Disqualified:</b>	<b>(C) Number Eligible:</b>

**A. Income –Enter Monthly amount, do not round dollar amounts.**

<b>1. Monthly Gross Earned Income</b>	<b>\$</b>	
<b>2. Net Monthly Income from Boarder/Lodger or Lodger</b>		
<b>3. Add lines 1 and 2</b>		
<b>4. Monthly Gross Unearned Income:</b> Do not enter employment income on these lines.		
<b>a) Monthly Gross Unearned Income – Source:</b>		
<b>b) Monthly Gross Unearned Income – Source:</b>		
<b>c) Monthly Gross Unearned Income – Source:</b>		
<b>5. Add lines 3, 4a, 4b, and 4c</b>		
<b>6. Monthly legally obligated child support payment to person(s) outside the SNAP household.</b>		
<b>7. Subtract line 6 from line 5</b>	<b>A.</b>	

**If all household members are in receipt of SSI, skip Sections B and H.**

**If household contains a SNAP sanctioned or disqualified member due to an IPV, skip Section B.**



**B. 200% Gross Income Test**

<p><b>8. Enter maximum gross income amount for household size from table.</b></p>	<p><b>200% Gross Income Table</b></p>	
<p><b>9. Compare amount entered on line 7 with the amount entered on line 8.</b></p> <p><b>a)</b> If the amount entered on line 7 is greater than the amount on line 8, the household does not meet the 200% Gross Income Limitation. The household is not categorically eligible and must meet the 100% net SNAP income test in order to be eligible for SNAP benefits. <b>Complete the rest of the form.</b></p> <p><b>b)</b> If the amount entered on line 7 is less than or equal to the amount entered on line 8, the household meets the 200% Gross Income Limitation and is categorically eligible for SNAP benefits. <b>Skip Section H and complete the rest of this form.</b></p>	<p><b>Household Size</b></p>	<p><b>Monthly Gross Income</b></p>
	<p><b>1</b></p>	<p>\$2,430</p>
	<p><b>2</b></p>	<p>\$3,287</p>
	<p><b>3</b></p>	<p>\$4,143</p>
	<p><b>4</b></p>	<p>\$5,000</p>
	<p><b>5</b></p>	<p>\$5,857</p>
	<p><b>6</b></p>	<p>\$6,713</p>
	<p><b>7</b></p>	<p>\$7,570</p>
	<p><b>8</b></p>	<p>\$8,427</p>
	<p><b>Each additional member</b></p>	<p>+ \$857</p>

**Note:** Households that are not categorically eligible for SNAP benefits are subject to the resource test.

(Turn page)

**C. Deductions**

<b>10. 20% of line 3</b>	<b>\$</b>	
<b>11. Standard Deduction – Monthly:</b> Select one. a) 1–3 person household    \$198 b) 4-person household        \$208 c) 5-person household        \$244 d) 6+ person household      \$279		
<b>12. Monthly Child/Dependent Care Costs</b> (use actual expense)		
<b>13. Monthly Medical Expenses:</b> Subtract \$35 from the gross monthly medical expense amount and enter the balance. If less than zero, enter "0".		
<b>14. Monthly Homeless Shelter Deduction (\$179.66) or actual expense, whichever is greater</b>  <b>Note:</b> Homeless households (shelter code 23) that qualify for a heating/cooling SUA due to receipt of HEAP payments greater than \$20 in the last 12 months, cannot also receive the homeless income deduction.		
<b>15. Add lines 10, 11, 12, 13, and 14</b>	<b>C.</b>	
<b>D. Adjusted Income</b>		
<b>16. Subtract C from A:</b> Line 15 from line 7.	<b>D. \$</b>	

SAMPLE

**E. Shelter Costs**

<b>17. Monthly Actual Rent or Mortgage Billed to Household:</b> For hotel/emergency shelter cases, enter the maximum shelter allowance for the family size.	\$	
<b>18. Other Monthly Expenses</b> (Real estate taxes, insurance, installation of utilities, etc.)		
<b>19. Monthly Utility Allowance:</b> Select the correct utility allowance (a, b, c, or d) and enter the amount on the appropriate line.  a) Enter zero (0) for shelter code 23 if household has not received HEAP payments greater than \$20 in the last 12 months.		
b) With heating or air conditioning expense or receipt of HEAP payments greater than \$20 in the last 12 months: Enter the monthly standard combined heat, utility, and telephone allowance of \$992.		
c) With utility expenses only (for households not eligible for heating or air conditioning SUA): Enter the combined utility and telephone standard of \$391.		
d) With telephone expense only (for households not eligible for heat/air conditioning or utility SUA except shelter code 23): Enter \$31.		
<b>20. Add lines 17, 18, and either 19b or 19c or 19d.</b>	<b>E.</b>	

**F. Excess Shelter Deductions**

<b>21. Enter E (Shelter Costs):</b> Enter amount from line 20.	\$	
<b>22. Enter 1/2 (one half) of D (Adjusted Income):</b> Enter 1/2 of amount on line 16.		
<b>23. Excess Shelter Costs:</b> Subtract line 22 from line 21. If line 21 is less than line 22, enter zero (0).	<b>F.</b>	

**G. Monthly SNAP Net Income**

<b>24. Enter D (Adjusted Income):</b> Enter the amount on line 16.	\$	
<b>25. Enter F (Excess Shelter Deduction):</b> Enter the amount on line 23.		
<b>26. Monthly SNAP Net Income:</b> Subtract line 25 from line 24.	<b>G.</b>	

(Turn page)

**H. 100% Monthly Net Income Test**  
If household is categorically eligible, skip this test and go directly to SNAP  
Benefit Calculation.

<p><b>27. Enter Monthly net income amount for household size from table.</b></p>	
<p><b>28. Compare amount entered on line 26 with the amount entered on line 27.</b></p> <p>a) If the amount entered on line 26 is greater than the amount on line 27, the household is ineligible for SNAP benefits. <b>Stop here, Check Ineligible box.</b></p> <p style="text-align: center;"> <input type="checkbox"/> <b>Ineligible</b> </p> <p>b) If the amount entered on line 26 is less than or equal to the amount entered on line 27, the household meets the 100% Monthly Net Income Test. <b>Check Eligible box and complete Section I.</b></p> <p style="text-align: center;"> <input type="checkbox"/> <b>Eligible</b> </p>	

Household Size	100% Monthly Net Income
1	\$1,215
2	\$1,644
3	\$2,072
4	\$2,500
5	\$2,929
6	\$3,357
7	\$3,785
8	\$4,214
Each additional member	+ \$429

SAMPLE

**I. SNAP Benefit Calculation**

<p><b>29. Allotment:</b> Refer to tables on forms <b>W-129F/W-129FF</b> using income from line 26 and household size from box C (Number Eligible) on <b>page 1</b> of this form.</p>	<b>I.</b>		
<p><b>30. Recoupment Amount:</b> Enter the recoupment amount, if none, enter zero (0).</p>			
<p><b>31. Allotment after Recoupment:</b> Subtract line 30 from line 29.</p>			

Authorized by: \_\_\_\_\_

Date: \_\_\_\_\_



## Hoja de cálculo de presupuesto mensual del Programa de Asistencia de Nutrición Suplementaria (SNAP) (NCA – SS/Edad Avanzada/Discapacitados)\*

Entra en vigor el 1.º de octubre de 2023

**\*Para poder utilizar este formulario, el hogar debe incluir por lo menos a un integrante que reciba SS/ y que sea de edad avanzada (mínimo 60 años de edad) o discapacitado.**

Nombre del caso:	Número de caso:	Número del centro de SNAP: S-
<b>(A) Número de integrantes del hogar:</b>	<b>(B) Número de integrantes descalificados:</b>	<b>(C) Número de integrantes elegibles:</b>

**A. Ingresos - anote los montos mensuales sin redondear a dólares enteros.**

1. Ingresos ganados brutos, mensuales	\$	
2. Ingresos netos mensuales por huésped/alojado o inquilino		
3. Sume las líneas 1 y 2		
4. Ingresos no ganados brutos, mensuales. No anote los ingresos de salario en estas líneas.		
a) Ingresos no ganados brutos, mensuales – fuente:		
b) Ingresos no ganados brutos, mensuales – fuente:		
c) Ingresos no ganados brutos, mensuales – fuente:		
5. Sume las líneas 3, 4a, 4b y 4c		
6. Pago mensual para cumplir con la obligación legal del sustento de menores, destinado a persona(s) que no forma(n) parte del hogar que recibe SNAP.		
7. Reste la línea 6 de la línea 5	<b>A.</b>	

**Si todos los integrantes del hogar reciben SS/, pase por alto las Secciones B y H. Si el hogar que recibe SNAP incluye a un integrante sancionado o descalificado debido a incumplimiento intencional de las condiciones del programa (IPV), pase por alto la Sección B.**

(Gire la hoja)

**B. Prueba del 200% de los ingresos brutos**

<p><b>8. Anote aquí el monto máximo de ingresos brutos que aparece en la tabla, según el número de integrantes del hogar.</b></p>	<p><b>Tabla del 200% de ingresos brutos</b></p>	
<p><b>9. Compare el monto anotado en la línea 7 con el monto de la línea 8.</b></p> <p><b>a) Si el monto en la línea 7 es mayor que el de la línea 8, el hogar no cumple el 200% del límite de ingresos brutos. El hogar no es categóricamente elegible y tiene que cumplir la prueba de 100% de los ingresos netos de SNAP para ser elegible y recibir beneficios de SNAP. Complete el resto del formulario.</b></p> <p><b>b) Si el monto en la línea 7 es menor o igual al de la línea 8, el hogar cumple con el 200% del límite de ingresos brutos y es categóricamente elegible para recibir beneficios de SNAP. Pase por alto la Sección H y complete el resto del formulario.</b></p>	<p><b>Número de integrantes del hogar</b></p>	<p><b>Ingresos brutos mensuales</b></p>
	<p>1</p>	<p>\$2,430</p>
	<p>2</p>	<p>\$3,287</p>
	<p>3</p>	<p>\$4,143</p>
	<p>4</p>	<p>\$5,000</p>
	<p>5</p>	<p>\$5,857</p>
	<p>6</p>	<p>\$6,713</p>
	<p>7</p>	<p>\$7,570</p>
	<p>8</p>	<p>\$8,427</p>
<p><b>Cada integrante adicional</b></p>	<p>+ \$857</p>	

**Nota:** Los hogares que no son categóricamente elegibles para recibir beneficios de SNAP están sujetos a la prueba de recursos.

(Gire la hoja)

**C. Deducciones**

<b>10. El 20% de la línea 3.</b>	<b>\$</b>	
<b>11. Deducción estándar – mensual:</b> seleccione una de las siguientes opciones: a) Hogar de 1–3 personas           \$198 b) Hogar de 4 personas           \$208 c) Hogar de 5 personas           \$244 d) Hogar de 6 o más personas   \$279		
<b>12. Costos mensuales para el cuidado infantil/dependientes</b> (anote el gasto real).		
<b>13. Gastos médicos mensuales:</b> reste \$35 del monto bruto mensual del gasto médico y anote el balance. Si resulta menor que cero, anote "0".		
<b>14. Deducción mensual de albergue para personas sin vivienda (\$179.66) o el gasto real, el monto que sea mayor.</b>  <b>Nota:</b> Las familias sin vivienda (código de albergue 23) que califican para recibir la asignación estándar para los servicios públicos de calefacción/aire acondicionado <i>SUA</i> , a raíz de recibir pagos de <i>HEAP</i> mayores de \$20 en los últimos 12 meses, no pueden recibir además la deducción de ingresos para personas sin vivienda.		
<b>15. Sume las líneas 10, 11, 12, 13 y 14.</b>	<b>C.</b>	

**D. Ingresos ajustados**

<b>16. Reste C de A:</b> reste la línea 15 de la línea 7.	<b>D.</b>	<b>\$</b>	
---	-----------	-----------	--

(Gire la hoja)

**E. Gastos de albergue**

<b>17. Alquiler o hipoteca mensual real facturados al hogar:</b> para casos de albergue en hotel/de emergencia, anote la asignación de albergue máxima para el número de integrantes del hogar.	\$	
<b>18. Otros gastos mensuales</b> (impuestos a bienes inmuebles, seguro, cargo por instalación de servicios públicos, etc.)		
<b>19. Asignación mensual para servicios públicos:</b> seleccione la asignación para servicios públicos correcta ( <b>a, b, c o d</b> ) y anote el monto en la línea que corresponda.  <b>a) Si el hogar no ha recibido pagos de HEAP mayores de \$20 en los últimos 12 meses, anote cero (0) para el código de albergue 23.</b>		
<b>b) Con gastos de calefacción o aire acondicionado, o recibo de pagos de HEAP mayores de \$20 en los últimos 12 meses:</b> anote \$992 como asignación estándar mensual combinada para la calefacción, servicios públicos y teléfono.		
<b>c) Solo con gastos de servicios públicos</b> (para los hogares inelegibles para recibir la asignación de calefacción/ aire acondicionado <i>SUA</i> ): anote \$397 como asignación estándar combinada para los servicios públicos y teléfono.		
<b>d) Solo con gastos de teléfono</b> (para los hogares inelegibles para recibir la asignación para servicios públicos o de calefacción/aire acondicionado <i>SUA</i> , excepto el código de albergue <b>23</b> ): anote \$31.		
<b>20. Sume las líneas 17, 18 y además 19b, 19c o 19d, según corresponda. E.</b>		

**F. Exceso de deducciones de albergue**

<b>21. Anote E (gastos de albergue):</b> anote el monto de la línea 20.	\$	
<b>22. Anote 1/2 (la mitad) de D (ingresos ajustados):</b> anote 1/2 de la línea 16.		
<b>23. Exceso de costo de albergue:</b> Reste la línea 22 de la línea 21. Si la línea 21 es menor que la línea 22, anote cero (0).	F.	

**G. Ingresos netos mensuales de SNAP**

<b>24. Anote D (ingresos ajustados):</b> anote el monto de la línea 16.	\$	
<b>25. Anote F (exceso de deducciones de albergue):</b> anote el monto de la línea 23.		
<b>26. Ingresos netos mensuales de SNAP:</b> reste la línea 25 de la línea 24.	G.	

(Gire la hoja)



**H. Prueba de 100% de los ingresos netos mensuales.**

Si el hogar es categóricamente elegible, no haga esta prueba y vaya directamente al cálculo de beneficios de SNAP.

<p><b>27. Anote aquí el monto de ingresos netos mensuales según el número de integrantes del hogar que aparece en la tabla.</b></p>		<p><b>Número de integrantes del hogar</b></p>	<p><b>100% de los ingresos netos mensuales</b></p>
<p><b>28. Compare el monto de la línea 26 con el de la línea 27.</b></p> <p>(a) Si el monto en la línea 26 es mayor que el de la línea 27, el hogar es inelegible para recibir beneficios de SNAP. <b>Deténgase aquí y marque Inelegible.</b></p> <p>(b) Si el monto en la línea 26 es menor o igual al de la línea 27, el hogar cumple la prueba del 100% de los ingresos netos mensuales. <b>Marque Elegible y complete la Sección I.</b></p>	<p><input type="checkbox"/> <b>Inelegible</b></p> <p><input type="checkbox"/> <b>Elegible</b></p>	<p><b>1</b></p> <p><b>2</b></p> <p><b>3</b></p> <p><b>4</b></p> <p><b>5</b></p> <p><b>6</b></p> <p><b>7</b></p> <p><b>8</b></p>	<p><b>\$1,215</b></p> <p><b>\$1,644</b></p> <p><b>\$2,072</b></p> <p><b>\$2,500</b></p> <p><b>\$2,929</b></p> <p><b>\$3,357</b></p> <p><b>\$3,785</b></p> <p><b>\$4,214</b></p>
		<p><b>Cada integrante adicional</b></p>	<p><b>+ \$429</b></p>

SAMPLE

**I. Cálculo de beneficios de SNAP**

<p><b>29. Asignación:</b> consulte las tablas en los formularios <b>W-129F/W-129FF</b> y utilice los ingresos de la línea 26 de este formulario y el número de integrantes del hogar de la casilla C, <b>página 1</b> (número de integrantes elegibles).</p>	<p><b>I.</b></p>	
<p><b>30. Monto recuperado:</b> anote el monto recuperado, de no haberlo, anote cero (0).</p>		
<p><b>31. Asignación después de la recuperación:</b> reste la línea 30 de la línea 29.</p>		

Autorizado por: \_\_\_\_\_

Fecha: \_\_\_\_\_



## Supplemental Nutrition Assistance Program (SNAP) Budget Worksheet (CA) – Part 1 Effective October 1, 2023

This form must be used for households that **do not** contain an elderly or disabled person.

**Job Center Number:** \_\_\_\_\_

	Basic Case Name	Basic Case Type
<b>Other Eligible Payee(s)</b>	Name:	Case Type (Suffix 2):
	Name:	Case Type (Suffix 3):
	Name:	Case Type (Suffix 4):

**A. Income – Enter Semimonthly amounts. Do not round dollar amounts.**

<b>1. Semimonthly Gross Earned Income</b>	\$	
<b>2. Net Semimonthly Income from Boarder/Lodger or Lodger</b>		
<b>3. Add lines 1 and 2</b>		
<b>4. Semimonthly CA Grant</b> (For hotel/emergency shelter cases include maximum shelter allowance for family size instead of actual rent.)		
<b>5. Semimonthly Direct Rent Payment</b>		
<b>6. Semimonthly Gross Unearned Income</b> (Do not enter employment income on this line.)		
<b>7. Add lines 3, 4, 5, and 6</b>		
<b>8. Semimonthly Legally Obligated Child Support Payment paid to person(s) outside the SNAP household</b>		
<b>9. Subtract line 8 from line 7</b>		

(Turn page)



**C. Household Composition**

<b>(A) Non-CA Non-SSI 59 Years of Age or Under</b>	<b>(B) Number on CA</b>	<b>(C) Total in Household</b>	<b>(D) Number Disqualified</b>	<b>(E) Number Eligible</b>

<b>Semimonthly Gross Income</b>			
<b>Household Size</b>	<b>130% Gross Income Table</b>	<b>150% Gross Income Table</b>	<b>200% Gross Income Table</b>
<b>1</b>	\$ 790.00	\$ 911.50	\$ 1,215.00
<b>2</b>	\$ 1,068.50	\$ 1,232.50	\$ 1,643.50
<b>3</b>	\$ 1,347.00	\$ 1,554.00	\$ 2,071.50
<b>4</b>	\$ 1,625.00	\$ 1,875.00	\$ 2,500.00
<b>5</b>	\$ 1,903.50	\$ 2,196.50	\$ 2,928.50
<b>6</b>	\$ 2,182.00	\$ 2,517.50	\$ 3,356.50
<b>7</b>	\$ 2,460.50	\$ 2,839.00	\$ 3,785.00
<b>8</b>	\$ 2,739.00	\$ 3,160.00	\$ 4,213.50
<b>Each additional member</b>	+ \$ 278.50	+ \$ 321.50	+ \$ 428.50

(Turn page)

**Supplemental Nutrition Assistance Program (SNAP)  
Budget Worksheet (CA) – Part 2**  
Effective October 1, 2023

**A. Income – Enter Semimonthly amounts. Do not round dollar amounts.**

<b>1. Semimonthly Gross Earned Income</b>	<b>\$</b>	
<b>2. Net Semimonthly Income from Boarder/Lodger or Lodger</b>		
<b>3. Add lines 1 and 2</b>		
<b>4. Semimonthly CA Grant</b> (For hotel/emergency shelter cases include maximum shelter allowance for family size instead of actual rent.)		
<b>5. Semimonthly Direct Rent Payment</b>		
<b>6. Semimonthly Gross Unearned Income</b> (Do not enter employment income on this line.)		
<b>7. Add lines 3, 4, 5, and 6</b>		
<b>8. Semimonthly Legally Obligated Child Support</b>		
<b>9. Subtract line 8 from line 7</b>	<b>A.</b>	

SAMPLE

(Turn page)

**B. Deductions**

<b>10. 20% of line 3</b>	\$	
<b>11. Standard Deduction – Monthly:</b> Select one below. a) 1–3 person household      \$99.00 b) 4-person household          \$104.00 c) 5-person household          \$122.00 d) 6+ person household        \$139.50		
<b>12. Semimonthly Child/Dependent Care Costs</b> (use actual expense) If the household has out-of-pocket dependent care costs do not use the 130% Gross Income Table. Use the 200% Gross Income Table.		
<b>13. Semimonthly Automated Recoupment:</b> Enter Semimonthly recoupment for duplicate check fraud or offense codes <b>01–32</b> and <b>99</b> only. For all other automated recoupments, make no entry.		
<b>13a. Monthly Homeless Shelter Deduction (\$89.83) or actual expense, whichever is greater</b> <b>Note:</b> Homeless households (shelter code 23) that qualify for a heating/cooling SUA due to receipt of HEAP payments greater than \$20 in the last 12 months cannot also receive the homeless income deduction.		
<b>14. Add lines 10, 11, 12, 13, and 13a</b>	<b>B.</b>	
<b>C. Adjusted Income</b>		
<b>15. Subtract B from A:</b> Line 14 from line 9.	<b>C.</b>	\$

(Turn page)

**D. Shelter Costs**

<b>16. Semimonthly Actual Rent or Mortgage Billed to Household</b> (For hotel/emergency shelter cases): Enter maximum shelter allowance for family size.	\$	
<b>17. Other Semimonthly Expenses</b> (Real estate taxes, insurance, installation of utilities, etc.)		
<b>18. Semimonthly Utility Allowance:</b> Select the correct utility allowance (a, b, c, or d) and enter the amount on the appropriate line. <b>a) Enter zero (0) for shelter code 23 if household has not received HEAP payments greater than \$20 in the last 12 months.</b>		
<b>b) With heating or air conditioning expense or receipt of HEAP payments greater than \$20 in the last 12 months:</b> Enter the semimonthly standard combined heat, utility and telephone allowance of \$496.00.		
<b>c) With utility expenses only:</b> (for households not eligible for heating or air conditioning SUA): Enter the semimonthly combined utility and telephone allowance of \$195.50.		
<b>d) With telephone expense only:</b> (For households not eligible for heat/air conditioning or utility SUA except shelter code 23): Enter \$15.50.		
<b>19. Add lines 16, 17, and either 18b or 18c or 18d</b>	<b>D.</b>	

**E. Excess Shelter Deductions**

<b>20. Enter D (Shelter Costs):</b> Enter amount from line 19.	\$	
<b>21. Enter 1/2 (one half) of C (Adjusted Income):</b> Enter 1/2 of amount on line 15.		
<b>22. Excess Shelter Costs:</b> Subtract line 21 from line 20. If line 20 is less than line 21, enter zero (0).		
<b>23. Maximum Shelter Deduction Allowed</b>	\$336	00
<b>24. Enter amount from line 22 or 23, whichever is less</b>	<b>E.</b>	

**F. Semimonthly Supplemental Nutrition Assistance Program (SNAP) Net Income**

<b>25. Enter C (Adjusted Income):</b> Enter the amount on line 15.	\$	
<b>26. Enter E (Excess Shelter Deduction):</b> Enter the amount on line 24.		
<b>27. Semimonthly SNAP Net Income:</b> Subtract line 26 from line 25.	<b>F.</b>	

(Turn page)

**G. 100% Semimonthly Net Income Test**  
If household is categorically eligible, skip this test and go directly to SNAP Benefit Calculation.

<p><b>28. Enter Semimonthly net income amount for household size from table.</b></p>		<p><b>Household Size</b></p>	<p><b>100% Semimonthly Net Income</b></p>
<p><b>29. Compare amount entered on line 27 with the amount entered on line 28.</b></p> <p>a) If the amount entered on line 27 is greater than the amount on line 28, the household is ineligible for SNAP benefits. <b>Check Ineligible.</b></p> <p>b) If the amount entered on line 27 is less than or equal to the amount entered on line 28, the household meets the 100% Monthly Net Income Test. <b>Check Eligible box and complete Section H.</b></p>	<p><input type="checkbox"/> <b>Ineligible</b></p> <p><input type="checkbox"/> <b>Eligible</b></p>	<p><b>1</b></p> <p><b>2</b></p> <p><b>3</b></p> <p><b>4</b></p> <p><b>5</b></p> <p><b>6</b></p> <p><b>7</b></p> <p><b>8</b></p> <p><b>Each additional member</b></p>	<p>\$607.50</p> <p>\$822.00</p> <p>\$1036.00</p> <p>\$1,250.00</p> <p>\$1,464.50</p> <p>\$1,678.50</p> <p>\$1,892.50</p> <p>\$2,107.00</p> <p>+ \$214.50</p>

**H. SNAP Benefit Calculation**

<p><b>30. Monthly SNAP Net Income:</b> Multiply amount on line 27 by 2.</p>	<p><b>H.</b></p>	
<p><b>31. Allotment:</b> Refer to tables on forms <b>W-129F/W-129FF</b> using income from line 30 and household size from Part 1, box E (Number Eligible) on <b>page 3</b> of this form.</p>		
<p><b>32. Recoupment Amount:</b> Enter the recoupment amount, if none, enter zero (0).</p>		
<p><b>33. Allotment after Recoupment:</b> Subtract line 32 from line 31.</p>		

Authorized by: \_\_\_\_\_

Date: \_\_\_\_\_





## Cálculo de Presupuesto (CA) del Programa de Asistencia de Nutrición Suplementaria (SNAP) – Parte 1

Entra en vigor el 1.º de octubre de 2023

Este formulario tiene que ser utilizado por hogares **que no** incluyan a una persona de edad avanzada o a una persona discapacitada.

Número del centro de trabajo: \_\_\_\_\_

	Nombre en el caso básico	Tipo de caso básico
<b>Otro(s) beneficiario(s) elegible(s)</b>	Nombre:	Tipo de caso (sufijo 2):
	Nombre:	Tipo de caso (sufijo 3):
	Nombre:	Tipo de caso (sufijo 4):

**Ingresos – anote los montos bimensuales sin redondear a dólares enteros.**

<b>1. Ingresos ganados brutos, bimensuales.</b>	\$	
<b>2. Ingresos netos bimensuales por huésped/alojado o inquilino.</b>		
<b>3. Sume las líneas 1 y 2.</b>		
<b>4. Subsidio bimensual de CA</b> (para casos de albergue en hotel/ de emergencia, incluya la asignación máxima de albergue para el número de integrantes del hogar, en vez del alquiler real).		
<b>5. Pago de alquiler directo bimensual.</b>		
<b>6. Ingresos no ganados brutos, bimensuales</b> (No anote sus ingresos de empleo en esta línea).		
<b>7. Sume las líneas 3, 4, 5 y 6.</b>		
<b>8. Pago bimensual para cumplir con la obligación legal de sustento de menores destinado a persona(s) que no forma(n) parte del hogar que recibe SNAP.</b>		
<b>9. Reste la línea 8 de la línea 7.</b>		

(Gire la hoja)

**B. Prueba de ingresos brutos – utilice la prueba de 200% de los ingresos brutos para hogares con gastos corrientes para el cuidado de dependientes, la prueba de 150% de los ingresos brutos para los hogares con ingresos ganados y la prueba de 130% de los ingresos brutos para todos los demás hogares. Si todos los integrantes del hogar reciben Asistencia en Efectivo, y el hogar no incluye integrantes sancionados por SNAP o descalificados por una IPV, pase por alto la prueba de ingresos brutos y complete la Parte 2, pero no complete la Sección G.**

<p><b>10. Anote el monto máximo de ingresos brutos correspondientes al núm. de integrantes del hogar según la tabla de la página 3.</b></p>	<p>\$</p>	
<p><b>11. Compare el monto anotado en la línea 9 con el anotado en la línea 10.</b></p> <p>a) Si el monto anotado en la línea 9 es mayor que el de la línea 10, el hogar no cumple la prueba correspondiente de los ingresos brutos y no es elegible para beneficios de SNAP. <b>Marque la casilla de Inelegible. Deténgase aquí.</b></p> <p>b) Si el hogar <u>no incluye</u> a ningún integrante sancionado o descalificado por SNAP debido a un IPV, y el monto anotado en la línea 9 equivale o es menor que el de la línea 10, el hogar cumple la prueba correspondiente de los ingresos brutos y es categóricamente elegible. <b>Marque la casilla de Elegible. Complete la Parte 2, pero no la Sección G.</b></p> <p>c) Si el hogar <u>incluye</u> a un integrante sancionado o descalificado por SNAP debido a un IPV y el monto anotado en la línea 9 equivale o es menor que el de la línea 10, el hogar cumple la prueba del 130% de los ingresos brutos, pero no es elegible categóricamente. <b>Marque la casilla de Elegible. Complete toda la Parte 2.</b></p>	<p><input type="checkbox"/> <b>Inelegible</b></p> <p><input type="checkbox"/> <b>Elegible</b></p>	

**Nota:** Los hogares que no son categóricamente elegibles para recibir los beneficios de SNAP están sujetos a la prueba de ingresos netos y a la prueba de recursos.

(Gire la hoja)

**C. Integrantes del hogar:**

<b>(A) Sin CA Sin SS/ 59 años o menos de edad</b>	<b>(B) Número de personas con CA</b>	<b>(C) Total de integrantes del hogar</b>	<b>(D) Número de personas descalificadas</b>	<b>(E) Número de personas elegibles</b>

<b>Ingresos brutos bimensuales</b>			
<b>Número de integrantes del hogar</b>	<b>Tabla del 130% de los ingresos brutos</b>	<b>Tabla del 150% de los ingresos brutos</b>	<b>Tabla del 200% de los ingresos brutos</b>
<b>1</b>	\$ 790.00	\$ 911.50	\$ 1,215.00
<b>2</b>	\$ 1,068.50	\$ 1,232.50	\$ 1,643.50
<b>3</b>	\$ 1,347.00	\$ 1,554.00	\$ 2,071.50
<b>4</b>	\$ 1,625.00	\$ 1,875.00	\$ 2,500.00
<b>5</b>	\$ 1,903.50	\$ 2,196.50	\$ 2,928.50
<b>6</b>	\$ 2,182.00	\$ 2,517.50	\$ 3,356.50
<b>7</b>	\$ 2,460.50	\$ 2,839.00	\$ 3,785.00
<b>8</b>	\$ 2,739.00	\$ 3,160.00	\$ 4,213.50
<b>Por cada integrante adicional</b>	+ \$ 278.50	+ \$ 321.50	+ \$ 428.50

**(Gire la hoja)**

**Cálculo de Presupuesto  
del Programa de Asistencia de Nutrición Suplementaria  
(SNAP) (CA) – Parte 2**

Entra en vigor el 1.º de octubre de 2023

**A. Ingresos – anote los montos bimensuales sin redondear a dólares enteros.**

<b>1. Ingresos ganados brutos, bimensuales.</b>	<b>\$</b>	
<b>2. Ingresos netos bimensuales por huésped/alojado o inquilino.</b>		
<b>3. Sume las líneas 1 y 2.</b>		
<b>4. Subsidio bimensual de CA</b> (para casos de albergue en hotel/ de emergencia, incluya la asignación máxima de albergue para el número de integrantes del hogar en vez del alquiler real).		
<b>5. Pago de alquiler directo bimensual.</b>		
<b>6. Ingresos no ganados brutos, bimensuales</b> (no anote sus ingresos de empleo en esta línea).		
<b>7. Sume las líneas 3, 4, 5 y 6.</b>		
<b>8. Pago bimensual para cumplir con la obligación legal del sustento de menores.</b>		
<b>9. Reste la línea 8 de la línea 7.</b>	<b>A.</b>	

(Gire la hoja)

**B. Deducciones**

<p><b>10. El 20% de la línea 3.</b></p>		
<p><b>11. Deducción estándar – mensual:</b> seleccione una de las siguientes opciones:</p> <p>a) Hogar de 1–3 personas           \$99.00  b) Hogar de 4 personas             \$104.00  c) Hogar de 5 personas             \$122.00  d) Hogar de 6 o más personas     \$139.50</p>		
<p><b>12. Costos bimensuales para el cuidado infantil/ de dependientes</b>  (anote el gasto real).  Si el hogar costea gastos corrientes para el cuidado de dependientes, no use la Tabla del 130% de ingresos brutos. Use la Tabla del 200% de ingresos brutos.</p>		
<p><b>13. Recuperación automatizada bimensual:</b> anote la recuperación bimensual por fraude de cheques duplicados o códigos de ofensa <b>01–32</b> y <b>99</b> solamente. Para todas las otras recuperaciones automatizadas, no anote nada.</p>		
<p><b>13a. Deducción mensual de albergue para personas sin vivienda (\$89.83) o el gasto real, lo que sea mayor.</b>  <b>Nota:</b> Las familias sin vivienda (código de albergue 23) que califican para recibir la asignación de calefacción/aire acondicionado <i>SUA</i>, a raíz de recibir pagos de <i>HEAP</i> mayores de \$20 en los últimos 12 meses, no pueden recibir además la deducción de ingresos para personas sin vivienda.</p>		
<p><b>14. Sume las líneas 10, 11, 12, 13 y 13a.</b> <span style="float: right;"><b>B.</b></span></p>		

**C. Ingresos ajustados**

<p><b>15. Reste B de A:</b> reste la línea 14 de la línea 9.</p>	<b>C.</b>	\$	
--	-----------	----	--

(Gire la hoja)

**D. Gastos de Albergue**

<p><b>16. Alquiler o hipoteca bimensual real facturados al hogar</b> (para casos de albergue en hotel/ de emergencia): anote la asignación de albergue máxima para el número de integrantes del hogar.</p>	\$	
<p><b>17. Otros gastos bimensuales</b> (impuestos a bienes inmuebles, seguro, cuota de instalación de servicios públicos, etc.)</p>		
<p><b>18. Asignación bimensual de servicios públicos:</b> seleccione la asignación de servicios públicos correcta (<b>a, b, c o d</b>) y anote el monto en la línea que corresponda. <b>a) Si el hogar no ha recibido pagos de HEAP mayores de \$20 en los últimos 12 meses, anote cero (0) para el código de albergue 23.</b></p>		
<p><b>b) Con gastos de calefacción o aire acondicionado, o recibo de pagos de HEAP mayores de \$20 en los últimos 12 meses:</b> anote \$496.00 como asignación estándar bimensual combinada para la calefacción, servicios públicos y teléfono.</p>		
<p><b>c) Solo con gastos de servicios públicos:</b> (para los hogares inelegibles para recibir la asignación de calefacción/ aire acondicionado <i>SUA</i>): anote \$195.50 como asignación bimensual combinada para los servicios públicos y teléfono.</p>		
<p><b>d) Solo con gastos de teléfono:</b> (para los hogares inelegibles para recibir la asignación para servicios públicos o de calefacción/aire acondicionado <i>SUA</i>, excepto el código de albergue <b>23</b>): anote \$15.50.</p>		
<p><b>19. Sume las líneas 16 y 17 y además 18b, 18c o 18d, según corresponda.</b> <b>D.</b></p>		

**E. Exceso de deducciones de albergue**

<p><b>20. Anote D (gastos de albergue):</b> anote el monto de la línea 19.</p>	\$	
<p><b>21. Anote la 1/2 (la mitad) de C (ingresos ajustados):</b> anote la mitad del monto de la línea 15.</p>		
<p><b>22. Exceso de gastos de albergue:</b> reste la línea 21 de la línea 20. Si el monto de línea 20 es menor que el de la línea 21, anote cero (0).</p>		
<p><b>23. Deducción máxima permitida para el albergue.</b></p>	\$336	00
<p><b>24. Compare las líneas 22 y 23 y anote el monto que sea menor.</b> <b>E.</b></p>		

**F. Ingresos netos bimensuales de SNAP**

<p><b>25. Anote C (ingresos ajustados):</b> anote el monto de la línea 15.</p>	\$	
<p><b>26. Anote E (exceso de deducciones de albergue):</b> anote el monto de la línea 24.</p>		
<p><b>27. Ingresos netos bimensuales de SNAP:</b> reste la línea 26 de la línea 25.</p>	F.	

(Gire la hoja)

**G. Prueba del 100% de los ingresos netos bimensuales.**

Si el hogar es categóricamente elegible, no haga esta prueba y vaya directamente al cálculo de beneficio de SNAP.

<p><b>28. Anote aquí el monto de ingresos netos bimensuales según el número de integrantes del hogar que aparece en la tabla.</b></p>		<p><b>Número de integrantes del hogar</b></p>	<p><b>100% de los ingresos netos bimensuales</b></p>
		1	\$607.50
		2	\$822.00
		3	\$1036.00
		4	\$1,250.00
		5	\$1,464.50
		6	\$1,678.50
		7	\$1,892.50
		8	\$2,107.00
<p><b>29. Compare el monto de la línea 27 con el de la línea 28.</b></p> <p>(a) Si el monto anotado en la línea 27 es mayor que el de la línea 28, el hogar no reúne los requisitos para beneficios de SNAP. Marque la casilla <b>Inelegible</b>.</p> <p>(b) Si el monto anotado en la línea 27 es igual o es menor que el de la línea 28, el hogar cumple la prueba del 100% de los ingresos netos mensuales. Marque la casilla <b>Elegible</b> y complete la sección H.</p>	<p><input type="checkbox"/> <b>Inelegible</b></p> <p><input type="checkbox"/> <b>Elegible</b></p>	<p><b>Cada integrante adicional</b></p>	<p>+ \$214.50</p>

EXAMPLE

**H. Cálculo de beneficios de SNAP**

<p><b>30. Ingresos netos mensuales de SNAP:</b> multiplique el monto de la línea 27 por 2.</p>	<p>H. \$</p>	
<p><b>31. Asignación:</b> consulte las tablas en los formularios <b>W-129F/W-129FF</b> y utilice los ingresos de la línea 30 de este formulario y el número de integrantes del hogar de la Parte 1, casilla E, <b>página 3</b> (Número de personas elegibles).</p>		
<p><b>32. Monto recuperado:</b> anote el monto recuperado; de no haberlo, anote cero (0).</p>		
<p><b>33. Asignación después de la recuperación:</b> reste la línea 32 de la línea 31.</p>		

Autorizado por: \_\_\_\_\_

Fecha: \_\_\_\_\_



## Supplemental Nutrition Assistance Program (SNAP) Budget Worksheet (CA – SSI/Aged/Disabled)\*

Effective October 1, 2023

**\*The household must contain at least one SSI/aged (60 years of age or older) or disabled member to use this form.**

<b>Job Center Number:</b>	<b>Case Name:</b>	<b>Case Cat./No.:</b>
<b>Other Eligible Payee(s):</b>	<b>Name:</b>	<b>Category (Suff. 2):</b>

### Household Composition

(A) Non-CA Non-SSI Vet./SS	(B) Non-CA Non-SSI 59 Years of Age or Under	(C) Non-CA Non-SSI 60 Years of Age or Older	(D) Number on SSI	(E) Number on CA	(F) Total in Household	(G) Number Disqualified	(H) Number Eligible
SAMPLE							

### A. Income – Enter Semimonthly amounts. Do not round dollar amounts.

<b>1. Semimonthly Gross Earned Income</b>	\$		
<b>2. Net Semimonthly Income from Boarder/Lodger or Lodger</b>			
<b>3. Add lines 1 and 2</b>			
<b>4. Semimonthly CA Grant:</b> For hotel/emergency shelter cases, include maximum shelter allowance for family size instead of actual rent.			
<b>5. Semimonthly Direct Rent Payment</b>			
<b>6. Semimonthly Gross Unearned Income:</b> Do not enter employment income on this line.			
<b>7. Add lines 3, 4, 5, and 6</b>			
<b>8. Semimonthly legally obligated child support payment to person(s) outside the SNAP household.</b>			
<b>9. Subtract line 8 from line 7</b>	<b>A.</b>		

**If all household members are in receipt of CA or SSI, skip Sections B and H.**

**If household contains a SNAP sanctioned or disqualified member due to an IPV, skip Section B.**

(Turn page)



**B. 200% Gross Income Test**

<p><b>10. Enter maximum gross income amount for household size from table.</b></p>	<p><b>200% Gross Income Table</b></p>	
<p><b>11. Compare amount entered on line 9 with the amount entered on line 10.</b></p> <p>a) If the amount entered on line 9 is greater than the amount on line 10, the household does not meet the 200% Gross Income Limitation. The household is not categorically eligible and must meet the 100% net SNAP income test in order to be eligible for SNAP benefits. <b>Complete the rest of the form.</b></p> <p>b) If the amount entered on line 9 is less than or equal to the amount entered on line 10, the household meets the 200% Gross Income Limitation and is categorically eligible for SNAP benefits. <b>Skip Section H and complete the rest of this form.</b></p>	<p><b>Household Size</b></p>	<p><b>Semimonthly Gross Income</b></p>
	<p><b>1</b></p>	<p>\$1,215.00</p>
	<p><b>2</b></p>	<p>\$1,643.50</p>
	<p><b>3</b></p>	<p>\$2,071.50</p>
	<p><b>4</b></p>	<p>\$2,500.00</p>
	<p><b>5</b></p>	<p>\$2,928.50</p>
	<p><b>6</b></p>	<p>\$3,356.50</p>
	<p><b>7</b></p>	<p>\$3,785.00</p>
	<p><b>8</b></p>	<p>\$4,213.50</p>
	<p><b>Each additional member</b></p>	<p>+ \$428.50</p>

**Note:** Households that are not categorically eligible for SNAP benefits are subject to the resource test.

SAMPLE

**C. Deductions**

<b>12. 20% of line 3</b>	<b>\$</b>	
<b>13. Standard Deduction – Monthly:</b> Select one below. a) 1–3 person household      \$99.00 b) 4-person household          \$104.00 c) 5-person household          \$122.00 d) 6+ person household        \$139.50		
<b>14. Semimonthly Child/Dependent Care Costs</b> (use actual expense)		
<b>15. Semimonthly Automated Recoupment:</b> Enter Semimonthly recoupment for duplicate check fraud or offense codes <b>01–32</b> and <b>99</b> only. For all other automated recoupments, make no entry.		
<b>16. Semimonthly Medical Expenses:</b> Subtract \$17.50 from the gross semimonthly medical expense amount and enter the balance. If less than zero (0), enter "0".		
<b>16a. Monthly Homeless Shelter Deduction (\$89.83) or actual expense, whichever is greater</b> <b>Note:</b> Homeless households (shelter code 23) that qualify for a heating/cooling SUA due to receipt of HEAP payments greater than \$20 in the last 12 months, cannot also receive the homeless income deduction.		
<b>17. Add lines 12, 13, 14, 15, 16, and 16a</b>	<b>C.</b>	

**D. Adjusted Income**

<b>18. Subtract C from A:</b> Line 17 from line 9.	<b>D.</b>	<b>\$</b>	
--	-----------	-----------	--

(Turn page)

**E. Shelter Costs**

<b>19. Semimonthly Actual Rent or Mortgage Billed to Household</b> (For hotel/emergency shelter cases): Enter the maximum shelter allowance for the family size.	\$	
<b>20. Other Semimonthly Shelter Expenses</b> (Real estate taxes, insurance, installation of utilities, etc.)		
<b>21. Semimonthly Utility Allowance:</b> Select the correct utility allowance (a, b, c, or d) and enter the amount on the appropriate line. <b>a) Enter zero (0) for shelter code 23 if household has not received HEAP payments greater than \$20 in the last 12 months.</b>		
<b>b) With heating or air conditioning expense or receipt of HEAP payments greater than \$20 in the last 12 months:</b> Enter the semimonthly standard combined heat, utility and telephone allowance of \$496.00.		
<b>c) With utility expenses only:</b> (for households not eligible for heating or air conditioning SUA): Enter the semimonthly combined utility and telephone allowance of \$195.50.		
<b>d) With telephone expense only:</b> (For households not eligible for heat/air conditioning or utility SUA except shelter code 23): Enter \$15.50.		
<b>22. Add lines 19, 20, and either 21b or 21c or 21d</b>	<b>E.</b>	

**F. Excess Shelter Deductions**

<b>23. Enter D (Shelter Costs):</b> Enter amount from line 22.	\$	
<b>24. Enter 1/2 (one half) of D (Adjusted Income):</b> Enter 1/2 of amount on line 18.		
<b>25. Excess Shelter Costs:</b> Subtract line 24 from line 23. If line 23 is less than line 24, enter zero (0).	<b>F.</b>	

**G. Semimonthly Supplemental Nutrition Assistance Program (SNAP) Net Income**

<b>26. Enter D (Adjusted Income):</b> Enter the amount on line 18.	\$	
<b>27. Enter F (Excess Shelter Deduction):</b> Enter the amount on line 25.		
<b>28. Semimonthly SNAP Net Income:</b> Subtract line 27 from line 26.	<b>G.</b>	

(Turn page)

**H. 100% Semimonthly Net Income Test**  
If household is categorically eligible, skip this test and go directly to SNAP Benefit Calculation.

<b>29. Enter Semimonthly net income amount for household size from table.</b>		<b>Household Size</b>	<b>100% Semimonthly Net Income</b>
<b>30. Compare amount entered on line 28 with the amount entered on line 29.</b> a) If the amount entered on line 28 is greater than the amount on line 29, the household is ineligible for SNAP benefits. <b>Stop here. Check Ineligible box.</b>  b) If the amount entered on line 28 is less than or equal to the amount entered on line 29, the household meets the 100% Monthly Net Income Test. <b>Check Eligible box and complete Section I.</b>	<input type="checkbox"/> <b>Ineligible</b>	<b>1</b>	\$607.50
	<b>2</b>	\$822.00	
	<b>3</b>	\$1,036.00	
	<b>4</b>	\$1,250.00	
	<b>5</b>	\$1,464.50	
	<b>6</b>	\$1,678.50	
	<b>7</b>	\$1,892.50	
	<b>8</b>	\$2,107.00	
	<input type="checkbox"/> <b>Eligible</b>	<b>Each additional member</b>	+ \$214.50

**I. SNAP Benefit Calculation**

<b>31. Monthly SNAP Net Income:</b> Multiply amount on line 28 by 2.		
<b>32. Allotment:</b> Refer to tables on forms <b>W-129F/W-129FF</b> using income from line 31 and household size from box H (Number Eligible) on <b>page 1</b> of this form.		
<b>33. Recoupment Amount:</b> Enter the recoupment amount, if none, enter zero (0).		
<b>34. Allotment after Recoupment:</b> Subtract line 33 from line 32.		

Authorized by: \_\_\_\_\_

Date: \_\_\_\_\_



## Hoja de cálculo de presupuesto del Programa de Asistencia de Nutrición Suplementaria (SNAP) (CA – SS//Personas de Edad Avanzada/Discapacitadas)\*

Entra en vigor el 1.º de octubre de 2023

**\*Para utilizar este formulario, el hogar tiene que incluir por lo menos a un(a) integrante que reciba SS/ y que sea de edad avanzada (mínimo 60 años de edad) o discapacitado (a).**

Núm. del centro de trabajo:	Nombre del caso:	Categoría del caso/núm.:
Otro(s) beneficiarios(s) elegible(s):	Nombre:	Categoría (sufijo 2):

**Composición del hogar:**

(A) Sin CA sin SS/ Vet./ SS	(B) Sin CA sin SS/ 59 años o menos de edad	(C) Sin CA sin SS/ 60 años o más de edad	(D) Número de personas con SS/	(E) Número de personas con CA	(F) Número total de personas en el hogar	(G) Número de personas descalifica- das	(H) Número de personas elegibles

**Ingresos – anote los montos bimensuales sin redondear a dólares enteros.**

<b>1. Ingresos ganados brutos, bimensuales.</b>	\$	
<b>2. Ingresos netos bimensuales por huésped/alojado o inquilino.</b>		
<b>3. Sume las líneas 1 y 2.</b>		
<b>4. Subsidio bimensual de CA:</b> para casos de albergue en hotel/ de emergencia, incluya la asignación máxima de albergue para el número de integrantes del hogar en vez del alquiler real.		
<b>5. Pago de alquiler directo bimensual.</b>		
<b>6. Ingresos no ganados brutos, bimensuales:</b> No anote sus ingresos de empleo en esta línea.		
<b>7. Sume las líneas 3, 4, 5 y 6.</b>		
<b>8. Pago bimensual para cumplir con la obligación legal de sustento de menores destinado a persona(s) que no forma(n) parte del hogar que recibe SNAP.</b>		
<b>9. Reste la línea 8 de la línea 7.</b>	<b>A.</b>	

**Si todos los integrantes del hogar reciben CA o SS/ , pase por alto las Secciones B y H. Si el hogar que recibe SNAP incluye a un integrante sancionado o descalificado debido a incumplimiento intencional de las condiciones del programa (IPV), pase por alto la Sección B.**

(Gire la hoja)

**B. Prueba del 200% de los ingresos brutos.**

<p><b>10. Anote aquí el monto máximo de ingresos brutos que aparece en la tabla, según el núm. de integrantes del hogar.</b></p>	<p><b>Tabla del 200% de los ingresos brutos</b></p>	
<p><b>11. Compare el monto anotado en la línea 9 con el de la línea 10.</b></p> <p><b>a) Si el monto de la línea 9 es mayor que el de la línea 10, el hogar no cumple el 200% del límite de ingresos brutos. El hogar no es categóricamente elegible y tiene que cumplir la prueba del 100% de ingresos netos de SNAP para ser elegible para beneficios de SNAP. <b>Complete el resto del formulario.</b></b></p> <p><b>b) Si el monto de la línea 9 es menor o igual al de la línea 10, el hogar cumple el 200% del límite de ingresos brutos y es categóricamente elegible para beneficios de SNAP. <b>Pase por alto la Sección H y complete el resto de este formulario.</b></b></p>	<p><b>Número de integrantes del hogar</b></p>	<p><b>Ingresos brutos bimensuales</b></p>
	<p><b>1</b></p>	<p><b>\$1,215.00</b></p>
	<p><b>2</b></p>	<p><b>\$1,643.50</b></p>
	<p><b>3</b></p>	<p><b>\$2,071.50</b></p>
	<p><b>4</b></p>	<p><b>\$2,500.00</b></p>
	<p><b>5</b></p>	<p><b>\$2,928.50</b></p>
	<p><b>6</b></p>	<p><b>\$3,356.50</b></p>
	<p><b>7</b></p>	<p><b>\$3,785.00</b></p>
	<p><b>8</b></p>	<p><b>\$4,213.50</b></p>
<p><b>Cada integrante adicional</b></p>	<p><b>+ \$428.50</b></p>	

**Nota:** Los hogares que no son categóricamente elegibles para recibir los beneficios de SNAP están sujetos a la prueba de recursos.

(Gire la hoja)

**C. Deducciones**

<p><b>12. El 20% de la línea 3.</b></p>		
<p><b>13. Deducción estándar – mensual:</b> seleccione una de las siguientes opciones:                  a) Hogar de 1–3 personas           \$99.00                  b) Hogar de 4 personas           \$104.00                  c) Hogar de 5 personas           \$122.00                  d) Hogar de 6 o más personas   \$139.50</p>		
<p><b>14. Costos bimensuales para el cuidado infantil/de dependientes</b> (anote el gasto real).</p>		
<p><b>15. Recuperación automatizada bimensual:</b> anote la recuperación bimensual por fraude de cheques duplicados o códigos de ofensa <b>01–32</b> y <b>99</b> solamente. Para todas las otras recuperaciones automatizadas, no anote nada.</p>		
<p><b>16. Gastos médicos bimensuales:</b> Reste \$17.50 al monto bruto de gastos médicos bimensuales y anote el balance. Si es menor que cero (0), anote "0".</p>		
<p><b>16a. Deducción mensual de albergue para personas sin viviendas (\$89.83) o el gasto real, el monto que sea mayor.</b>  <b>Nota:</b> Las familias sin vivienda (código de albergue 23) que califican para recibir la asignación de calefacción/aire acondicionado <i>SUA</i>, a raíz de recibir pagos de <i>HEAP</i> mayores de \$20 en los últimos 12 meses, no pueden recibir además la deducción de ingresos para personas sin vivienda.</p>		
<p><b>17. Sume las líneas 12, 13, 14, 15, 16 y 16a.</b> <span style="float: right;"><b>C.</b></span></p>		

**D. Ingresos ajustados**

<p><b>18. Reste C de A:</b> reste la línea 17 de la línea 9.</p>	<p><b>D. \$</b></p>	
--	---------------------	--

(Gire la hoja)

**E. Gastos de albergue**

<p><b>19. Alquiler o hipoteca bimensual real facturada al hogar</b> (para casos de albergue en hotel/ de emergencia): anote la asignación de albergue máxima para el número de integrantes del hogar.</p>	\$	
<p><b>20. Otros gastos de albergue bimensuales</b> (Impuestos a bienes inmuebles, seguros, cuota de instalación de servicios públicos, etc.)</p>		
<p><b>21. Asignación bimensual de servicios públicos:</b> seleccione la asignación de servicios públicos correcta (<b>a, b, c</b> o <b>d</b>) y anote el monto en la línea que corresponda.</p> <p><b>a) Si el hogar no ha recibido pagos de HEAP mayores de \$20 en los últimos 12 meses, anote cero (0) para el código de albergue 23.</b></p>		
<p><b>b) Con gastos de calefacción o aire acondicionado, o recibo de pagos de HEAP mayores de \$20 en los últimos 12 meses:</b> anote \$496.00 como asignación estándar bimensual combinada para la calefacción, servicios públicos y teléfono.</p>		
<p><b>c) Solo con gastos de servicios públicos:</b> (para los hogares inelegibles para recibir la asignación de calefacción/ aire acondicionado <i>SUA</i>): anote \$195.50 como asignación bimensual combinada para los servicios públicos y teléfono.</p>		
<p><b>d) Solo con gastos de teléfono:</b>(para los hogares inelegibles para recibir la asignación para servicios públicos o de calefacción/aire acondicionado <i>SUA</i>, excepto el código de albergue <b>23</b>): anote \$15.50.</p>		
<p><b>22. Sume las líneas 19 y 20, y además 21b, 21c o 21d, según corresponda</b></p>	<b>E.</b>	

**F. Exceso de deducciones de albergue**

<p><b>23. Anote D (gastos de albergue):</b> anote el monto de la línea 22.</p>	\$	
<p><b>24. Anote 1/2 (la mitad) de D (ingresos ajustados):</b> anote la mitad del monto de la línea 18.</p>		
<p><b>25. Exceso de gastos de albergue:</b> reste la línea 24 de la línea 23. Si el monto de la línea 23 es menor que el de la línea 24, anote cero (0).</p>	<b>F.</b>	

**G. Ingresos netos bimensuales de SNAP**

<p><b>26. Anote D (ingresos ajustados):</b> anote el monto de la línea 18.</p>	\$	
<p><b>27. Anote F (exceso de deducciones de albergue):</b> anote el monto de la línea 25.</p>		
<p><b>28. Ingresos netos bimensuales de SNAP:</b> reste la línea 27 de la línea 26.</p>	<b>G.</b>	

(Gire la hoja)



**H. Prueba del 100% de los ingresos netos bimensuales.**

**Si el hogar es categóricamente elegible, no haga esta prueba y vaya directamente al cálculo de beneficios de SNAP.**

<p><b>29. Anote aquí el monto de ingresos netos bimensuales según el número de integrantes del hogar que aparece en la tabla.</b></p>		<p><b>Número de integrantes del hogar</b></p>	<p><b>100% de los ingresos netos bimensuales</b></p>
<p><b>30. Compare el monto de la línea 28 con el de la línea 29.</b></p> <p>a) Si el monto de la línea 28 es mayor que el de la línea 29, el hogar es inelegible para beneficios de SNAP. <b>Deténgase aquí. Marque la casilla Inelegible.</b></p> <p>b) Si el monto de la línea 28 es menor o igual al de la línea 29, el hogar cumple el 100% de la prueba de ingresos netos mensuales. <b>Marque la casilla Elegible y complete la Sección I.</b></p>	<p><input type="checkbox"/> <b>Inelegible</b></p> <p><input type="checkbox"/> <b>Elegible</b></p>	<p><b>1</b></p>	<p>\$607.50</p>
		<p><b>2</b></p>	<p>\$822.00</p>
		<p><b>3</b></p>	<p>\$1,036.00</p>
		<p><b>4</b></p>	<p>\$1,250.00</p>
		<p><b>5</b></p>	<p>\$1,464.50</p>
		<p><b>6</b></p>	<p>\$1,678.50</p>
		<p><b>7</b></p>	<p>\$1,892.50</p>
		<p><b>8</b></p>	<p>\$2,107.00</p>
		<p><b>Cada integrante adicional</b></p>	<p>+ \$214.50</p>

**I. Cálculo de beneficios de SNAP**

<p><b>31. Ingresos netos mensuales de SNAP:</b> multiplique el monto de la línea 28 por 2.</p>		
<p><b>32. Asignación:</b> consulte las tablas en los formularios <b>W-129F/W-129FF</b> y utilice los ingresos de la línea 31 de este formulario y el número de integrantes del hogar de la casilla H de la <b>página 1</b> (Número de personas elegibles).</p>		
<p><b>33. Monto recuperado:</b> anote el monto recuperado; de no haberlo, anote cero (0).</p>		
<p><b>34. Asignación después de la recuperación:</b> reste la línea 33 de la línea 32.</p>		

Autorizado por: \_\_\_\_\_

Fecha: \_\_\_\_\_

**Schedule of  
Supplemental Nutrition Assistance Program  
(SNAP) Issuance**

**Effective October 1, 2023**

**SAMPLE**

**(Households of One to Ten Persons)**



**Department of  
Social Services**  
Human Resources Administration  
Department of Homeless Services

Family Independence  
Administration

## How to Determine Monthly Supplemental Nutrition Assistance Program (SNAP) Allotment

To manually determine a household's monthly SNAP allotment:

Calculate the household's net monthly income using the Monthly Supplemental Nutrition Assistance Program (SNAP) Budget Worksheet (NCA) (**W-122A**), Monthly Supplemental Nutrition Assistance Program (SNAP) Budget Worksheet (NCA – SSI/Aged/ Disabled) (**W-122AA**), Supplemental Nutrition Assistance Program (SNAP) Budget Worksheet (CA) (**W-122D**), or the Supplemental Nutrition Assistance Program (SNAP) Budget Worksheet (CA – SSI/Aged/Disabled) (**W-122DD**), as appropriate.

Next, find the SNAP allotment by reading the **W-129F** (for households of **one to ten** persons) or the **W-129FF** (for households of **eleven to twenty** persons) down for the appropriate income and across for the appropriate household size.

Households of **one** and **two** persons who are eligible for SNAP will be eligible for benefits of at least \$23.

To calculate the SNAP allotment manually for household sizes of **21** persons and larger:

- Add \$219 for each additional household member over **20** persons to the maximum allotment for a household of **20** persons to get the maximum allotment for the household size;
- Multiply the household's net monthly income by 30 percent and round the amount up to the next whole dollar if it ends in cents;
- Subtract the amount (30 percent of the net monthly income) from the maximum allotment for the household size.

**Basis of Issuance  
 October 1, 2023**

Reduction Amt: 30%

Monthly Net Income	----- Coupon / EBT Allotments by Household Size -----									
	Number of Persons in the Household									
	1 Person	2 Persons	3 Persons	4 Persons	5 Persons	6 Persons	7 Persons	8 Persons	9 Persons	10 Persons
0.00 - 0.03	291	535	766	973	1155	1386	1532	1751	1970	2189
0.04 - 3.36	290	534	765	972	1154	1385	1531	1750	1969	2188
3.37 - 6.69	289	533	764	971	1153	1384	1530	1749	1968	2187
6.70 - 10.03	288	532	763	970	1152	1383	1529	1748	1967	2186
10.04 - 13.36	287	531	762	969	1151	1382	1528	1747	1966	2185
13.37 - 16.69	286	530	761	968	1150	1381	1527	1746	1965	2184
16.70 - 20.03	285	529	760	967	1149	1380	1526	1745	1964	2183
20.04 - 23.36	284	528	759	966	1148	1379	1525	1744	1963	2182
23.37 - 26.69	283	527	758	965	1147	1378	1524	1743	1962	2181
26.70 - 30.03	282	526	757	964	1146	1377	1523	1742	1961	2180
30.04 - 33.36	281	525	756	963	1145	1376	1522	1741	1960	2179
33.37 - 36.69	280	524	755	962	1144	1375	1521	1740	1959	2178
36.70 - 40.03	279	523	754	961	1143	1374	1520	1739	1958	2177
40.04 - 43.36	278	522	753	960	1142	1373	1519	1738	1957	2176
43.37 - 46.69	277	521	752	959	1141	1372	1518	1737	1956	2175
46.70 - 50.03	276	520	751	958	1140	1371	1517	1736	1955	2174
50.04 - 53.36	275	519	750	957	1139	1370	1516	1735	1954	2173
53.37 - 56.69	274	518	749	956	1138	1369	1515	1734	1953	2172
56.70 - 60.03	273	517	748	955	1137	1368	1514	1733	1952	2171
60.04 - 63.36	272	516	747	954	1136	1367	1513	1732	1951	2170
63.37 - 66.69	271	515	746	953	1135	1366	1512	1731	1950	2169
66.70 - 70.03	270	514	745	952	1134	1365	1511	1730	1949	2168
70.04 - 73.36	269	513	744	951	1133	1364	1510	1729	1948	2167
73.37 - 76.69	268	512	743	950	1132	1363	1509	1728	1947	2166
76.70 - 80.03	267	511	742	949	1131	1362	1508	1727	1946	2165
80.04 - 83.36	266	510	741	948	1130	1361	1507	1726	1945	2164
83.37 - 86.69	265	509	740	947	1129	1360	1506	1725	1944	2163
86.70 - 90.03	264	508	739	946	1128	1359	1505	1724	1943	2162
90.04 - 93.36	263	507	738	945	1127	1358	1504	1723	1942	2161
93.37 - 96.69	262	506	737	944	1126	1357	1503	1722	1941	2160

**Basis of Issuance  
 October 1, 2023**

Reduction Amt: 30%

Monthly Net Income	----- Coupon / EBT Allotments by Household Size -----										
	Number of Persons in the Household										
	1 Person	2 Persons	3 Persons	4 Persons	5 Persons	6 Persons	7 Persons	8 Persons	9 Persons	10 Persons	
96.70 - 100.03	261	505	736	943	1125	1356	1502	1721	1940	2159	
100.04 - 103.36	260	504	735	942	1124	1355	1501	1720	1939	2158	
103.37 - 106.69	259	503	734	941	1123	1354	1500	1719	1938	2157	
106.70 - 110.03	258	502	733	940	1122	1353	1499	1718	1937	2156	
110.04 - 113.36	257	501	732	939	1121	1352	1498	1717	1936	2155	
113.37 - 116.69	256	500	731	938	1120	1351	1497	1716	1935	2154	
116.70 - 120.03	255	499	730	937	1119	1350	1496	1715	1934	2153	
120.04 - 123.36	254	498	729	936	1118	1349	1495	1714	1933	2152	
123.37 - 126.69	253	497	728	935	1117	1348	1494	1713	1932	2151	
126.70 - 130.03	252	496	727	934	1116	1347	1493	1712	1931	2150	
130.04 - 133.36	251	495	726	933	1115	1346	1492	1711	1930	2149	
133.37 - 136.69	250	494	725	932	1114	1345	1491	1710	1929	2148	
136.70 - 140.03	249	493	724	931	1113	1344	1490	1709	1928	2147	
140.04 - 143.36	248	492	723	930	1112	1343	1489	1708	1927	2146	
143.37 - 146.69	247	491	722	929	1111	1342	1488	1707	1926	2145	
146.70 - 150.03	246	490	721	928	1110	1341	1487	1706	1925	2144	
150.04 - 153.36	245	489	720	927	1109	1340	1486	1705	1924	2143	
153.37 - 156.69	244	488	719	926	1108	1339	1485	1704	1923	2142	
156.70 - 160.03	243	487	718	925	1107	1338	1484	1703	1922	2141	
160.04 - 163.36	242	486	717	924	1106	1337	1483	1702	1921	2140	
163.37 - 166.69	241	485	716	923	1105	1336	1482	1701	1920	2139	
166.70 - 170.03	240	484	715	922	1104	1335	1481	1700	1919	2138	
170.04 - 173.36	239	483	714	921	1103	1334	1480	1699	1918	2137	
173.37 - 176.69	238	482	713	920	1102	1333	1479	1698	1917	2136	
176.70 - 180.03	237	481	712	919	1101	1332	1478	1697	1916	2135	
180.04 - 183.36	236	480	711	918	1100	1331	1477	1696	1915	2134	
183.37 - 186.69	235	479	710	917	1099	1330	1476	1695	1914	2133	
186.70 - 190.03	234	478	709	916	1098	1329	1475	1694	1913	2132	
190.04 - 193.36	233	477	708	915	1097	1328	1474	1693	1912	2131	
193.37 - 196.69	232	476	707	914	1096	1327	1473	1692	1911	2130	
196.70 - 200.03	231	475	706	913	1095	1326	1472	1691	1910	2129	

**Basis of Issuance  
 October 1, 2023**

Reduction Amt: 30%

Monthly Net Income		----- Coupon / EBT Allotments by Household Size -----									
		Number of Persons in the Household									
		1 Person	2 Persons	3 Persons	4 Persons	5 Persons	6 Persons	7 Persons	8 Persons	9 Persons	10 Persons
200.04	- 203.36	230	474	705	912	1094	1325	1471	1690	1909	2128
203.37	- 206.69	229	473	704	911	1093	1324	1470	1689	1908	2127
206.70	- 210.03	228	472	703	910	1092	1323	1469	1688	1907	2126
210.04	- 213.36	227	471	702	909	1091	1322	1468	1687	1906	2125
213.37	- 216.69	226	470	701	908	1090	1321	1467	1686	1905	2124
216.70	- 220.03	225	469	700	907	1089	1320	1466	1685	1904	2123
220.04	- 223.36	224	468	699	906	1088	1319	1465	1684	1903	2122
223.37	- 226.69	223	467	698	905	1087	1318	1464	1683	1902	2121
226.70	- 230.03	222	466	697	904	1086	1317	1463	1682	1901	2120
230.04	- 233.36	221	465	696	903	1085	1316	1462	1681	1900	2119
233.37	- 236.69	220	464	695	902	1084	1315	1461	1680	1899	2118
236.70	- 240.03	219	463	694	901	1083	1314	1460	1679	1898	2117
240.04	- 243.36	218	462	693	900	1082	1313	1459	1678	1897	2116
243.37	- 246.69	217	461	692	899	1081	1312	1458	1677	1896	2115
246.70	- 250.03	216	460	691	898	1080	1311	1457	1676	1895	2114
250.04	- 253.36	215	459	690	897	1079	1310	1456	1675	1894	2113
253.37	- 256.69	214	458	689	896	1078	1309	1455	1674	1893	2112
256.70	- 260.03	213	457	688	895	1077	1308	1454	1673	1892	2111
260.04	- 263.36	212	456	687	894	1076	1307	1453	1672	1891	2110
263.37	- 266.69	211	455	686	893	1075	1306	1452	1671	1890	2109
266.70	- 270.03	210	454	685	892	1074	1305	1451	1670	1889	2108
270.04	- 273.36	209	453	684	891	1073	1304	1450	1669	1888	2107
273.37	- 276.69	208	452	683	890	1072	1303	1449	1668	1887	2106
276.70	- 280.03	207	451	682	889	1071	1302	1448	1667	1886	2105
280.04	- 283.36	206	450	681	888	1070	1301	1447	1666	1885	2104
283.37	- 286.69	205	449	680	887	1069	1300	1446	1665	1884	2103
286.70	- 290.03	204	448	679	886	1068	1299	1445	1664	1883	2102
290.04	- 293.36	203	447	678	885	1067	1298	1444	1663	1882	2101
293.37	- 296.69	202	446	677	884	1066	1297	1443	1662	1881	2100
296.70	- 300.03	201	445	676	883	1065	1296	1442	1661	1880	2099
300.04	- 303.36	200	444	675	882	1064	1295	1441	1660	1879	2098

**Basis of Issuance  
 October 1, 2023**

Reduction Amt: 30%

Monthly Net Income	----- Coupon / EBT Allotments by Household Size -----										
	Number of Persons in the Household										
	1 Person	2 Persons	3 Persons	4 Persons	5 Persons	6 Persons	7 Persons	8 Persons	9 Persons	10 Persons	
303.37 - 306.69	199	443	674	881	1063	1294	1440	1659	1878	2097	
306.70 - 310.03	198	442	673	880	1062	1293	1439	1658	1877	2096	
310.04 - 313.36	197	441	672	879	1061	1292	1438	1657	1876	2095	
313.37 - 316.69	196	440	671	878	1060	1291	1437	1656	1875	2094	
316.70 - 320.03	195	439	670	877	1059	1290	1436	1655	1874	2093	
320.04 - 323.36	194	438	669	876	1058	1289	1435	1654	1873	2092	
323.37 - 326.69	193	437	668	875	1057	1288	1434	1653	1872	2091	
326.70 - 330.03	192	436	667	874	1056	1287	1433	1652	1871	2090	
330.04 - 333.36	191	435	666	873	1055	1286	1432	1651	1870	2089	
333.37 - 336.69	190	434	665	872	1054	1285	1431	1650	1869	2088	
336.70 - 340.03	189	433	664	871	1053	1284	1430	1649	1868	2087	
340.04 - 343.36	188	432	663	870	1052	1283	1429	1648	1867	2086	
343.37 - 346.69	187	431	662	869	1051	1282	1428	1647	1866	2085	
346.70 - 350.03	186	430	661	868	1050	1281	1427	1646	1865	2084	
350.04 - 353.36	185	429	660	867	1049	1280	1426	1645	1864	2083	
353.37 - 356.69	184	428	659	866	1048	1279	1425	1644	1863	2082	
356.70 - 360.03	183	427	658	865	1047	1278	1424	1643	1862	2081	
360.04 - 363.36	182	426	657	864	1046	1277	1423	1642	1861	2080	
363.37 - 366.69	181	425	656	863	1045	1276	1422	1641	1860	2079	
366.70 - 370.03	180	424	655	862	1044	1275	1421	1640	1859	2078	
370.04 - 373.36	179	423	654	861	1043	1274	1420	1639	1858	2077	
373.37 - 376.69	178	422	653	860	1042	1273	1419	1638	1857	2076	
376.70 - 380.03	177	421	652	859	1041	1272	1418	1637	1856	2075	
380.04 - 383.36	176	420	651	858	1040	1271	1417	1636	1855	2074	
383.37 - 386.69	175	419	650	857	1039	1270	1416	1635	1854	2073	
386.70 - 390.03	174	418	649	856	1038	1269	1415	1634	1853	2072	
390.04 - 393.36	173	417	648	855	1037	1268	1414	1633	1852	2071	
393.37 - 396.69	172	416	647	854	1036	1267	1413	1632	1851	2070	
396.70 - 400.03	171	415	646	853	1035	1266	1412	1631	1850	2069	
400.04 - 403.36	170	414	645	852	1034	1265	1411	1630	1849	2068	
403.37 - 406.69	169	413	644	851	1033	1264	1410	1629	1848	2067	

**Basis of Issuance  
October 1, 2023**

Reduction Amt: 30%

Monthly Net Income		----- Coupon / EBT Allotments by Household Size -----									
		Number of Persons in the Household									
		1 Person	2 Persons	3 Persons	4 Persons	5 Persons	6 Persons	7 Persons	8 Persons	9 Persons	10 Persons
406.70	- 410.03	168	412	643	850	1032	1263	1409	1628	1847	2066
410.04	- 413.36	167	411	642	849	1031	1262	1408	1627	1846	2065
413.37	- 416.69	166	410	641	848	1030	1261	1407	1626	1845	2064
416.70	- 420.03	165	409	640	847	1029	1260	1406	1625	1844	2063
420.04	- 423.36	164	408	639	846	1028	1259	1405	1624	1843	2062
423.37	- 426.69	163	407	638	845	1027	1258	1404	1623	1842	2061
426.70	- 430.03	162	406	637	844	1026	1257	1403	1622	1841	2060
430.04	- 433.36	161	405	636	843	1025	1256	1402	1621	1840	2059
433.37	- 436.69	160	404	635	842	1024	1255	1401	1620	1839	2058
436.70	- 440.03	159	403	634	841	1023	1254	1400	1619	1838	2057
440.04	- 443.36	158	402	633	840	1022	1253	1399	1618	1837	2056
443.37	- 446.69	157	401	632	839	1021	1252	1398	1617	1836	2055
446.70	- 450.03	156	400	631	838	1020	1251	1397	1616	1835	2054
450.04	- 453.36	155	399	630	837	1019	1250	1396	1615	1834	2053
453.37	- 456.69	154	398	629	836	1018	1249	1395	1614	1833	2052
456.70	- 460.03	153	397	628	835	1017	1248	1394	1613	1832	2051
460.04	- 463.36	152	396	627	834	1016	1247	1393	1612	1831	2050
463.37	- 466.69	151	395	626	833	1015	1246	1392	1611	1830	2049
466.70	- 470.03	150	394	625	832	1014	1245	1391	1610	1829	2048
470.04	- 473.36	149	393	624	831	1013	1244	1390	1609	1828	2047
473.37	- 476.69	148	392	623	830	1012	1243	1389	1608	1827	2046
476.70	- 480.03	147	391	622	829	1011	1242	1388	1607	1826	2045
480.04	- 483.36	146	390	621	828	1010	1241	1387	1606	1825	2044
483.37	- 486.69	145	389	620	827	1009	1240	1386	1605	1824	2043
486.70	- 490.03	144	388	619	826	1008	1239	1385	1604	1823	2042
490.04	- 493.36	143	387	618	825	1007	1238	1384	1603	1822	2041
493.37	- 496.69	142	386	617	824	1006	1237	1383	1602	1821	2040
496.70	- 500.03	141	385	616	823	1005	1236	1382	1601	1820	2039
500.04	- 503.36	140	384	615	822	1004	1235	1381	1600	1819	2038
503.37	- 506.69	139	383	614	821	1003	1234	1380	1599	1818	2037
506.70	- 510.03	138	382	613	820	1002	1233	1379	1598	1817	2036



**Basis of Issuance  
October 1, 2023**

Reduction Amt: 30%

Monthly Net Income	----- Coupon / EBT Allotments by Household Size -----									
	Number of Persons in the Household									
	1 Person	2 Persons	3 Persons	4 Persons	5 Persons	6 Persons	7 Persons	8 Persons	9 Persons	10 Persons
510.04 - 513.36	137	381	612	819	1001	1232	1378	1597	1816	2035
513.37 - 516.69	136	380	611	818	1000	1231	1377	1596	1815	2034
516.70 - 520.03	135	379	610	817	999	1230	1376	1595	1814	2033
520.04 - 523.36	134	378	609	816	998	1229	1375	1594	1813	2032
523.37 - 526.69	133	377	608	815	997	1228	1374	1593	1812	2031
526.70 - 530.03	132	376	607	814	996	1227	1373	1592	1811	2030
530.04 - 533.36	131	375	606	813	995	1226	1372	1591	1810	2029
533.37 - 536.69	130	374	605	812	994	1225	1371	1590	1809	2028
536.70 - 540.03	129	373	604	811	993	1224	1370	1589	1808	2027
540.04 - 543.36	128	372	603	810	992	1223	1369	1588	1807	2026
543.37 - 546.69	127	371	602	809	991	1222	1368	1587	1806	2025
546.70 - 550.03	126	370	601	808	990	1221	1367	1586	1805	2024
550.04 - 553.36	125	369	600	807	989	1220	1366	1585	1804	2023
553.37 - 556.69	124	368	599	806	988	1219	1365	1584	1803	2022
556.70 - 560.03	123	367	598	805	987	1218	1364	1583	1802	2021
560.04 - 563.36	122	366	597	804	986	1217	1363	1582	1801	2020
563.37 - 566.69	121	365	596	803	985	1216	1362	1581	1800	2019
566.70 - 570.03	120	364	595	802	984	1215	1361	1580	1799	2018
570.04 - 573.36	119	363	594	801	983	1214	1360	1579	1798	2017
573.37 - 576.69	118	362	593	800	982	1213	1359	1578	1797	2016
576.70 - 580.03	117	361	592	799	981	1212	1358	1577	1796	2015
580.04 - 583.36	116	360	591	798	980	1211	1357	1576	1795	2014
583.37 - 586.69	115	359	590	797	979	1210	1356	1575	1794	2013
586.70 - 590.03	114	358	589	796	978	1209	1355	1574	1793	2012
590.04 - 593.36	113	357	588	795	977	1208	1354	1573	1792	2011
593.37 - 596.69	112	356	587	794	976	1207	1353	1572	1791	2010
596.70 - 600.03	111	355	586	793	975	1206	1352	1571	1790	2009
600.04 - 603.36	110	354	585	792	974	1205	1351	1570	1789	2008
603.37 - 606.69	109	353	584	791	973	1204	1350	1569	1788	2007
606.70 - 610.03	108	352	583	790	972	1203	1349	1568	1787	2006

**Basis of Issuance  
October 1, 2023**

Reduction Amt: 30%

Monthly Net Income	----- Coupon / EBT Allotments by Household Size -----										
	Number of Persons in the Household										
	1 Person	2 Persons	3 Persons	4 Persons	5 Persons	6 Persons	7 Persons	8 Persons	9 Persons	10 Persons	
610.04 - 613.36	107	351	582	789	971	1202	1348	1567	1786	2005	
613.37 - 616.69	106	350	581	788	970	1201	1347	1566	1785	2004	
616.70 - 620.03	105	349	580	787	969	1200	1346	1565	1784	2003	
620.04 - 623.36	104	348	579	786	968	1199	1345	1564	1783	2002	
623.37 - 626.69	103	347	578	785	967	1198	1344	1563	1782	2001	
626.70 - 630.03	102	346	577	784	966	1197	1343	1562	1781	2000	
630.04 - 633.36	101	345	576	783	965	1196	1342	1561	1780	1999	
633.37 - 636.69	100	344	575	782	964	1195	1341	1560	1779	1998	
636.70 - 640.03	99	343	574	781	963	1194	1340	1559	1778	1997	
640.04 - 643.36	98	342	573	780	962	1193	1339	1558	1777	1996	
643.37 - 646.69	97	341	572	779	961	1192	1338	1557	1776	1995	
646.70 - 650.03	96	340	571	778	960	1191	1337	1556	1775	1994	
650.04 - 653.36	95	339	570	777	959	1190	1336	1555	1774	1993	
653.37 - 656.69	94	338	569	776	958	1189	1335	1554	1773	1992	
656.70 - 660.03	93	337	568	775	957	1188	1334	1553	1772	1991	
660.04 - 663.36	92	336	567	774	956	1187	1333	1552	1771	1990	
663.37 - 666.69	91	335	566	773	955	1186	1332	1551	1770	1989	
666.70 - 670.03	90	334	565	772	954	1185	1331	1550	1769	1988	
670.04 - 673.36	89	333	564	771	953	1184	1330	1549	1768	1987	
673.37 - 676.69	88	332	563	770	952	1183	1329	1548	1767	1986	
676.70 - 680.03	87	331	562	769	951	1182	1328	1547	1766	1985	
680.04 - 683.36	86	330	561	768	950	1181	1327	1546	1765	1984	
683.37 - 686.69	85	329	560	767	949	1180	1326	1545	1764	1983	
686.70 - 690.03	84	328	559	766	948	1179	1325	1544	1763	1982	
690.04 - 693.36	83	327	558	765	947	1178	1324	1543	1762	1981	
693.37 - 696.69	82	326	557	764	946	1177	1323	1542	1761	1980	
696.70 - 700.03	81	325	556	763	945	1176	1322	1541	1760	1979	
700.04 - 703.36	80	324	555	762	944	1175	1321	1540	1759	1978	
703.37 - 706.69	79	323	554	761	943	1174	1320	1539	1758	1977	
706.70 - 710.03	78	322	553	760	942	1173	1319	1538	1757	1976	
710.04 - 713.36	77	321	552	759	941	1172	1318	1537	1756	1975	

**Basis of Issuance  
 October 1, 2023**

Reduction Amt: 30%

Monthly Net Income	----- Coupon / EBT Allotments by Household Size -----										
	Number of Persons in the Household										
	1 Person	2 Persons	3 Persons	4 Persons	5 Persons	6 Persons	7 Persons	8 Persons	9 Persons	10 Persons	
713.37 - 716.69	76	320	551	758	940	1171	1317	1536	1755	1974	
716.70 - 720.03	75	319	550	757	939	1170	1316	1535	1754	1973	
720.04 - 723.36	74	318	549	756	938	1169	1315	1534	1753	1972	
723.37 - 726.69	73	317	548	755	937	1168	1314	1533	1752	1971	
726.70 - 730.03	72	316	547	754	936	1167	1313	1532	1751	1970	
730.04 - 733.36	71	315	546	753	935	1166	1312	1531	1750	1969	
733.37 - 736.69	70	314	545	752	934	1165	1311	1530	1749	1968	
736.70 - 740.03	69	313	544	751	933	1164	1310	1529	1748	1967	
740.04 - 743.36	68	312	543	750	932	1163	1309	1528	1747	1966	
743.37 - 746.69	67	311	542	749	931	1162	1308	1527	1746	1965	
746.70 - 750.03	66	310	541	748	930	1161	1307	1526	1745	1964	
750.04 - 753.36	65	309	540	747	929	1160	1306	1525	1744	1963	
753.37 - 756.69	64	308	539	746	928	1159	1305	1524	1743	1962	
756.70 - 760.03	63	307	538	745	927	1158	1304	1523	1742	1961	
760.04 - 763.36	62	306	537	744	926	1157	1303	1522	1741	1960	
763.37 - 766.69	61	305	536	743	925	1156	1302	1521	1740	1959	
766.70 - 770.03	60	304	535	742	924	1155	1301	1520	1739	1958	
770.04 - 773.36	59	303	534	741	923	1154	1300	1519	1738	1957	
773.37 - 776.69	58	302	533	740	922	1153	1299	1518	1737	1956	
776.70 - 780.03	57	301	532	739	921	1152	1298	1517	1736	1955	
780.04 - 783.36	56	300	531	738	920	1151	1297	1516	1735	1954	
783.37 - 786.69	55	299	530	737	919	1150	1296	1515	1734	1953	
786.70 - 790.03	54	298	529	736	918	1149	1295	1514	1733	1952	
790.04 - 793.36	53	297	528	735	917	1148	1294	1513	1732	1951	
793.37 - 796.69	52	296	527	734	916	1147	1293	1512	1731	1950	
796.70 - 800.03	51	295	526	733	915	1146	1292	1511	1730	1949	
800.04 - 803.36	50	294	525	732	914	1145	1291	1510	1729	1948	
803.37 - 806.69	49	293	524	731	913	1144	1290	1509	1728	1947	
806.70 - 810.03	48	292	523	730	912	1143	1289	1508	1727	1946	
810.04 - 813.36	47	291	522	729	911	1142	1288	1507	1726	1945	
813.37 - 816.69	46	290	521	728	910	1141	1287	1506	1725	1944	

**Basis of Issuance  
October 1, 2023**

Reduction Amt: 30%

Monthly Net Income	----- Coupon / EBT Allotments by Household Size -----									
	Number of Persons in the Household									
	1 Person	2 Persons	3 Persons	4 Persons	5 Persons	6 Persons	7 Persons	8 Persons	9 Persons	10 Persons
816.70 - 820.03	45	289	520	727	909	1140	1286	1505	1724	1943
820.04 - 823.36	44	288	519	726	908	1139	1285	1504	1723	1942
823.37 - 826.69	43	287	518	725	907	1138	1284	1503	1722	1941
826.70 - 830.03	42	286	517	724	906	1137	1283	1502	1721	1940
830.04 - 833.36	41	285	516	723	905	1136	1282	1501	1720	1939
833.37 - 836.69	40	284	515	722	904	1135	1281	1500	1719	1938
836.70 - 840.03	39	283	514	721	903	1134	1280	1499	1718	1937
840.04 - 843.36	38	282	513	720	902	1133	1279	1498	1717	1936
843.37 - 846.69	37	281	512	719	901	1132	1278	1497	1716	1935
846.70 - 850.03	36	280	511	718	900	1131	1277	1496	1715	1934
850.04 - 853.36	35	279	510	717	899	1130	1276	1495	1714	1933
853.37 - 856.69	34	278	509	716	898	1129	1275	1494	1713	1932
856.70 - 860.03	33	277	508	715	897	1128	1274	1493	1712	1931
860.04 - 863.36	32	276	507	714	896	1127	1273	1492	1711	1930
863.37 - 866.69	31	275	506	713	895	1126	1272	1491	1710	1929
866.70 - 870.03	30	274	505	712	894	1125	1271	1490	1709	1928
870.04 - 873.36	29	273	504	711	893	1124	1270	1489	1708	1927
873.37 - 876.69	28	272	503	710	892	1123	1269	1488	1707	1926
876.70 - 880.03	27	271	502	709	891	1122	1268	1487	1706	1925
880.04 - 883.36	26	270	501	708	890	1121	1267	1486	1705	1924
883.37 - 886.69	25	269	500	707	889	1120	1266	1485	1704	1923
886.70 - 890.03	24	268	499	706	888	1119	1265	1484	1703	1922
890.04 - 893.36	23	267	498	705	887	1118	1264	1483	1702	1921
893.37 - 896.69	23	266	497	704	886	1117	1263	1482	1701	1920
896.70 - 900.03	23	265	496	703	885	1116	1262	1481	1700	1919
900.04 - 903.36	23	264	495	702	884	1115	1261	1480	1699	1918
903.37 - 906.69	23	263	494	701	883	1114	1260	1479	1698	1917
906.70 - 910.03	23	262	493	700	882	1113	1259	1478	1697	1916
910.04 - 913.36	23	261	492	699	881	1112	1258	1477	1696	1915
913.37 - 916.69	23	260	491	698	880	1111	1257	1476	1695	1914
916.70 - 920.03	23	259	490	697	879	1110	1256	1475	1694	1913

**Basis of Issuance  
 October 1, 2023**

Reduction Amt: 30%

Monthly Net Income	----- Coupon / EBT Allotments by Household Size -----									
	Number of Persons in the Household									
	1 Person	2 Persons	3 Persons	4 Persons	5 Persons	6 Persons	7 Persons	8 Persons	9 Persons	10 Persons
920.04 - 923.36	23	258	489	696	878	1109	1255	1474	1693	1912
923.37 - 926.69	23	257	488	695	877	1108	1254	1473	1692	1911
926.70 - 930.03	23	256	487	694	876	1107	1253	1472	1691	1910
930.04 - 933.36	23	255	486	693	875	1106	1252	1471	1690	1909
933.37 - 936.69	23	254	485	692	874	1105	1251	1470	1689	1908
936.70 - 940.03	23	253	484	691	873	1104	1250	1469	1688	1907
940.04 - 943.36	23	252	483	690	872	1103	1249	1468	1687	1906
943.37 - 946.69	23	251	482	689	871	1102	1248	1467	1686	1905
946.70 - 950.03	23	250	481	688	870	1101	1247	1466	1685	1904
950.04 - 953.36	23	249	480	687	869	1100	1246	1465	1684	1903
953.37 - 956.69	23	248	479	686	868	1099	1245	1464	1683	1902
956.70 - 960.03	23	247	478	685	867	1098	1244	1463	1682	1901
960.04 - 963.36	23	246	477	684	866	1097	1243	1462	1681	1900
963.37 - 966.69	23	245	476	683	865	1096	1242	1461	1680	1899
966.70 - 970.03	23	244	475	682	864	1095	1241	1460	1679	1898
970.04 - 973.36	23	243	474	681	863	1094	1240	1459	1678	1897
973.37 - 976.69	23	242	473	680	862	1093	1239	1458	1677	1896
976.70 - 980.03	23	241	472	679	861	1092	1238	1457	1676	1895
980.04 - 983.36	23	240	471	678	860	1091	1237	1456	1675	1894
983.37 - 986.69	23	239	470	677	859	1090	1236	1455	1674	1893
986.70 - 990.03	23	238	469	676	858	1089	1235	1454	1673	1892
990.04 - 993.36	23	237	468	675	857	1088	1234	1453	1672	1891
993.37 - 996.69	23	236	467	674	856	1087	1233	1452	1671	1890
996.70 - 1000.03	23	235	466	673	855	1086	1232	1451	1670	1889
1000.04 - 1003.36	23	234	465	672	854	1085	1231	1450	1669	1888
1003.37 - 1006.69	23	233	464	671	853	1084	1230	1449	1668	1887
1006.70 - 1010.03	23	232	463	670	852	1083	1229	1448	1667	1886
1010.04 - 1013.36	23	231	462	669	851	1082	1228	1447	1666	1885
1013.37 - 1016.69	23	230	461	668	850	1081	1227	1446	1665	1884
1016.70 - 1020.03	23	229	460	667	849	1080	1226	1445	1664	1883
1020.04 - 1023.36	23	228	459	666	848	1079	1225	1444	1663	1882

**Basis of Issuance  
October 1, 2023**

Reduction Amt: 30%

Monthly Net Income	----- Coupon / EBT Allotments by Household Size -----										
	Number of Persons in the Household										
	1 Person	2 Persons	3 Persons	4 Persons	5 Persons	6 Persons	7 Persons	8 Persons	9 Persons	10 Persons	
1023.37 - 1026.69	23	227	458	665	847	1078	1224	1443	1662	1881	
1026.70 - 1030.03	23	226	457	664	846	1077	1223	1442	1661	1880	
1030.04 - 1033.36	23	225	456	663	845	1076	1222	1441	1660	1879	
1033.37 - 1036.69	23	224	455	662	844	1075	1221	1440	1659	1878	
1036.70 - 1040.03	23	223	454	661	843	1074	1220	1439	1658	1877	
1040.04 - 1043.36	23	222	453	660	842	1073	1219	1438	1657	1876	
1043.37 - 1046.69	23	221	452	659	841	1072	1218	1437	1656	1875	
1046.70 - 1050.03	23	220	451	658	840	1071	1217	1436	1655	1874	
1050.04 - 1053.36	23	219	450	657	839	1070	1216	1435	1654	1873	
1053.37 - 1056.69	23	218	449	656	838	1069	1215	1434	1653	1872	
1056.70 - 1060.03	23	217	448	655	837	1068	1214	1433	1652	1871	
1060.04 - 1063.36	23	216	447	654	836	1067	1213	1432	1651	1870	
1063.37 - 1066.69	23	215	446	653	835	1066	1212	1431	1650	1869	
1066.70 - 1070.03	23	214	445	652	834	1065	1211	1430	1649	1868	
1070.04 - 1073.36	23	213	444	651	833	1064	1210	1429	1648	1867	
1073.37 - 1076.69	23	212	443	650	832	1063	1209	1428	1647	1866	
1076.70 - 1080.03	23	211	442	649	831	1062	1208	1427	1646	1865	
1080.04 - 1083.36	23	210	441	648	830	1061	1207	1426	1645	1864	
1083.37 - 1086.69	23	209	440	647	829	1060	1206	1425	1644	1863	
1086.70 - 1090.03	23	208	439	646	828	1059	1205	1424	1643	1862	
1090.04 - 1093.36	23	207	438	645	827	1058	1204	1423	1642	1861	
1093.37 - 1096.69	23	206	437	644	826	1057	1203	1422	1641	1860	
1096.70 - 1100.03	23	205	436	643	825	1056	1202	1421	1640	1859	
1100.04 - 1103.36	23	204	435	642	824	1055	1201	1420	1639	1858	
1103.37 - 1106.69	23	203	434	641	823	1054	1200	1419	1638	1857	
1106.70 - 1110.03	23	202	433	640	822	1053	1199	1418	1637	1856	
1110.04 - 1113.36	23	201	432	639	821	1052	1198	1417	1636	1855	
1113.37 - 1116.69	23	200	431	638	820	1051	1197	1416	1635	1854	
1116.70 - 1120.03	23	199	430	637	819	1050	1196	1415	1634	1853	
1120.04 - 1123.36	23	198	429	636	818	1049	1195	1414	1633	1852	
1123.37 - 1126.69	23	197	428	635	817	1048	1194	1413	1632	1851	

**Basis of Issuance  
 October 1, 2023**

Reduction Amt: 30%

Monthly Net Income	----- Coupon / EBT Allotments by Household Size -----										
	Number of Persons in the Household										
	1 Person	2 Persons	3 Persons	4 Persons	5 Persons	6 Persons	7 Persons	8 Persons	9 Persons	10 Persons	
1126.70 - 1130.03	23	196	427	634	816	1047	1193	1412	1631	1850	
1130.04 - 1133.36	23	195	426	633	815	1046	1192	1411	1630	1849	
1133.37 - 1136.69	23	194	425	632	814	1045	1191	1410	1629	1848	
1136.70 - 1140.03	23	193	424	631	813	1044	1190	1409	1628	1847	
1140.04 - 1143.36	23	192	423	630	812	1043	1189	1408	1627	1846	
1143.37 - 1146.69	23	191	422	629	811	1042	1188	1407	1626	1845	
1146.70 - 1150.03	23	190	421	628	810	1041	1187	1406	1625	1844	
1150.04 - 1153.36	23	189	420	627	809	1040	1186	1405	1624	1843	
1153.37 - 1156.69	23	188	419	626	808	1039	1185	1404	1623	1842	
1156.70 - 1160.03	23	187	418	625	807	1038	1184	1403	1622	1841	
1160.04 - 1163.36	23	186	417	624	806	1037	1183	1402	1621	1840	
1163.37 - 1166.69	23	185	416	623	805	1036	1182	1401	1620	1839	
1166.70 - 1170.03	23	184	415	622	804	1035	1181	1400	1619	1838	
1170.04 - 1173.36	23	183	414	621	803	1034	1180	1399	1618	1837	
1173.37 - 1176.69	23	182	413	620	802	1033	1179	1398	1617	1836	
1176.70 - 1180.03	23	181	412	619	801	1032	1178	1397	1616	1835	
1180.04 - 1183.36	23	180	411	618	800	1031	1177	1396	1615	1834	
1183.37 - 1186.69	23	179	410	617	799	1030	1176	1395	1614	1833	
1186.70 - 1190.03	23	178	409	616	798	1029	1175	1394	1613	1832	
1190.04 - 1193.36	23	177	408	615	797	1028	1174	1393	1612	1831	
1193.37 - 1196.69	23	176	407	614	796	1027	1173	1392	1611	1830	
1196.70 - 1200.03	23	175	406	613	795	1026	1172	1391	1610	1829	
1200.04 - 1203.36	23	174	405	612	794	1025	1171	1390	1609	1828	
1203.37 - 1206.69	23	173	404	611	793	1024	1170	1389	1608	1827	
1206.70 - 1210.03	23	172	403	610	792	1023	1169	1388	1607	1826	
1210.04 - 1213.36	23	171	402	609	791	1022	1168	1387	1606	1825	
1213.37 - 1216.69	23	170	401	608	790	1021	1167	1386	1605	1824	
1216.70 - 1220.03	23	169	400	607	789	1020	1166	1385	1604	1823	
1220.04 - 1223.36	23	168	399	606	788	1019	1165	1384	1603	1822	
1223.37 - 1226.69	23	167	398	605	787	1018	1164	1383	1602	1821	
1226.70 - 1230.03	23	166	397	604	786	1017	1163	1382	1601	1820	

**Basis of Issuance  
October 1, 2023**

Reduction Amt: 30%

Monthly Net Income	----- Coupon / EBT Allotments by Household Size -----									
	Number of Persons in the Household									
	1 Person	2 Persons	3 Persons	4 Persons	5 Persons	6 Persons	7 Persons	8 Persons	9 Persons	10 Persons
1230.04 - 1233.36	23	165	396	603	785	1016	1162	1381	1600	1819
1233.37 - 1236.69	23	164	395	602	784	1015	1161	1380	1599	1818
1236.70 - 1240.03	23	163	394	601	783	1014	1160	1379	1598	1817
1240.04 - 1243.36	23	162	393	600	782	1013	1159	1378	1597	1816
1243.37 - 1246.69	23	161	392	599	781	1012	1158	1377	1596	1815
1246.70 - 1250.03	23	160	391	598	780	1011	1157	1376	1595	1814
1250.04 - 1253.36	23	159	390	597	779	1010	1156	1375	1594	1813
1253.37 - 1256.69	23	158	389	596	778	1009	1155	1374	1593	1812
1256.70 - 1260.03	23	157	388	595	777	1008	1154	1373	1592	1811
1260.04 - 1263.36	23	156	387	594	776	1007	1153	1372	1591	1810
1263.37 - 1266.69	23	155	386	593	775	1006	1152	1371	1590	1809
1266.70 - 1270.03	23	154	385	592	774	1005	1151	1370	1589	1808
1270.04 - 1273.36	23	153	384	591	773	1004	1150	1369	1588	1807
1273.37 - 1276.69	23	152	383	590	772	1003	1149	1368	1587	1806
1276.70 - 1280.03	23	151	382	589	771	1002	1148	1367	1586	1805
1280.04 - 1283.36	23	150	381	588	770	1001	1147	1366	1585	1804
1283.37 - 1286.69	23	149	380	587	769	1000	1146	1365	1584	1803
1286.70 - 1290.03	23	148	379	586	768	999	1145	1364	1583	1802
1290.04 - 1293.36	23	147	378	585	767	998	1144	1363	1582	1801
1293.37 - 1296.69	23	146	377	584	766	997	1143	1362	1581	1800
1296.70 - 1300.03	23	145	376	583	765	996	1142	1361	1580	1799
1300.04 - 1303.36	23	144	375	582	764	995	1141	1360	1579	1798
1303.37 - 1306.69	23	143	374	581	763	994	1140	1359	1578	1797
1306.70 - 1310.03	23	142	373	580	762	993	1139	1358	1577	1796
1310.04 - 1313.36	23	141	372	579	761	992	1138	1357	1576	1795
1313.37 - 1316.69	23	140	371	578	760	991	1137	1356	1575	1794
1316.70 - 1320.03	23	139	370	577	759	990	1136	1355	1574	1793
1320.04 - 1323.36	23	138	369	576	758	989	1135	1354	1573	1792
1323.37 - 1326.69	23	137	368	575	757	988	1134	1353	1572	1791
1326.70 - 1330.03	23	136	367	574	756	987	1133	1352	1571	1790



**Basis of Issuance  
October 1, 2023**

Reduction Amt: 30%

Monthly Net Income	----- Coupon / EBT Allotments by Household Size -----									
	Number of Persons in the Household									
	1 Person	2 Persons	3 Persons	4 Persons	5 Persons	6 Persons	7 Persons	8 Persons	9 Persons	10 Persons
1330.04 - 1333.36	23	135	366	573	755	986	1132	1351	1570	1789
1333.37 - 1336.69	23	134	365	572	754	985	1131	1350	1569	1788
1336.70 - 1340.03	23	133	364	571	753	984	1130	1349	1568	1787
1340.04 - 1343.36	23	132	363	570	752	983	1129	1348	1567	1786
1343.37 - 1346.69	23	131	362	569	751	982	1128	1347	1566	1785
1346.70 - 1350.03	23	130	361	568	750	981	1127	1346	1565	1784
1350.04 - 1353.36	23	129	360	567	749	980	1126	1345	1564	1783
1353.37 - 1356.69	23	128	359	566	748	979	1125	1344	1563	1782
1356.70 - 1360.03	23	127	358	565	747	978	1124	1343	1562	1781
1360.04 - 1363.36	23	126	357	564	746	977	1123	1342	1561	1780
1363.37 - 1366.69	23	125	356	563	745	976	1122	1341	1560	1779
1366.70 - 1370.03	23	124	355	562	744	975	1121	1340	1559	1778
1370.04 - 1373.36	23	123	354	561	743	974	1120	1339	1558	1777
1373.37 - 1376.69	23	122	353	560	742	973	1119	1338	1557	1776
1376.70 - 1380.03	23	121	352	559	741	972	1118	1337	1556	1775
1380.04 - 1383.36	23	120	351	558	740	971	1117	1336	1555	1774
1383.37 - 1386.69	23	119	350	557	739	970	1116	1335	1554	1773
1386.70 - 1390.03	23	118	349	556	738	969	1115	1334	1553	1772
1390.04 - 1393.36	23	117	348	555	737	968	1114	1333	1552	1771
1393.37 - 1396.69	23	116	347	554	736	967	1113	1332	1551	1770
1396.70 - 1400.03	23	115	346	553	735	966	1112	1331	1550	1769
1400.04 - 1403.36	23	114	345	552	734	965	1111	1330	1549	1768
1403.37 - 1406.69	23	113	344	551	733	964	1110	1329	1548	1767
1406.70 - 1410.03	23	112	343	550	732	963	1109	1328	1547	1766
1410.04 - 1413.36	23	111	342	549	731	962	1108	1327	1546	1765
1413.37 - 1416.69	23	110	341	548	730	961	1107	1326	1545	1764
1416.70 - 1420.03	23	109	340	547	729	960	1106	1325	1544	1763
1420.04 - 1423.36	23	108	339	546	728	959	1105	1324	1543	1762
1423.37 - 1426.69	23	107	338	545	727	958	1104	1323	1542	1761
1426.70 - 1430.03	23	106	337	544	726	957	1103	1322	1541	1760
1430.04 - 1433.36	23	105	336	543	725	956	1102	1321	1540	1759

**Basis of Issuance  
October 1, 2023**

Reduction Amt: 30%

Monthly Net Income	----- Coupon / EBT Allotments by Household Size -----										
	Number of Persons in the Household										
	1 Person	2 Persons	3 Persons	4 Persons	5 Persons	6 Persons	7 Persons	8 Persons	9 Persons	10 Persons	
1433.37 - 1436.69	23	104	335	542	724	955	1101	1320	1539	1758	
1436.70 - 1440.03	23	103	334	541	723	954	1100	1319	1538	1757	
1440.04 - 1443.36	23	102	333	540	722	953	1099	1318	1537	1756	
1443.37 - 1446.69	23	101	332	539	721	952	1098	1317	1536	1755	
1446.70 - 1450.03	23	100	331	538	720	951	1097	1316	1535	1754	
1450.04 - 1453.36	23	99	330	537	719	950	1096	1315	1534	1753	
1453.37 - 1456.69	23	98	329	536	718	949	1095	1314	1533	1752	
1456.70 - 1460.03	23	97	328	535	717	948	1094	1313	1532	1751	
1460.04 - 1463.36	23	96	327	534	716	947	1093	1312	1531	1750	
1463.37 - 1466.69	23	95	326	533	715	946	1092	1311	1530	1749	
1466.70 - 1470.03	23	94	325	532	714	945	1091	1310	1529	1748	
1470.04 - 1473.36	23	93	324	531	713	944	1090	1309	1528	1747	
1473.37 - 1476.69	23	92	323	530	712	943	1089	1308	1527	1746	
1476.70 - 1480.03	23	91	322	529	711	942	1088	1307	1526	1745	
1480.04 - 1483.36	23	90	321	528	710	941	1087	1306	1525	1744	
1483.37 - 1486.69	23	89	320	527	709	940	1086	1305	1524	1743	
1486.70 - 1490.03	23	88	319	526	708	939	1085	1304	1523	1742	
1490.04 - 1493.36	23	87	318	525	707	938	1084	1303	1522	1741	
1493.37 - 1496.69	23	86	317	524	706	937	1083	1302	1521	1740	
1496.70 - 1500.03	23	85	316	523	705	936	1082	1301	1520	1739	
1500.04 - 1503.36	23	84	315	522	704	935	1081	1300	1519	1738	
1503.37 - 1506.69	23	83	314	521	703	934	1080	1299	1518	1737	
1506.70 - 1510.03	23	82	313	520	702	933	1079	1298	1517	1736	
1510.04 - 1513.36	23	81	312	519	701	932	1078	1297	1516	1735	
1513.37 - 1516.69	23	80	311	518	700	931	1077	1296	1515	1734	
1516.70 - 1520.03	23	79	310	517	699	930	1076	1295	1514	1733	
1520.04 - 1523.36	23	78	309	516	698	929	1075	1294	1513	1732	
1523.37 - 1526.69	23	77	308	515	697	928	1074	1293	1512	1731	
1526.70 - 1530.03	23	76	307	514	696	927	1073	1292	1511	1730	
1530.04 - 1533.36	23	75	306	513	695	926	1072	1291	1510	1729	
1533.37 - 1536.69	23	74	305	512	694	925	1071	1290	1509	1728	

**Basis of Issuance  
October 1, 2023**

Reduction Amt: 30%

Monthly Net Income	----- Coupon / EBT Allotments by Household Size -----										
	Number of Persons in the Household										
	1 Person	2 Persons	3 Persons	4 Persons	5 Persons	6 Persons	7 Persons	8 Persons	9 Persons	10 Persons	
1536.70 - 1540.03	23	73	304	511	693	924	1070	1289	1508	1727	
1540.04 - 1543.36	23	72	303	510	692	923	1069	1288	1507	1726	
1543.37 - 1546.69	23	71	302	509	691	922	1068	1287	1506	1725	
1546.70 - 1550.03	23	70	301	508	690	921	1067	1286	1505	1724	
1550.04 - 1553.36	23	69	300	507	689	920	1066	1285	1504	1723	
1553.37 - 1556.69	23	68	299	506	688	919	1065	1284	1503	1722	
1556.70 - 1560.03	23	67	298	505	687	918	1064	1283	1502	1721	
1560.04 - 1563.36	23	66	297	504	686	917	1063	1282	1501	1720	
1563.37 - 1566.69	23	65	296	503	685	916	1062	1281	1500	1719	
1566.70 - 1570.03	23	64	295	502	684	915	1061	1280	1499	1718	
1570.04 - 1573.36	23	63	294	501	683	914	1060	1279	1498	1717	
1573.37 - 1576.69	23	62	293	500	682	913	1059	1278	1497	1716	
1576.70 - 1580.03	23	61	292	499	681	912	1058	1277	1496	1715	
1580.04 - 1583.36	23	60	291	498	680	911	1057	1276	1495	1714	
1583.37 - 1586.69	23	59	290	497	679	910	1056	1275	1494	1713	
1586.70 - 1590.03	23	58	289	496	678	909	1055	1274	1493	1712	
1590.04 - 1593.36	23	57	288	495	677	908	1054	1273	1492	1711	
1593.37 - 1596.69	23	56	287	494	676	907	1053	1272	1491	1710	
1596.70 - 1600.03	23	55	286	493	675	906	1052	1271	1490	1709	
1600.04 - 1603.36	23	54	285	492	674	905	1051	1270	1489	1708	
1603.37 - 1606.69	23	53	284	491	673	904	1050	1269	1488	1707	
1606.70 - 1610.03	23	52	283	490	672	903	1049	1268	1487	1706	
1610.04 - 1613.36	23	51	282	489	671	902	1048	1267	1486	1705	
1613.37 - 1616.69	23	50	281	488	670	901	1047	1266	1485	1704	
1616.70 - 1620.03	23	49	280	487	669	900	1046	1265	1484	1703	
1620.04 - 1623.36	23	48	279	486	668	899	1045	1264	1483	1702	
1623.37 - 1626.69	23	47	278	485	667	898	1044	1263	1482	1701	
1626.70 - 1630.03	23	46	277	484	666	897	1043	1262	1481	1700	
1630.04 - 1633.36	23	45	276	483	665	896	1042	1261	1480	1699	
1633.37 - 1636.69	23	44	275	482	664	895	1041	1260	1479	1698	
1636.70 - 1640.03	23	43	274	481	663	894	1040	1259	1478	1697	

**Basis of Issuance  
 October 1, 2023**

Reduction Amt: 30%

Monthly Net Income	----- Coupon / EBT Allotments by Household Size -----									
	Number of Persons in the Household									
	1 Person	2 Persons	3 Persons	4 Persons	5 Persons	6 Persons	7 Persons	8 Persons	9 Persons	10 Persons
1640.04 - 1643.36	23	42	273	480	662	893	1039	1258	1477	1696
1643.37 - 1646.69	23	41	272	479	661	892	1038	1257	1476	1695
1646.70 - 1650.03	23	40	271	478	660	891	1037	1256	1475	1694
1650.04 - 1653.36	23	39	270	477	659	890	1036	1255	1474	1693
1653.37 - 1656.69	23	38	269	476	658	889	1035	1254	1473	1692
1656.70 - 1660.03	23	37	268	475	657	888	1034	1253	1472	1691
1660.04 - 1663.36	23	36	267	474	656	887	1033	1252	1471	1690
1663.37 - 1666.69	23	35	266	473	655	886	1032	1251	1470	1689
1666.70 - 1670.03	23	34	265	472	654	885	1031	1250	1469	1688
1670.04 - 1673.36	23	33	264	471	653	884	1030	1249	1468	1687
1673.37 - 1676.69	23	32	263	470	652	883	1029	1248	1467	1686
1676.70 - 1680.03	23	31	262	469	651	882	1028	1247	1466	1685
1680.04 - 1683.36	23	30	261	468	650	881	1027	1246	1465	1684
1683.37 - 1686.69	23	29	260	467	649	880	1026	1245	1464	1683
1686.70 - 1690.03	23	28	259	466	648	879	1025	1244	1463	1682
1690.04 - 1693.36	23	27	258	465	647	878	1024	1243	1462	1681
1693.37 - 1696.69	23	26	257	464	646	877	1023	1242	1461	1680
1696.70 - 1700.03	23	25	256	463	645	876	1022	1241	1460	1679
1700.04 - 1703.36	23	24	255	462	644	875	1021	1240	1459	1678
1703.37 - 1706.69	23	23	254	461	643	874	1020	1239	1458	1677
1706.70 - 1710.03	23	23	253	460	642	873	1019	1238	1457	1676
1710.04 - 1713.36	23	23	252	459	641	872	1018	1237	1456	1675
1713.37 - 1716.69	23	23	251	458	640	871	1017	1236	1455	1674
1716.70 - 1720.03	23	23	250	457	639	870	1016	1235	1454	1673
1720.04 - 1723.36	23	23	249	456	638	869	1015	1234	1453	1672
1723.37 - 1726.69	23	23	248	455	637	868	1014	1233	1452	1671
1726.70 - 1730.03	23	23	247	454	636	867	1013	1232	1451	1670
1730.04 - 1733.36	23	23	246	453	635	866	1012	1231	1450	1669
1733.37 - 1736.69	23	23	245	452	634	865	1011	1230	1449	1668
1736.70 - 1740.03	23	23	244	451	633	864	1010	1229	1448	1667
1740.04 - 1743.36	23	23	243	450	632	863	1009	1228	1447	1666

**Basis of Issuance  
October 1, 2023**

Reduction Amt: 30%

Monthly Net Income	----- Coupon / EBT Allotments by Household Size -----										
	Number of Persons in the Household										
	1 Person	2 Persons	3 Persons	4 Persons	5 Persons	6 Persons	7 Persons	8 Persons	9 Persons	10 Persons	
1743.37 - 1746.69	23	23	242	449	631	862	1008	1227	1446	1665	
1746.70 - 1750.03	23	23	241	448	630	861	1007	1226	1445	1664	
1750.04 - 1753.36	23	23	240	447	629	860	1006	1225	1444	1663	
1753.37 - 1756.69	23	23	239	446	628	859	1005	1224	1443	1662	
1756.70 - 1760.03	23	23	238	445	627	858	1004	1223	1442	1661	
1760.04 - 1763.36	23	23	237	444	626	857	1003	1222	1441	1660	
1763.37 - 1766.69	23	23	236	443	625	856	1002	1221	1440	1659	
1766.70 - 1770.03	23	23	235	442	624	855	1001	1220	1439	1658	
1770.04 - 1773.36	23	23	234	441	623	854	1000	1219	1438	1657	
1773.37 - 1776.69	23	23	233	440	622	853	999	1218	1437	1656	
1776.70 - 1780.03	23	23	232	439	621	852	998	1217	1436	1655	
1780.04 - 1783.36	23	23	231	438	620	851	997	1216	1435	1654	
1783.37 - 1786.69	23	23	230	437	619	850	996	1215	1434	1653	
1786.70 - 1790.03	23	23	229	436	618	849	995	1214	1433	1652	
1790.04 - 1793.36	23	23	228	435	617	848	994	1213	1432	1651	
1793.37 - 1796.69	23	23	227	434	616	847	993	1212	1431	1650	
1796.70 - 1800.03	23	23	226	433	615	846	992	1211	1430	1649	
1800.04 - 1803.36	23	23	225	432	614	845	991	1210	1429	1648	
1803.37 - 1806.69	23	23	224	431	613	844	990	1209	1428	1647	
1806.70 - 1810.03	23	23	223	430	612	843	989	1208	1427	1646	
1810.04 - 1813.36	23	23	222	429	611	842	988	1207	1426	1645	
1813.37 - 1816.69	23	23	221	428	610	841	987	1206	1425	1644	
1816.70 - 1820.03	23	23	220	427	609	840	986	1205	1424	1643	
1820.04 - 1823.36	23	23	219	426	608	839	985	1204	1423	1642	
1823.37 - 1826.69	23	23	218	425	607	838	984	1203	1422	1641	
1826.70 - 1830.03	23	23	217	424	606	837	983	1202	1421	1640	
1830.04 - 1833.36	23	23	216	423	605	836	982	1201	1420	1639	
1833.37 - 1836.69	23	23	215	422	604	835	981	1200	1419	1638	
1836.70 - 1840.03	23	23	214	421	603	834	980	1199	1418	1637	
1840.04 - 1843.36	23	23	213	420	602	833	979	1198	1417	1636	
1843.37 - 1846.69	23	23	212	419	601	832	978	1197	1416	1635	

**Basis of Issuance  
 October 1, 2023**

Reduction Amt: 30%

Monthly Net Income	----- Coupon / EBT Allotments by Household Size -----										
	Number of Persons in the Household										
	1 Person	2 Persons	3 Persons	4 Persons	5 Persons	6 Persons	7 Persons	8 Persons	9 Persons	10 Persons	
1846.70 - 1850.03	23	23	211	418	600	831	977	1196	1415	1634	
1850.04 - 1853.36	23	23	210	417	599	830	976	1195	1414	1633	
1853.37 - 1856.69	23	23	209	416	598	829	975	1194	1413	1632	
1856.70 - 1860.03	23	23	208	415	597	828	974	1193	1412	1631	
1860.04 - 1863.36	23	23	207	414	596	827	973	1192	1411	1630	
1863.37 - 1866.69	23	23	206	413	595	826	972	1191	1410	1629	
1866.70 - 1870.03	23	23	205	412	594	825	971	1190	1409	1628	
1870.04 - 1873.36	23	23	204	411	593	824	970	1189	1408	1627	
1873.37 - 1876.69	23	23	203	410	592	823	969	1188	1407	1626	
1876.70 - 1880.03	23	23	202	409	591	822	968	1187	1406	1625	
1880.04 - 1883.36	23	23	201	408	590	821	967	1186	1405	1624	
1883.37 - 1886.69	23	23	200	407	589	820	966	1185	1404	1623	
1886.70 - 1890.03	23	23	199	406	588	819	965	1184	1403	1622	
1890.04 - 1893.36	23	23	198	405	587	818	964	1183	1402	1621	
1893.37 - 1896.69	23	23	197	404	586	817	963	1182	1401	1620	
1896.70 - 1900.03	23	23	196	403	585	816	962	1181	1400	1619	
1900.04 - 1903.36	23	23	195	402	584	815	961	1180	1399	1618	
1903.37 - 1906.69	23	23	194	401	583	814	960	1179	1398	1617	
1906.70 - 1910.03	23	23	193	400	582	813	959	1178	1397	1616	
1910.04 - 1913.36	23	23	192	399	581	812	958	1177	1396	1615	
1913.37 - 1916.69	23	23	191	398	580	811	957	1176	1395	1614	
1916.70 - 1920.03	23	23	190	397	579	810	956	1175	1394	1613	
1920.04 - 1923.36	23	23	189	396	578	809	955	1174	1393	1612	
1923.37 - 1926.69	23	23	188	395	577	808	954	1173	1392	1611	
1926.70 - 1930.03	23	23	187	394	576	807	953	1172	1391	1610	
1930.04 - 1933.36	23	23	186	393	575	806	952	1171	1390	1609	
1933.37 - 1936.69	23	23	185	392	574	805	951	1170	1389	1608	
1936.70 - 1940.03	23	23	184	391	573	804	950	1169	1388	1607	
1940.04 - 1943.36	23	23	183	390	572	803	949	1168	1387	1606	
1943.37 - 1946.69	23	23	182	389	571	802	948	1167	1386	1605	
1946.70 - 1950.03	23	23	181	388	570	801	947	1166	1385	1604	

**Basis of Issuance  
October 1, 2023**

Reduction Amt: 30%

Monthly Net Income	----- Coupon / EBT Allotments by Household Size -----									
	Number of Persons in the Household									
	1 Person	2 Persons	3 Persons	4 Persons	5 Persons	6 Persons	7 Persons	8 Persons	9 Persons	10 Persons
1950.04 - 1953.36	23	23	180	387	569	800	946	1165	1384	1603
1953.37 - 1956.69	23	23	179	386	568	799	945	1164	1383	1602
1956.70 - 1960.03	23	23	178	385	567	798	944	1163	1382	1601
1960.04 - 1963.36	23	23	177	384	566	797	943	1162	1381	1600
1963.37 - 1966.69	23	23	176	383	565	796	942	1161	1380	1599
1966.70 - 1970.03	23	23	175	382	564	795	941	1160	1379	1598
1970.04 - 1973.36	23	23	174	381	563	794	940	1159	1378	1597
1973.37 - 1976.69	23	23	173	380	562	793	939	1158	1377	1596
1976.70 - 1980.03	23	23	172	379	561	792	938	1157	1376	1595
1980.04 - 1983.36	23	23	171	378	560	791	937	1156	1375	1594
1983.37 - 1986.69	23	23	170	377	559	790	936	1155	1374	1593
1986.70 - 1990.03	23	23	169	376	558	789	935	1154	1373	1592
1990.04 - 1993.36	23	23	168	375	557	788	934	1153	1372	1591
1993.37 - 1996.69	23	23	167	374	556	787	933	1152	1371	1590
1996.70 - 2000.03	23	23	166	373	555	786	932	1151	1370	1589
2000.04 - 2003.36	23	23	165	372	554	785	931	1150	1369	1588
2003.37 - 2006.69	23	23	164	371	553	784	930	1149	1368	1587
2006.70 - 2010.03	23	23	163	370	552	783	929	1148	1367	1586
2010.04 - 2013.36	23	23	162	369	551	782	928	1147	1366	1585
2013.37 - 2016.69	23	23	161	368	550	781	927	1146	1365	1584
2016.70 - 2020.03	23	23	160	367	549	780	926	1145	1364	1583
2020.04 - 2023.36	23	23	159	366	548	779	925	1144	1363	1582
2023.37 - 2026.69	23	23	158	365	547	778	924	1143	1362	1581
2026.70 - 2030.03	23	23	157	364	546	777	923	1142	1361	1580
2030.04 - 2033.36	23	23	156	363	545	776	922	1141	1360	1579
2033.37 - 2036.69	23	23	155	362	544	775	921	1140	1359	1578
2036.70 - 2040.03	23	23	154	361	543	774	920	1139	1358	1577
2040.04 - 2043.36	23	23	153	360	542	773	919	1138	1357	1576
2043.37 - 2046.69	23	23	152	359	541	772	918	1137	1356	1575
2046.70 - 2050.03	23	23	151	358	540	771	917	1136	1355	1574

**Basis of Issuance  
 October 1, 2023**

Reduction Amt: 30%

Monthly Net Income	----- Coupon / EBT Allotments by Household Size -----									
	Number of Persons in the Household									
	1 Person	2 Persons	3 Persons	4 Persons	5 Persons	6 Persons	7 Persons	8 Persons	9 Persons	10 Persons
2050.04 - 2053.36	23	23	150	357	539	770	916	1135	1354	1573
2053.37 - 2056.69	23	23	149	356	538	769	915	1134	1353	1572
2056.70 - 2060.03	23	23	148	355	537	768	914	1133	1352	1571
2060.04 - 2063.36	23	23	147	354	536	767	913	1132	1351	1570
2063.37 - 2066.69	23	23	146	353	535	766	912	1131	1350	1569
2066.70 - 2070.03	23	23	145	352	534	765	911	1130	1349	1568
2070.04 - 2073.36	23	23	144	351	533	764	910	1129	1348	1567
2073.37 - 2076.69	23	23	143	350	532	763	909	1128	1347	1566
2076.70 - 2080.03	23	23	142	349	531	762	908	1127	1346	1565
2080.04 - 2083.36	23	23	141	348	530	761	907	1126	1345	1564
2083.37 - 2086.69	23	23	140	347	529	760	906	1125	1344	1563
2086.70 - 2090.03	23	23	139	346	528	759	905	1124	1343	1562
2090.04 - 2093.36	23	23	138	345	527	758	904	1123	1342	1561
2093.37 - 2096.69	23	23	137	344	526	757	903	1122	1341	1560
2096.70 - 2100.03	23	23	136	343	525	756	902	1121	1340	1559
2100.04 - 2103.36	23	23	135	342	524	755	901	1120	1339	1558
2103.37 - 2106.69	23	23	134	341	523	754	900	1119	1338	1557
2106.70 - 2110.03	23	23	133	340	522	753	899	1118	1337	1556
2110.04 - 2113.36	23	23	132	339	521	752	898	1117	1336	1555
2113.37 - 2116.69	23	23	131	338	520	751	897	1116	1335	1554
2116.70 - 2120.03	23	23	130	337	519	750	896	1115	1334	1553
2120.04 - 2123.36	23	23	129	336	518	749	895	1114	1333	1552
2123.37 - 2126.69	23	23	128	335	517	748	894	1113	1332	1551
2126.70 - 2130.03	23	23	127	334	516	747	893	1112	1331	1550
2130.04 - 2133.36	23	23	126	333	515	746	892	1111	1330	1549
2133.37 - 2136.69	23	23	125	332	514	745	891	1110	1329	1548
2136.70 - 2140.03	23	23	124	331	513	744	890	1109	1328	1547
2140.04 - 2143.36	23	23	123	330	512	743	889	1108	1327	1546
2143.37 - 2146.69	23	23	122	329	511	742	888	1107	1326	1545
2146.70 - 2150.03	23	23	121	328	510	741	887	1106	1325	1544
2150.04 - 2153.36	23	23	120	327	509	740	886	1105	1324	1543



**Basis of Issuance  
October 1, 2023**

Reduction Amt: 30%

Monthly Net Income	----- Coupon / EBT Allotments by Household Size -----									
	Number of Persons in the Household									
	1 Person	2 Persons	3 Persons	4 Persons	5 Persons	6 Persons	7 Persons	8 Persons	9 Persons	10 Persons
2153.37 - 2156.69	23	23	119	326	508	739	885	1104	1323	1542
2156.70 - 2160.03	23	23	118	325	507	738	884	1103	1322	1541
2160.04 - 2163.36	23	23	117	324	506	737	883	1102	1321	1540
2163.37 - 2166.69	23	23	116	323	505	736	882	1101	1320	1539
2166.70 - 2170.03	23	23	115	322	504	735	881	1100	1319	1538
2170.04 - 2173.36	23	23	114	321	503	734	880	1099	1318	1537
2173.37 - 2176.69	23	23	113	320	502	733	879	1098	1317	1536
2176.70 - 2180.03	23	23	112	319	501	732	878	1097	1316	1535
2180.04 - 2183.36	23	23	111	318	500	731	877	1096	1315	1534
2183.37 - 2186.69	23	23	110	317	499	730	876	1095	1314	1533
2186.70 - 2190.03	23	23	109	316	498	729	875	1094	1313	1532
2190.04 - 2193.36	23	23	108	315	497	728	874	1093	1312	1531
2193.37 - 2196.69	23	23	107	314	496	727	873	1092	1311	1530
2196.70 - 2200.03	23	23	106	313	495	726	872	1091	1310	1529
2200.04 - 2203.36	23	23	105	312	494	725	871	1090	1309	1528
2203.37 - 2206.69	23	23	104	311	493	724	870	1089	1308	1527
2206.70 - 2210.03	23	23	103	310	492	723	869	1088	1307	1526
2210.04 - 2213.36	23	23	102	309	491	722	868	1087	1306	1525
2213.37 - 2216.69	23	23	101	308	490	721	867	1086	1305	1524
2216.70 - 2220.03	23	23	100	307	489	720	866	1085	1304	1523
2220.04 - 2223.36	23	23	99	306	488	719	865	1084	1303	1522
2223.37 - 2226.69	23	23	98	305	487	718	864	1083	1302	1521
2226.70 - 2230.03	23	23	97	304	486	717	863	1082	1301	1520
2230.04 - 2233.36	23	23	96	303	485	716	862	1081	1300	1519
2233.37 - 2236.69	23	23	95	302	484	715	861	1080	1299	1518
2236.70 - 2240.03	23	23	94	301	483	714	860	1079	1298	1517
2240.04 - 2243.36	23	23	93	300	482	713	859	1078	1297	1516
2243.37 - 2246.69	23	23	92	299	481	712	858	1077	1296	1515
2246.70 - 2250.03	23	23	91	298	480	711	857	1076	1295	1514
2250.04 - 2253.36	23	23	90	297	479	710	856	1075	1294	1513
2253.37 - 2256.69	23	23	89	296	478	709	855	1074	1293	1512

**Basis of Issuance  
 October 1, 2023**

Reduction Amt: 30%

Monthly Net Income	----- Coupon / EBT Allotments by Household Size -----									
	Number of Persons in the Household									
	1 Person	2 Persons	3 Persons	4 Persons	5 Persons	6 Persons	7 Persons	8 Persons	9 Persons	10 Persons
2256.70 - 2260.03	23	23	88	295	477	708	854	1073	1292	1511
2260.04 - 2263.36	23	23	87	294	476	707	853	1072	1291	1510
2263.37 - 2266.69	23	23	86	293	475	706	852	1071	1290	1509
2266.70 - 2270.03	23	23	85	292	474	705	851	1070	1289	1508
2270.04 - 2273.36	23	23	84	291	473	704	850	1069	1288	1507
2273.37 - 2276.69	23	23	83	290	472	703	849	1068	1287	1506
2276.70 - 2280.03	23	23	82	289	471	702	848	1067	1286	1505
2280.04 - 2283.36	23	23	81	288	470	701	847	1066	1285	1504
2283.37 - 2286.69	23	23	80	287	469	700	846	1065	1284	1503
2286.70 - 2290.03	23	23	79	286	468	699	845	1064	1283	1502
2290.04 - 2293.36	23	23	78	285	467	698	844	1063	1282	1501
2293.37 - 2296.69	23	23	77	284	466	697	843	1062	1281	1500
2296.70 - 2300.03	23	23	76	283	465	696	842	1061	1280	1499
2300.04 - 2303.36	23	23	75	282	464	695	841	1060	1279	1498
2303.37 - 2306.69	23	23	74	281	463	694	840	1059	1278	1497
2306.70 - 2310.03	23	23	73	280	462	693	839	1058	1277	1496
2310.04 - 2313.36	23	23	72	279	461	692	838	1057	1276	1495
2313.37 - 2316.69	23	23	71	278	460	691	837	1056	1275	1494
2316.70 - 2320.03	23	23	70	277	459	690	836	1055	1274	1493
2320.04 - 2323.36	23	23	69	276	458	689	835	1054	1273	1492
2323.37 - 2326.69	23	23	68	275	457	688	834	1053	1272	1491
2326.70 - 2330.03	23	23	67	274	456	687	833	1052	1271	1490
2330.04 - 2333.36	23	23	66	273	455	686	832	1051	1270	1489
2333.37 - 2336.69	23	23	65	272	454	685	831	1050	1269	1488
2336.70 - 2340.03	23	23	64	271	453	684	830	1049	1268	1487
2340.04 - 2343.36	23	23	63	270	452	683	829	1048	1267	1486
2343.37 - 2346.69	23	23	62	269	451	682	828	1047	1266	1485
2346.70 - 2350.03	23	23	61	268	450	681	827	1046	1265	1484
2350.04 - 2353.36	23	23	60	267	449	680	826	1045	1264	1483
2353.37 - 2356.69	23	23	59	266	448	679	825	1044	1263	1482
2356.70 - 2360.03	23	23	58	265	447	678	824	1043	1262	1481

**Basis of Issuance  
October 1, 2023**

Reduction Amt: 30%

Monthly Net Income	----- Coupon / EBT Allotments by Household Size -----									
	Number of Persons in the Household									
	1 Person	2 Persons	3 Persons	4 Persons	5 Persons	6 Persons	7 Persons	8 Persons	9 Persons	10 Persons
2360.04 - 2363.36	23	23	57	264	446	677	823	1042	1261	1480
2363.37 - 2366.69	23	23	56	263	445	676	822	1041	1260	1479
2366.70 - 2370.03	23	23	55	262	444	675	821	1040	1259	1478
2370.04 - 2373.36	23	23	54	261	443	674	820	1039	1258	1477
2373.37 - 2376.69	23	23	53	260	442	673	819	1038	1257	1476
2376.70 - 2380.03	23	23	52	259	441	672	818	1037	1256	1475
2380.04 - 2383.36	23	23	51	258	440	671	817	1036	1255	1474
2383.37 - 2386.69	23	23	50	257	439	670	816	1035	1254	1473
2386.70 - 2390.03	23	23	49	256	438	669	815	1034	1253	1472
2390.04 - 2393.36	23	23	48	255	437	668	814	1033	1252	1471
2393.37 - 2396.69	23	23	47	254	436	667	813	1032	1251	1470
2396.70 - 2400.03	23	23	46	253	435	666	812	1031	1250	1469
2400.04 - 2403.36	23	23	45	252	434	665	811	1030	1249	1468
2403.37 - 2406.69	23	23	44	251	433	664	810	1029	1248	1467
2406.70 - 2410.03	23	23	43	250	432	663	809	1028	1247	1466
2410.04 - 2413.36	23	23	42	249	431	662	808	1027	1246	1465
2413.37 - 2416.69	23	23	41	248	430	661	807	1026	1245	1464
2416.70 - 2420.03	23	23	40	247	429	660	806	1025	1244	1463
2420.04 - 2423.36	23	23	39	246	428	659	805	1024	1243	1462
2423.37 - 2426.69	23	23	38	245	427	658	804	1023	1242	1461
2426.70 - 2430.03	23	23	37	244	426	657	803	1022	1241	1460
2430.04 - 2433.36		23	36	243	425	656	802	1021	1240	1459
2433.37 - 2436.69		23	35	242	424	655	801	1020	1239	1458
2436.70 - 2440.03		23	34	241	423	654	800	1019	1238	1457
2440.04 - 2443.36		23	33	240	422	653	799	1018	1237	1456
2443.37 - 2446.69		23	32	239	421	652	798	1017	1236	1455
2446.70 - 2450.03		23	31	238	420	651	797	1016	1235	1454
2450.04 - 2453.36		23	30	237	419	650	796	1015	1234	1453
2453.37 - 2456.69		23	29	236	418	649	795	1014	1233	1452
2456.70 - 2460.03		23	28	235	417	648	794	1013	1232	1451
2460.04 - 2463.36		23	27	234	416	647	793	1012	1231	1450

**Basis of Issuance  
October 1, 2023**

Reduction Amt: 30%

Monthly Net Income	----- Coupon / EBT Allotments by Household Size -----									
	Number of Persons in the Household									
	1 Person	2 Persons	3 Persons	4 Persons	5 Persons	6 Persons	7 Persons	8 Persons	9 Persons	10 Persons
2463.37 - 2466.69		23	26	233	415	646	792	1011	1230	1449
2466.70 - 2470.03		23	25	232	414	645	791	1010	1229	1448
2470.04 - 2473.36		23	24	231	413	644	790	1009	1228	1447
2473.37 - 2476.69		23	23	230	412	643	789	1008	1227	1446
2476.70 - 2480.03		23	22	229	411	642	788	1007	1226	1445
2480.04 - 2483.36		23	21	228	410	641	787	1006	1225	1444
2483.37 - 2486.69		23	20	227	409	640	786	1005	1224	1443
2486.70 - 2490.03		23	19	226	408	639	785	1004	1223	1442
2490.04 - 2493.36		23	18	225	407	638	784	1003	1222	1441
2493.37 - 2496.69		23	17	224	406	637	783	1002	1221	1440
2496.70 - 2500.03		23	16	223	405	636	782	1001	1220	1439
2500.04 - 2503.36		23	15	222	404	635	781	1000	1219	1438
2503.37 - 2506.69		23	14	221	403	634	780	999	1218	1437
2506.70 - 2510.03		23	13	220	402	633	779	998	1217	1436
2510.04 - 2513.36		23	12	219	401	632	778	997	1216	1435
2513.37 - 2516.69		23	11	218	400	631	777	996	1215	1434
2516.70 - 2520.03		23	10	217	399	630	776	995	1214	1433
2520.04 - 2523.36		23	9	216	398	629	775	994	1213	1432
2523.37 - 2526.69		23	8	215	397	628	774	993	1212	1431
2526.70 - 2530.03		23	7	214	396	627	773	992	1211	1430
2530.04 - 2533.36		23	6	213	395	626	772	991	1210	1429
2533.37 - 2536.69		23	5	212	394	625	771	990	1209	1428
2536.70 - 2540.03		23	4	211	393	624	770	989	1208	1427
2540.04 - 2543.36		23	3	210	392	623	769	988	1207	1426
2543.37 - 2546.69		23	2	209	391	622	768	987	1206	1425
2546.70 - 2550.03		23	1	208	390	621	767	986	1205	1424
2550.04 - 2553.36		23		207	389	620	766	985	1204	1423
2553.37 - 2556.69		23		206	388	619	765	984	1203	1422
2556.70 - 2560.03		23		205	387	618	764	983	1202	1421
2560.04 - 2563.36		23		204	386	617	763	982	1201	1420
2563.37 - 2566.69		23		203	385	616	762	981	1200	1419

**Basis of Issuance  
October 1, 2023**

Reduction Amt: 30%

Monthly Net Income	----- Coupon / EBT Allotments by Household Size -----									
	Number of Persons in the Household									
	1 Person	2 Persons	3 Persons	4 Persons	5 Persons	6 Persons	7 Persons	8 Persons	9 Persons	10 Persons
2566.70 - 2570.03		23		202	384	615	761	980	1199	1418
2570.04 - 2573.36		23		201	383	614	760	979	1198	1417
2573.37 - 2576.69		23		200	382	613	759	978	1197	1416
2576.70 - 2580.03		23		199	381	612	758	977	1196	1415
2580.04 - 2583.36		23		198	380	611	757	976	1195	1414
2583.37 - 2586.69		23		197	379	610	756	975	1194	1413
2586.70 - 2590.03		23		196	378	609	755	974	1193	1412
2590.04 - 2593.36		23		195	377	608	754	973	1192	1411
2593.37 - 2596.69		23		194	376	607	753	972	1191	1410
2596.70 - 2600.03		23		193	375	606	752	971	1190	1409
2600.04 - 2603.36		23		192	374	605	751	970	1189	1408
2603.37 - 2606.69		23		191	373	604	750	969	1188	1407
2606.70 - 2610.03		23		190	372	603	749	968	1187	1406
2610.04 - 2613.36		23		189	371	602	748	967	1186	1405
2613.37 - 2616.69		23		188	370	601	747	966	1185	1404
2616.70 - 2620.03		23		187	369	600	746	965	1184	1403
2620.04 - 2623.36		23		186	368	599	745	964	1183	1402
2623.37 - 2626.69		23		185	367	598	744	963	1182	1401
2626.70 - 2630.03		23		184	366	597	743	962	1181	1400
2630.04 - 2633.36		23		183	365	596	742	961	1180	1399
2633.37 - 2636.69		23		182	364	595	741	960	1179	1398
2636.70 - 2640.03		23		181	363	594	740	959	1178	1397
2640.04 - 2643.36		23		180	362	593	739	958	1177	1396
2643.37 - 2646.69		23		179	361	592	738	957	1176	1395
2646.70 - 2650.03		23		178	360	591	737	956	1175	1394
2650.04 - 2653.36		23		177	359	590	736	955	1174	1393
2653.37 - 2656.69		23		176	358	589	735	954	1173	1392
2656.70 - 2660.03		23		175	357	588	734	953	1172	1391
2660.04 - 2663.36		23		174	356	587	733	952	1171	1390
2663.37 - 2666.69		23		173	355	586	732	951	1170	1389
2666.70 - 2670.03		23		172	354	585	731	950	1169	1388

SAMPLE

**Basis of Issuance  
October 1, 2023**

Reduction Amt: 30%

Monthly Net Income	----- Coupon / EBT Allotments by Household Size -----									
	Number of Persons in the Household									
	1 Person	2 Persons	3 Persons	4 Persons	5 Persons	6 Persons	7 Persons	8 Persons	9 Persons	10 Persons
2670.04 - 2673.36		23		171	353	584	730	949	1168	1387
2673.37 - 2676.69		23		170	352	583	729	948	1167	1386
2676.70 - 2680.03		23		169	351	582	728	947	1166	1385
2680.04 - 2683.36		23		168	350	581	727	946	1165	1384
2683.37 - 2686.69		23		167	349	580	726	945	1164	1383
2686.70 - 2690.03		23		166	348	579	725	944	1163	1382
2690.04 - 2693.36		23		165	347	578	724	943	1162	1381
2693.37 - 2696.69		23		164	346	577	723	942	1161	1380
2696.70 - 2700.03		23		163	345	576	722	941	1160	1379
2700.04 - 2703.36		23		162	344	575	721	940	1159	1378
2703.37 - 2706.69		23		161	343	574	720	939	1158	1377
2706.70 - 2710.03		23		160	342	573	719	938	1157	1376
2710.04 - 2713.36		23		159	341	572	718	937	1156	1375
2713.37 - 2716.69		23		158	340	571	717	936	1155	1374
2716.70 - 2720.03		23		157	339	570	716	935	1154	1373
2720.04 - 2723.36		23		156	338	569	715	934	1153	1372
2723.37 - 2726.69		23		155	337	568	714	933	1152	1371
2726.70 - 2730.03		23		154	336	567	713	932	1151	1370
2730.04 - 2733.36		23		153	335	566	712	931	1150	1369
2733.37 - 2736.69		23		152	334	565	711	930	1149	1368
2736.70 - 2740.03		23		151	333	564	710	929	1148	1367
2740.04 - 2743.36		23		150	332	563	709	928	1147	1366
2743.37 - 2746.69		23		149	331	562	708	927	1146	1365
2746.70 - 2750.03		23		148	330	561	707	926	1145	1364
2750.04 - 2753.36		23		147	329	560	706	925	1144	1363
2753.37 - 2756.69		23		146	328	559	705	924	1143	1362
2756.70 - 2760.03		23		145	327	558	704	923	1142	1361
2760.04 - 2763.36		23		144	326	557	703	922	1141	1360
2763.37 - 2766.69		23		143	325	556	702	921	1140	1359
2766.70 - 2770.03		23		142	324	555	701	920	1139	1358

SAMPLE

**Basis of Issuance  
October 1, 2023**

Reduction Amt: 30%

Monthly Net Income	----- Coupon / EBT Allotments by Household Size -----									
	Number of Persons in the Household									
	1 Person	2 Persons	3 Persons	4 Persons	5 Persons	6 Persons	7 Persons	8 Persons	9 Persons	10 Persons
2770.04 - 2773.36		23		141	323	554	700	919	1138	1357
2773.37 - 2776.69		23		140	322	553	699	918	1137	1356
2776.70 - 2780.03		23		139	321	552	698	917	1136	1355
2780.04 - 2783.36		23		138	320	551	697	916	1135	1354
2783.37 - 2786.69		23		137	319	550	696	915	1134	1353
2786.70 - 2790.03		23		136	318	549	695	914	1133	1352
2790.04 - 2793.36		23		135	317	548	694	913	1132	1351
2793.37 - 2796.69		23		134	316	547	693	912	1131	1350
2796.70 - 2800.03		23		133	315	546	692	911	1130	1349
2800.04 - 2803.36		23		132	314	545	691	910	1129	1348
2803.37 - 2806.69		23		131	313	544	690	909	1128	1347
2806.70 - 2810.03		23		130	312	543	689	908	1127	1346
2810.04 - 2813.36		23		129	311	542	688	907	1126	1345
2813.37 - 2816.69		23		128	310	541	687	906	1125	1344
2816.70 - 2820.03		23		127	309	540	686	905	1124	1343
2820.04 - 2823.36		23		126	308	539	685	904	1123	1342
2823.37 - 2826.69		23		125	307	538	684	903	1122	1341
2826.70 - 2830.03		23		124	306	537	683	902	1121	1340
2830.04 - 2833.36		23		123	305	536	682	901	1120	1339
2833.37 - 2836.69		23		122	304	535	681	900	1119	1338
2836.70 - 2840.03		23		121	303	534	680	899	1118	1337
2840.04 - 2843.36		23		120	302	533	679	898	1117	1336
2843.37 - 2846.69		23		119	301	532	678	897	1116	1335
2846.70 - 2850.03		23		118	300	531	677	896	1115	1334
2850.04 - 2853.36		23		117	299	530	676	895	1114	1333
2853.37 - 2856.69		23		116	298	529	675	894	1113	1332
2856.70 - 2860.03		23		115	297	528	674	893	1112	1331
2860.04 - 2863.36		23		114	296	527	673	892	1111	1330
2863.37 - 2866.69		23		113	295	526	672	891	1110	1329
2866.70 - 2870.03		23		112	294	525	671	890	1109	1328
2870.04 - 2873.36		23		111	293	524	670	889	1108	1327

SAMPLE

**Basis of Issuance  
 October 1, 2023**

Reduction Amt: 30%

Monthly Net Income	----- Coupon / EBT Allotments by Household Size -----									
	Number of Persons in the Household									
	1 Person	2 Persons	3 Persons	4 Persons	5 Persons	6 Persons	7 Persons	8 Persons	9 Persons	10 Persons
2873.37 - 2876.69		23		110	292	523	669	888	1107	1326
2876.70 - 2880.03		23		109	291	522	668	887	1106	1325
2880.04 - 2883.36		23		108	290	521	667	886	1105	1324
2883.37 - 2886.69		23		107	289	520	666	885	1104	1323
2886.70 - 2890.03		23		106	288	519	665	884	1103	1322
2890.04 - 2893.36		23		105	287	518	664	883	1102	1321
2893.37 - 2896.69		23		104	286	517	663	882	1101	1320
2896.70 - 2900.03		23		103	285	516	662	881	1100	1319
2900.04 - 2903.36		23		102	284	515	661	880	1099	1318
2903.37 - 2906.69		23		101	283	514	660	879	1098	1317
2906.70 - 2910.03		23		100	282	513	659	878	1097	1316
2910.04 - 2913.36		23		99	281	512	658	877	1096	1315
2913.37 - 2916.69		23		98	280	511	657	876	1095	1314
2916.70 - 2920.03		23		97	279	510	656	875	1094	1313
2920.04 - 2923.36		23		96	278	509	655	874	1093	1312
2923.37 - 2926.69		23		95	277	508	654	873	1092	1311
2926.70 - 2930.03		23		94	276	507	653	872	1091	1310
2930.04 - 2933.36		23		93	275	506	652	871	1090	1309
2933.37 - 2936.69		23		92	274	505	651	870	1089	1308
2936.70 - 2940.03		23		91	273	504	650	869	1088	1307
2940.04 - 2943.36		23		90	272	503	649	868	1087	1306
2943.37 - 2946.69		23		89	271	502	648	867	1086	1305
2946.70 - 2950.03		23		88	270	501	647	866	1085	1304
2950.04 - 2953.36		23		87	269	500	646	865	1084	1303
2953.37 - 2956.69		23		86	268	499	645	864	1083	1302
2956.70 - 2960.03		23		85	267	498	644	863	1082	1301
2960.04 - 2963.36		23		84	266	497	643	862	1081	1300
2963.37 - 2966.69		23		83	265	496	642	861	1080	1299
2966.70 - 2970.03		23		82	264	495	641	860	1079	1298
2970.04 - 2973.36		23		81	263	494	640	859	1078	1297
2973.37 - 2976.69		23		80	262	493	639	858	1077	1296

SAMPLE



**Basis of Issuance  
 October 1, 2023**

Reduction Amt: 30%

Monthly Net Income	----- Coupon / EBT Allotments by Household Size -----									
	Number of Persons in the Household									
	1 Person	2 Persons	3 Persons	4 Persons	5 Persons	6 Persons	7 Persons	8 Persons	9 Persons	10 Persons
2976.70 - 2980.03		23		79	261	492	638	857	1076	1295
2980.04 - 2983.36		23		78	260	491	637	856	1075	1294
2983.37 - 2986.69		23		77	259	490	636	855	1074	1293
2986.70 - 2990.03		23		76	258	489	635	854	1073	1292
2990.04 - 2993.36		23		75	257	488	634	853	1072	1291
2993.37 - 2996.69		23		74	256	487	633	852	1071	1290
2996.70 - 3000.03		23		73	255	486	632	851	1070	1289
3000.04 - 3003.36		23		72	254	485	631	850	1069	1288
3003.37 - 3006.69		23		71	253	484	630	849	1068	1287
3006.70 - 3010.03		23		70	252	483	629	848	1067	1286
3010.04 - 3013.36		23		69	251	482	628	847	1066	1285
3013.37 - 3016.69		23		68	250	481	627	846	1065	1284
3016.70 - 3020.03		23		67	249	480	626	845	1064	1283
3020.04 - 3023.36		23		66	248	479	625	844	1063	1282
3023.37 - 3026.69		23		65	247	478	624	843	1062	1281
3026.70 - 3030.03		23		64	246	477	623	842	1061	1280
3030.04 - 3033.36		23		63	245	476	622	841	1060	1279
3033.37 - 3036.69		23		62	244	475	621	840	1059	1278
3036.70 - 3040.03		23		61	243	474	620	839	1058	1277
3040.04 - 3043.36		23		60	242	473	619	838	1057	1276
3043.37 - 3046.69		23		59	241	472	618	837	1056	1275
3046.70 - 3050.03		23		58	240	471	617	836	1055	1274
3050.04 - 3053.36		23		57	239	470	616	835	1054	1273
3053.37 - 3056.69		23		56	238	469	615	834	1053	1272
3056.70 - 3060.03		23		55	237	468	614	833	1052	1271
3060.04 - 3063.36		23		54	236	467	613	832	1051	1270
3063.37 - 3066.69		23		53	235	466	612	831	1050	1269
3066.70 - 3070.03		23		52	234	465	611	830	1049	1268
3070.04 - 3073.36		23		51	233	464	610	829	1048	1267
3073.37 - 3076.69		23		50	232	463	609	828	1047	1266
3076.70 - 3080.03		23		49	231	462	608	827	1046	1265

SAMPLE

**Basis of Issuance  
October 1, 2023**

Reduction Amt: 30%

Monthly Net Income	----- Coupon / EBT Allotments by Household Size -----									
	Number of Persons in the Household									
	1 Person	2 Persons	3 Persons	4 Persons	5 Persons	6 Persons	7 Persons	8 Persons	9 Persons	10 Persons
3080.04 - 3083.36		23		48	230	461	607	826	1045	1264
3083.37 - 3086.69		23		47	229	460	606	825	1044	1263
3086.70 - 3090.03		23		46	228	459	605	824	1043	1262
3090.04 - 3093.36		23		45	227	458	604	823	1042	1261
3093.37 - 3096.69		23		44	226	457	603	822	1041	1260
3096.70 - 3100.03		23		43	225	456	602	821	1040	1259
3100.04 - 3103.36		23		42	224	455	601	820	1039	1258
3103.37 - 3106.69		23		41	223	454	600	819	1038	1257
3106.70 - 3110.03		23		40	222	453	599	818	1037	1256
3110.04 - 3113.36		23		39	221	452	598	817	1036	1255
3113.37 - 3116.69		23		38	220	451	597	816	1035	1254
3116.70 - 3120.03		23		37	219	450	596	815	1034	1253
3120.04 - 3123.36		23		36	218	449	595	814	1033	1252
3123.37 - 3126.69		23		35	217	448	594	813	1032	1251
3126.70 - 3130.03		23		34	216	447	593	812	1031	1250
3130.04 - 3133.36		23		33	215	446	592	811	1030	1249
3133.37 - 3136.69		23		32	214	445	591	810	1029	1248
3136.70 - 3140.03		23		31	213	444	590	809	1028	1247
3140.04 - 3143.36		23		30	212	443	589	808	1027	1246
3143.37 - 3146.69		23		29	211	442	588	807	1026	1245
3146.70 - 3150.03		23		28	210	441	587	806	1025	1244
3150.04 - 3153.36		23		27	209	440	586	805	1024	1243
3153.37 - 3156.69		23		26	208	439	585	804	1023	1242
3156.70 - 3160.03		23		25	207	438	584	803	1022	1241
3160.04 - 3163.36		23		24	206	437	583	802	1021	1240
3163.37 - 3166.69		23		23	205	436	582	801	1020	1239
3166.70 - 3170.03		23		22	204	435	581	800	1019	1238
3170.04 - 3173.36		23		21	203	434	580	799	1018	1237
3173.37 - 3176.69		23		20	202	433	579	798	1017	1236
3176.70 - 3180.03		23		19	201	432	578	797	1016	1235
3180.04 - 3183.36		23		18	200	431	577	796	1015	1234

SAMPLE

**Basis of Issuance  
 October 1, 2023**

Reduction Amt: 30%

Monthly Net Income	----- Coupon / EBT Allotments by Household Size -----									
	Number of Persons in the Household									
	1 Person	2 Persons	3 Persons	4 Persons	5 Persons	6 Persons	7 Persons	8 Persons	9 Persons	10 Persons
3183.37 - 3186.69		23		17	199	430	576	795	1014	1233
3186.70 - 3190.03		23		16	198	429	575	794	1013	1232
3190.04 - 3193.36		23		15	197	428	574	793	1012	1231
3193.37 - 3196.69		23		14	196	427	573	792	1011	1230
3196.70 - 3200.03		23		13	195	426	572	791	1010	1229
3200.04 - 3203.36		23		12	194	425	571	790	1009	1228
3203.37 - 3206.69		23		11	193	424	570	789	1008	1227
3206.70 - 3210.03		23		10	192	423	569	788	1007	1226
3210.04 - 3213.36		23		9	191	422	568	787	1006	1225
3213.37 - 3216.69		23		8	190	421	567	786	1005	1224
3216.70 - 3220.03		23		7	189	420	566	785	1004	1223
3220.04 - 3223.36		23		6	188	419	565	784	1003	1222
3223.37 - 3226.69		23		5	187	418	564	783	1002	1221
3226.70 - 3230.03		23		4	186	417	563	782	1001	1220
3230.04 - 3233.36		23		3	185	416	562	781	1000	1219
3233.37 - 3236.69		23		2	184	415	561	780	999	1218
3236.70 - 3240.03		23		1	183	414	560	779	998	1217
3240.04 - 3243.36		23			182	413	559	778	997	1216
3243.37 - 3246.69		23			181	412	558	777	996	1215
3246.70 - 3250.03		23			180	411	557	776	995	1214
3250.04 - 3253.36		23			179	410	556	775	994	1213
3253.37 - 3256.69		23			178	409	555	774	993	1212
3256.70 - 3260.03		23			177	408	554	773	992	1211
3260.04 - 3263.36		23			176	407	553	772	991	1210
3263.37 - 3266.69		23			175	406	552	771	990	1209
3266.70 - 3270.03		23			174	405	551	770	989	1208
3270.04 - 3273.36		23			173	404	550	769	988	1207
3273.37 - 3276.69		23			172	403	549	768	987	1206
3276.70 - 3280.03		23			171	402	548	767	986	1205
3280.04 - 3283.36		23			170	401	547	766	985	1204
3283.37 - 3286.69		23			169	400	546	765	984	1203

SAMPLE

**Basis of Issuance  
 October 1, 2023**

Reduction Amt: 30%

Monthly Net Income	----- Coupon / EBT Allotments by Household Size -----									
	Number of Persons in the Household									
	1 Person	2 Persons	3 Persons	4 Persons	5 Persons	6 Persons	7 Persons	8 Persons	9 Persons	10 Persons
3286.70 - 3290.03		23			168	399	545	764	983	1202
3290.04 - 3293.36					167	398	544	763	982	1201
3293.37 - 3296.69					166	397	543	762	981	1200
3296.70 - 3300.03					165	396	542	761	980	1199
3300.04 - 3303.36					164	395	541	760	979	1198
3303.37 - 3306.69					163	394	540	759	978	1197
3306.70 - 3310.03					162	393	539	758	977	1196
3310.04 - 3313.36					161	392	538	757	976	1195
3313.37 - 3316.69					160	391	537	756	975	1194
3316.70 - 3320.03					159	390	536	755	974	1193
3320.04 - 3323.36					158	389	535	754	973	1192
3323.37 - 3326.69					157	388	534	753	972	1191
3326.70 - 3330.03					156	387	533	752	971	1190
3330.04 - 3333.36					155	386	532	751	970	1189
3333.37 - 3336.69					154	385	531	750	969	1188
3336.70 - 3340.03					153	384	530	749	968	1187
3340.04 - 3343.36					152	383	529	748	967	1186
3343.37 - 3346.69					151	382	528	747	966	1185
3346.70 - 3350.03					150	381	527	746	965	1184
3350.04 - 3353.36					149	380	526	745	964	1183
3353.37 - 3356.69					148	379	525	744	963	1182
3356.70 - 3360.03					147	378	524	743	962	1181
3360.04 - 3363.36					146	377	523	742	961	1180
3363.37 - 3366.69					145	376	522	741	960	1179
3366.70 - 3370.03					144	375	521	740	959	1178
3370.04 - 3373.36					143	374	520	739	958	1177
3373.37 - 3376.69					142	373	519	738	957	1176
3376.70 - 3380.03					141	372	518	737	956	1175
3380.04 - 3383.36					140	371	517	736	955	1174
3383.37 - 3386.69					139	370	516	735	954	1173
3386.70 - 3390.03					138	369	515	734	953	1172

SAMPLE

**Basis of Issuance  
 October 1, 2023**

Reduction Amt: 30%

Monthly Net Income	----- Coupon / EBT Allotments by Household Size -----									
	Number of Persons in the Household									
	1 Person	2 Persons	3 Persons	4 Persons	5 Persons	6 Persons	7 Persons	8 Persons	9 Persons	10 Persons
3390.04 - 3393.36					137	368	514	733	952	1171
3393.37 - 3396.69					136	367	513	732	951	1170
3396.70 - 3400.03					135	366	512	731	950	1169
3400.04 - 3403.36					134	365	511	730	949	1168
3403.37 - 3406.69					133	364	510	729	948	1167
3406.70 - 3410.03					132	363	509	728	947	1166
3410.04 - 3413.36					131	362	508	727	946	1165
3413.37 - 3416.69					130	361	507	726	945	1164
3416.70 - 3420.03					129	360	506	725	944	1163
3420.04 - 3423.36					128	359	505	724	943	1162
3423.37 - 3426.69					127	358	504	723	942	1161
3426.70 - 3430.03					126	357	503	722	941	1160
3430.04 - 3433.36					125	356	502	721	940	1159
3433.37 - 3436.69					124	355	501	720	939	1158
3436.70 - 3440.03					123	354	500	719	938	1157
3440.04 - 3443.36					122	353	499	718	937	1156
3443.37 - 3446.69					121	352	498	717	936	1155
3446.70 - 3450.03					120	351	497	716	935	1154
3450.04 - 3453.36					119	350	496	715	934	1153
3453.37 - 3456.69					118	349	495	714	933	1152
3456.70 - 3460.03					117	348	494	713	932	1151
3460.04 - 3463.36					116	347	493	712	931	1150
3463.37 - 3466.69					115	346	492	711	930	1149
3466.70 - 3470.03					114	345	491	710	929	1148
3470.04 - 3473.36					113	344	490	709	928	1147
3473.37 - 3476.69					112	343	489	708	927	1146
3476.70 - 3480.03					111	342	488	707	926	1145
3480.04 - 3483.36					110	341	487	706	925	1144
3483.37 - 3486.69					109	340	486	705	924	1143
3486.70 - 3490.03					108	339	485	704	923	1142

SAMPLE

**Basis of Issuance  
 October 1, 2023**

Reduction Amt: 30%

Monthly Net Income	----- Coupon / EBT Allotments by Household Size -----									
	Number of Persons in the Household									
	1 Person	2 Persons	3 Persons	4 Persons	5 Persons	6 Persons	7 Persons	8 Persons	9 Persons	10 Persons
3490.04 - 3493.36					107	338	484	703	922	1141
3493.37 - 3496.69					106	337	483	702	921	1140
3496.70 - 3500.03					105	336	482	701	920	1139
3500.04 - 3503.36					104	335	481	700	919	1138
3503.37 - 3506.69					103	334	480	699	918	1137
3506.70 - 3510.03					102	333	479	698	917	1136
3510.04 - 3513.36					101	332	478	697	916	1135
3513.37 - 3516.69					100	331	477	696	915	1134
3516.70 - 3520.03					99	330	476	695	914	1133
3520.04 - 3523.36					98	329	475	694	913	1132
3523.37 - 3526.69					97	328	474	693	912	1131
3526.70 - 3530.03					96	327	473	692	911	1130
3530.04 - 3533.36					95	326	472	691	910	1129
3533.37 - 3536.69					94	325	471	690	909	1128
3536.70 - 3540.03					93	324	470	689	908	1127
3540.04 - 3543.36					92	323	469	688	907	1126
3543.37 - 3546.69					91	322	468	687	906	1125
3546.70 - 3550.03					90	321	467	686	905	1124
3550.04 - 3553.36					89	320	466	685	904	1123
3553.37 - 3556.69					88	319	465	684	903	1122
3556.70 - 3560.03					87	318	464	683	902	1121
3560.04 - 3563.36					86	317	463	682	901	1120
3563.37 - 3566.69					85	316	462	681	900	1119
3566.70 - 3570.03					84	315	461	680	899	1118
3570.04 - 3573.36					83	314	460	679	898	1117
3573.37 - 3576.69					82	313	459	678	897	1116
3576.70 - 3580.03					81	312	458	677	896	1115
3580.04 - 3583.36					80	311	457	676	895	1114
3583.37 - 3586.69					79	310	456	675	894	1113
3586.70 - 3590.03					78	309	455	674	893	1112
3590.04 - 3593.36					77	308	454	673	892	1111

SAMPLE

**Basis of Issuance  
 October 1, 2023**

Reduction Amt: 30%

Monthly Net Income	----- Coupon / EBT Allotments by Household Size -----									
	Number of Persons in the Household									
	1 Person	2 Persons	3 Persons	4 Persons	5 Persons	6 Persons	7 Persons	8 Persons	9 Persons	10 Persons
3593.37 - 3596.69					76	307	453	672	891	1110
3596.70 - 3600.03					75	306	452	671	890	1109
3600.04 - 3603.36					74	305	451	670	889	1108
3603.37 - 3606.69					73	304	450	669	888	1107
3606.70 - 3610.03					72	303	449	668	887	1106
3610.04 - 3613.36					71	302	448	667	886	1105
3613.37 - 3616.69					70	301	447	666	885	1104
3616.70 - 3620.03					69	300	446	665	884	1103
3620.04 - 3623.36					68	299	445	664	883	1102
3623.37 - 3626.69					67	298	444	663	882	1101
3626.70 - 3630.03					66	297	443	662	881	1100
3630.04 - 3633.36					65	296	442	661	880	1099
3633.37 - 3636.69					64	295	441	660	879	1098
3636.70 - 3640.03					63	294	440	659	878	1097
3640.04 - 3643.36					62	293	439	658	877	1096
3643.37 - 3646.69					61	292	438	657	876	1095
3646.70 - 3650.03					60	291	437	656	875	1094
3650.04 - 3653.36					59	290	436	655	874	1093
3653.37 - 3656.69					58	289	435	654	873	1092
3656.70 - 3660.03					57	288	434	653	872	1091
3660.04 - 3663.36					56	287	433	652	871	1090
3663.37 - 3666.69					55	286	432	651	870	1089
3666.70 - 3670.03					54	285	431	650	869	1088
3670.04 - 3673.36					53	284	430	649	868	1087
3673.37 - 3676.69					52	283	429	648	867	1086
3676.70 - 3680.03					51	282	428	647	866	1085
3680.04 - 3683.36					50	281	427	646	865	1084
3683.37 - 3686.69					49	280	426	645	864	1083
3686.70 - 3690.03					48	279	425	644	863	1082
3690.04 - 3693.36					47	278	424	643	862	1081
3693.37 - 3696.69					46	277	423	642	861	1080

SAMPLE

**Basis of Issuance  
 October 1, 2023**

Reduction Amt: 30%

Monthly Net Income	----- Coupon / EBT Allotments by Household Size -----									
	Number of Persons in the Household									
	1 Person	2 Persons	3 Persons	4 Persons	5 Persons	6 Persons	7 Persons	8 Persons	9 Persons	10 Persons
3696.70 - 3700.03					45	276	422	641	860	1079
3700.04 - 3703.36					44	275	421	640	859	1078
3703.37 - 3706.69					43	274	420	639	858	1077
3706.70 - 3710.03					42	273	419	638	857	1076
3710.04 - 3713.36					41	272	418	637	856	1075
3713.37 - 3716.69					40	271	417	636	855	1074
3716.70 - 3720.03					39	270	416	635	854	1073
3720.04 - 3723.36					38	269	415	634	853	1072
3723.37 - 3726.69					37	268	414	633	852	1071
3726.70 - 3730.03					36	267	413	632	851	1070
3730.04 - 3733.36					35	266	412	631	850	1069
3733.37 - 3736.69					34	265	411	630	849	1068
3736.70 - 3740.03					33	264	410	629	848	1067
3740.04 - 3743.36					32	263	409	628	847	1066
3743.37 - 3746.69					31	262	408	627	846	1065
3746.70 - 3750.03					30	261	407	626	845	1064
3750.04 - 3753.36					29	260	406	625	844	1063
3753.37 - 3756.69					28	259	405	624	843	1062
3756.70 - 3760.03					27	258	404	623	842	1061
3760.04 - 3763.36					26	257	403	622	841	1060
3763.37 - 3766.69					25	256	402	621	840	1059
3766.70 - 3770.03					24	255	401	620	839	1058
3770.04 - 3773.36					23	254	400	619	838	1057
3773.37 - 3776.69					22	253	399	618	837	1056
3776.70 - 3780.03					21	252	398	617	836	1055
3780.04 - 3783.36					20	251	397	616	835	1054
3783.37 - 3786.69					19	250	396	615	834	1053
3786.70 - 3790.03					18	249	395	614	833	1052
3790.04 - 3793.36					17	248	394	613	832	1051
3793.37 - 3796.69					16	247	393	612	831	1050
3796.70 - 3800.03					15	246	392	611	830	1049

SAMPLE



**Basis of Issuance  
 October 1, 2023**

Reduction Amt: 30%

Monthly Net Income	----- Coupon / EBT Allotments by Household Size -----									
	Number of Persons in the Household									
	1 Person	2 Persons	3 Persons	4 Persons	5 Persons	6 Persons	7 Persons	8 Persons	9 Persons	10 Persons
3800.04 - 3803.36					14	245	391	610	829	1048
3803.37 - 3806.69					13	244	390	609	828	1047
3806.70 - 3810.03					12	243	389	608	827	1046
3810.04 - 3813.36					11	242	388	607	826	1045
3813.37 - 3816.69					10	241	387	606	825	1044
3816.70 - 3820.03					9	240	386	605	824	1043
3820.04 - 3823.36					8	239	385	604	823	1042
3823.37 - 3826.69					7	238	384	603	822	1041
3826.70 - 3830.03					6	237	383	602	821	1040
3830.04 - 3833.36					5	236	382	601	820	1039
3833.37 - 3836.69					4	235	381	600	819	1038
3836.70 - 3840.03					3	234	380	599	818	1037
3840.04 - 3843.36					2	233	379	598	817	1036
3843.37 - 3846.69					1	232	378	597	816	1035
3846.70 - 3850.03						231	377	596	815	1034
3850.04 - 3853.36						230	376	595	814	1033
3853.37 - 3856.69						229	375	594	813	1032
3856.70 - 3860.03						228	374	593	812	1031
3860.04 - 3863.36						227	373	592	811	1030
3863.37 - 3866.69						226	372	591	810	1029
3866.70 - 3870.03						225	371	590	809	1028
3870.04 - 3873.36						224	370	589	808	1027
3873.37 - 3876.69						223	369	588	807	1026
3876.70 - 3880.03						222	368	587	806	1025
3880.04 - 3883.36						221	367	586	805	1024
3883.37 - 3886.69						220	366	585	804	1023
3886.70 - 3890.03						219	365	584	803	1022
3890.04 - 3893.36						218	364	583	802	1021
3893.37 - 3896.69						217	363	582	801	1020
3896.70 - 3900.03						216	362	581	800	1019
3900.04 - 3903.36						215	361	580	799	1018

SAMPLE

**Basis of Issuance  
October 1, 2023**

Reduction Amt: 30%

Monthly Net Income	----- Coupon / EBT Allotments by Household Size -----									
	Number of Persons in the Household									
	1 Person	2 Persons	3 Persons	4 Persons	5 Persons	6 Persons	7 Persons	8 Persons	9 Persons	10 Persons
3903.37 - 3906.69						214	360	579	798	1017
3906.70 - 3910.03						213	359	578	797	1016
3910.04 - 3913.36						212	358	577	796	1015
3913.37 - 3916.69						211	357	576	795	1014
3916.70 - 3920.03						210	356	575	794	1013
3920.04 - 3923.36						209	355	574	793	1012
3923.37 - 3926.69						208	354	573	792	1011
3926.70 - 3930.03						207	353	572	791	1010
3930.04 - 3933.36						206	352	571	790	1009
3933.37 - 3936.69						205	351	570	789	1008
3936.70 - 3940.03						204	350	569	788	1007
3940.04 - 3943.36						203	349	568	787	1006
3943.37 - 3946.69						202	348	567	786	1005
3946.70 - 3950.03						201	347	566	785	1004
3950.04 - 3953.36						200	346	565	784	1003
3953.37 - 3956.69						199	345	564	783	1002
3956.70 - 3960.03						198	344	563	782	1001
3960.04 - 3963.36						197	343	562	781	1000
3963.37 - 3966.69						196	342	561	780	999
3966.70 - 3970.03						195	341	560	779	998
3970.04 - 3973.36						194	340	559	778	997
3973.37 - 3976.69						193	339	558	777	996
3976.70 - 3980.03						192	338	557	776	995
3980.04 - 3983.36						191	337	556	775	994
3983.37 - 3986.69						190	336	555	774	993
3986.70 - 3990.03						189	335	554	773	992
3990.04 - 3993.36						188	334	553	772	991
3993.37 - 3996.69						187	333	552	771	990
3996.70 - 4000.03						186	332	551	770	989
4000.04 - 4003.36						185	331	550	769	988
4003.37 - 4006.69						184	330	549	768	987

SAMPLE

**Basis of Issuance  
October 1, 2023**

Reduction Amt: 30%

Monthly Net Income	----- Coupon / EBT Allotments by Household Size -----									
	Number of Persons in the Household									
	1 Person	2 Persons	3 Persons	4 Persons	5 Persons	6 Persons	7 Persons	8 Persons	9 Persons	10 Persons
4006.70 - 4010.03						183	329	548	767	986
4010.04 - 4013.36						182	328	547	766	985
4013.37 - 4016.69						181	327	546	765	984
4016.70 - 4020.03						180	326	545	764	983
4020.04 - 4023.36						179	325	544	763	982
4023.37 - 4026.69						178	324	543	762	981
4026.70 - 4030.03						177	323	542	761	980
4030.04 - 4033.36						176	322	541	760	979
4033.37 - 4036.69						175	321	540	759	978
4036.70 - 4040.03						174	320	539	758	977
4040.04 - 4043.36						173	319	538	757	976
4043.37 - 4046.69						172	318	537	756	975
4046.70 - 4050.03						171	317	536	755	974
4050.04 - 4053.36						170	316	535	754	973
4053.37 - 4056.69						169	315	534	753	972
4056.70 - 4060.03						168	314	533	752	971
4060.04 - 4063.36						167	313	532	751	970
4063.37 - 4066.69						166	312	531	750	969
4066.70 - 4070.03						165	311	530	749	968
4070.04 - 4073.36						164	310	529	748	967
4073.37 - 4076.69						163	309	528	747	966
4076.70 - 4080.03						162	308	527	746	965
4080.04 - 4083.36						161	307	526	745	964
4083.37 - 4086.69						160	306	525	744	963
4086.70 - 4090.03						159	305	524	743	962
4090.04 - 4093.36						158	304	523	742	961
4093.37 - 4096.69						157	303	522	741	960
4096.70 - 4100.03						156	302	521	740	959
4100.04 - 4103.36						155	301	520	739	958
4103.37 - 4106.69						154	300	519	738	957
4106.70 - 4110.03						153	299	518	737	956

SAMPLE

**Basis of Issuance  
 October 1, 2023**

Reduction Amt: 30%

Monthly Net Income	----- Coupon / EBT Allotments by Household Size -----									
	Number of Persons in the Household									
	1 Person	2 Persons	3 Persons	4 Persons	5 Persons	6 Persons	7 Persons	8 Persons	9 Persons	10 Persons
4110.04 - 4113.36						152	298	517	736	955
4113.37 - 4116.69						151	297	516	735	954
4116.70 - 4120.03						150	296	515	734	953
4120.04 - 4123.36						149	295	514	733	952
4123.37 - 4126.69						148	294	513	732	951
4126.70 - 4130.03						147	293	512	731	950
4130.04 - 4133.36						146	292	511	730	949
4133.37 - 4136.69						145	291	510	729	948
4136.70 - 4140.03						144	290	509	728	947
4140.04 - 4143.36						143	289	508	727	946
4143.37 - 4146.69						142	288	507	726	945
4146.70 - 4150.03						141	287	506	725	944
4150.04 - 4153.36						140	286	505	724	943
4153.37 - 4156.69						139	285	504	723	942
4156.70 - 4160.03						138	284	503	722	941
4160.04 - 4163.36						137	283	502	721	940
4163.37 - 4166.69						136	282	501	720	939
4166.70 - 4170.03						135	281	500	719	938
4170.04 - 4173.36						134	280	499	718	937
4173.37 - 4176.69						133	279	498	717	936
4176.70 - 4180.03						132	278	497	716	935
4180.04 - 4183.36						131	277	496	715	934
4183.37 - 4186.69						130	276	495	714	933
4186.70 - 4190.03						129	275	494	713	932
4190.04 - 4193.36						128	274	493	712	931
4193.37 - 4196.69						127	273	492	711	930
4196.70 - 4200.03						126	272	491	710	929
4200.04 - 4203.36						125	271	490	709	928
4203.37 - 4206.69						124	270	489	708	927
4206.70 - 4210.03						123	269	488	707	926

SAMPLE

**Basis of Issuance  
 October 1, 2023**

Reduction Amt: 30%

Monthly Net Income	----- Coupon / EBT Allotments by Household Size -----									
	Number of Persons in the Household									
	1 Person	2 Persons	3 Persons	4 Persons	5 Persons	6 Persons	7 Persons	8 Persons	9 Persons	10 Persons
4210.04 - 4213.36						122	268	487	706	925
4213.37 - 4216.69						121	267	486	705	924
4216.70 - 4220.03						120	266	485	704	923
4220.04 - 4223.36						119	265	484	703	922
4223.37 - 4226.69						118	264	483	702	921
4226.70 - 4230.03						117	263	482	701	920
4230.04 - 4233.36						116	262	481	700	919
4233.37 - 4236.69						115	261	480	699	918
4236.70 - 4240.03						114	260	479	698	917
4240.04 - 4243.36						113	259	478	697	916
4243.37 - 4246.69						112	258	477	696	915
4246.70 - 4250.03						111	257	476	695	914
4250.04 - 4253.36						110	256	475	694	913
4253.37 - 4256.69						109	255	474	693	912
4256.70 - 4260.03						108	254	473	692	911
4260.04 - 4263.36						107	253	472	691	910
4263.37 - 4266.69						106	252	471	690	909
4266.70 - 4270.03						105	251	470	689	908
4270.04 - 4273.36						104	250	469	688	907
4273.37 - 4276.69						103	249	468	687	906
4276.70 - 4280.03						102	248	467	686	905
4280.04 - 4283.36						101	247	466	685	904
4283.37 - 4286.69						100	246	465	684	903
4286.70 - 4290.03						99	245	464	683	902
4290.04 - 4293.36						98	244	463	682	901
4293.37 - 4296.69						97	243	462	681	900
4296.70 - 4300.03						96	242	461	680	899
4300.04 - 4303.36						95	241	460	679	898
4303.37 - 4306.69						94	240	459	678	897
4306.70 - 4310.03						93	239	458	677	896
4310.04 - 4313.36						92	238	457	676	895

SAMPLE

**Basis of Issuance  
 October 1, 2023**

Reduction Amt: 30%

Monthly Net Income	----- Coupon / EBT Allotments by Household Size -----									
	Number of Persons in the Household									
	1 Person	2 Persons	3 Persons	4 Persons	5 Persons	6 Persons	7 Persons	8 Persons	9 Persons	10 Persons
4313.37 - 4316.69						91	237	456	675	894
4316.70 - 4320.03						90	236	455	674	893
4320.04 - 4323.36						89	235	454	673	892
4323.37 - 4326.69						88	234	453	672	891
4326.70 - 4330.03						87	233	452	671	890
4330.04 - 4333.36						86	232	451	670	889
4333.37 - 4336.69						85	231	450	669	888
4336.70 - 4340.03						84	230	449	668	887
4340.04 - 4343.36						83	229	448	667	886
4343.37 - 4346.69						82	228	447	666	885
4346.70 - 4350.03						81	227	446	665	884
4350.04 - 4353.36						80	226	445	664	883
4353.37 - 4356.69						79	225	444	663	882
4356.70 - 4360.03						78	224	443	662	881
4360.04 - 4363.36						77	223	442	661	880
4363.37 - 4366.69						76	222	441	660	879
4366.70 - 4370.03						75	221	440	659	878
4370.04 - 4373.36						74	220	439	658	877
4373.37 - 4376.69						73	219	438	657	876
4376.70 - 4380.03						72	218	437	656	875
4380.04 - 4383.36						71	217	436	655	874
4383.37 - 4386.69						70	216	435	654	873
4386.70 - 4390.03						69	215	434	653	872
4390.04 - 4393.36						68	214	433	652	871
4393.37 - 4396.69						67	213	432	651	870
4396.70 - 4400.03						66	212	431	650	869
4400.04 - 4403.36						65	211	430	649	868
4403.37 - 4406.69						64	210	429	648	867
4406.70 - 4410.03						63	209	428	647	866
4410.04 - 4413.36						62	208	427	646	865
4413.37 - 4416.69						61	207	426	645	864

SAMPLE

**Basis of Issuance  
 October 1, 2023**

Reduction Amt: 30%

Monthly Net Income	----- Coupon / EBT Allotments by Household Size -----									
	Number of Persons in the Household									
	1 Person	2 Persons	3 Persons	4 Persons	5 Persons	6 Persons	7 Persons	8 Persons	9 Persons	10 Persons
4416.70 - 4420.03						60	206	425	644	863
4420.04 - 4423.36						59	205	424	643	862
4423.37 - 4426.69						58	204	423	642	861
4426.70 - 4430.03						57	203	422	641	860
4430.04 - 4433.36						56	202	421	640	859
4433.37 - 4436.69						55	201	420	639	858
4436.70 - 4440.03						54	200	419	638	857
4440.04 - 4443.36						53	199	418	637	856
4443.37 - 4446.69						52	198	417	636	855
4446.70 - 4450.03						51	197	416	635	854
4450.04 - 4453.36						50	196	415	634	853
4453.37 - 4456.69						49	195	414	633	852
4456.70 - 4460.03						48	194	413	632	851
4460.04 - 4463.36						47	193	412	631	850
4463.37 - 4466.69						46	192	411	630	849
4466.70 - 4470.03						45	191	410	629	848
4470.04 - 4473.36						44	190	409	628	847
4473.37 - 4476.69						43	189	408	627	846
4476.70 - 4480.03						42	188	407	626	845
4480.04 - 4483.36						41	187	406	625	844
4483.37 - 4486.69						40	186	405	624	843
4486.70 - 4490.03						39	185	404	623	842
4490.04 - 4493.36						38	184	403	622	841
4493.37 - 4496.69						37	183	402	621	840
4496.70 - 4500.03						36	182	401	620	839
4500.04 - 4503.36						35	181	400	619	838
4503.37 - 4506.69						34	180	399	618	837
4506.70 - 4510.03						33	179	398	617	836
4510.04 - 4513.36						32	178	397	616	835
4513.37 - 4516.69						31	177	396	615	834
4516.70 - 4520.03						30	176	395	614	833

SAMPLE

**Basis of Issuance  
 October 1, 2023**

Reduction Amt: 30%

Monthly Net Income	----- Coupon / EBT Allotments by Household Size -----									
	Number of Persons in the Household									
	1 Person	2 Persons	3 Persons	4 Persons	5 Persons	6 Persons	7 Persons	8 Persons	9 Persons	10 Persons
4520.04 - 4523.36						29	175	394	613	832
4523.37 - 4526.69						28	174	393	612	831
4526.70 - 4530.03						27	173	392	611	830
4530.04 - 4533.36						26	172	391	610	829
4533.37 - 4536.69						25	171	390	609	828
4536.70 - 4540.03						24	170	389	608	827
4540.04 - 4543.36						23	169	388	607	826
4543.37 - 4546.69						22	168	387	606	825
4546.70 - 4550.03						21	167	386	605	824
4550.04 - 4553.36						20	166	385	604	823
4553.37 - 4556.69						19	165	384	603	822
4556.70 - 4560.03						18	164	383	602	821
4560.04 - 4563.36						17	163	382	601	820
4563.37 - 4566.69						16	162	381	600	819
4566.70 - 4570.03						15	161	380	599	818
4570.04 - 4573.36						14	160	379	598	817
4573.37 - 4576.69						13	159	378	597	816
4576.70 - 4580.03						12	158	377	596	815
4580.04 - 4583.36						11	157	376	595	814
4583.37 - 4586.69						10	156	375	594	813
4586.70 - 4590.03						9	155	374	593	812
4590.04 - 4593.36						8	154	373	592	811
4593.37 - 4596.69						7	153	372	591	810
4596.70 - 4600.03						6	152	371	590	809
4600.04 - 4603.36						5	151	370	589	808
4603.37 - 4606.69						4	150	369	588	807
4606.70 - 4610.03						3	149	368	587	806
4610.04 - 4613.36						2	148	367	586	805
4613.37 - 4616.69						1	147	366	585	804
4616.70 - 4620.03							146	365	584	803
4620.04 - 4623.36							145	364	583	802

SAMPLE



**Basis of Issuance  
 October 1, 2023**

Reduction Amt: 30%

Monthly Net Income	----- Coupon / EBT Allotments by Household Size -----									
	Number of Persons in the Household									
	1 Person	2 Persons	3 Persons	4 Persons	5 Persons	6 Persons	7 Persons	8 Persons	9 Persons	10 Persons
4623.37 - 4626.69							144	363	582	801
4626.70 - 4630.03							143	362	581	800
4630.04 - 4633.36							142	361	580	799
4633.37 - 4636.69							141	360	579	798
4636.70 - 4640.03							140	359	578	797
4640.04 - 4643.36							139	358	577	796
4643.37 - 4646.69							138	357	576	795
4646.70 - 4650.03							137	356	575	794
4650.04 - 4653.36							136	355	574	793
4653.37 - 4656.69							135	354	573	792
4656.70 - 4660.03							134	353	572	791
4660.04 - 4663.36							133	352	571	790
4663.37 - 4666.69							132	351	570	789
4666.70 - 4670.03							131	350	569	788
4670.04 - 4673.36							130	349	568	787
4673.37 - 4676.69							129	348	567	786
4676.70 - 4680.03							128	347	566	785
4680.04 - 4683.36							127	346	565	784
4683.37 - 4686.69							126	345	564	783
4686.70 - 4690.03							125	344	563	782
4690.04 - 4693.36							124	343	562	781
4693.37 - 4696.69							123	342	561	780
4696.70 - 4700.03							122	341	560	779
4700.04 - 4703.36							121	340	559	778
4703.37 - 4706.69							120	339	558	777
4706.70 - 4710.03							119	338	557	776
4710.04 - 4713.36							118	337	556	775
4713.37 - 4716.69							117	336	555	774
4716.70 - 4720.03							116	335	554	773
4720.04 - 4723.36							115	334	553	772
4723.37 - 4726.69							114	333	552	771

SAMPLE

**Basis of Issuance  
 October 1, 2023**

Reduction Amt: 30%

Monthly Net Income	----- Coupon / EBT Allotments by Household Size -----									
	Number of Persons in the Household									
	1 Person	2 Persons	3 Persons	4 Persons	5 Persons	6 Persons	7 Persons	8 Persons	9 Persons	10 Persons
4726.70 - 4730.03							113	332	551	770
4730.04 - 4733.36							112	331	550	769
4733.37 - 4736.69							111	330	549	768
4736.70 - 4740.03							110	329	548	767
4740.04 - 4743.36							109	328	547	766
4743.37 - 4746.69							108	327	546	765
4746.70 - 4750.03							107	326	545	764
4750.04 - 4753.36							106	325	544	763
4753.37 - 4756.69							105	324	543	762
4756.70 - 4760.03							104	323	542	761
4760.04 - 4763.36							103	322	541	760
4763.37 - 4766.69							102	321	540	759
4766.70 - 4770.03							101	320	539	758
4770.04 - 4773.36							100	319	538	757
4773.37 - 4776.69							99	318	537	756
4776.70 - 4780.03							98	317	536	755
4780.04 - 4783.36							97	316	535	754
4783.37 - 4786.69							96	315	534	753
4786.70 - 4790.03							95	314	533	752
4790.04 - 4793.36							94	313	532	751
4793.37 - 4796.69							93	312	531	750
4796.70 - 4800.03							92	311	530	749
4800.04 - 4803.36							91	310	529	748
4803.37 - 4806.69							90	309	528	747
4806.70 - 4810.03							89	308	527	746
4810.04 - 4813.36							88	307	526	745
4813.37 - 4816.69							87	306	525	744
4816.70 - 4820.03							86	305	524	743
4820.04 - 4823.36							85	304	523	742
4823.37 - 4826.69							84	303	522	741
4826.70 - 4830.03							83	302	521	740

SAMPLE

**Basis of Issuance  
 October 1, 2023**

Reduction Amt: 30%

Monthly Net Income	----- Coupon / EBT Allotments by Household Size -----									
	Number of Persons in the Household									
	1 Person	2 Persons	3 Persons	4 Persons	5 Persons	6 Persons	7 Persons	8 Persons	9 Persons	10 Persons
4830.04 - 4833.36							82	301	520	739
4833.37 - 4836.69							81	300	519	738
4836.70 - 4840.03							80	299	518	737
4840.04 - 4843.36							79	298	517	736
4843.37 - 4846.69							78	297	516	735
4846.70 - 4850.03							77	296	515	734
4850.04 - 4853.36							76	295	514	733
4853.37 - 4856.69							75	294	513	732
4856.70 - 4860.03							74	293	512	731
4860.04 - 4863.36							73	292	511	730
4863.37 - 4866.69							72	291	510	729
4866.70 - 4870.03							71	290	509	728
4870.04 - 4873.36							70	289	508	727
4873.37 - 4876.69							69	288	507	726
4876.70 - 4880.03							68	287	506	725
4880.04 - 4883.36							67	286	505	724
4883.37 - 4886.69							66	285	504	723
4886.70 - 4890.03							65	284	503	722
4890.04 - 4893.36							64	283	502	721
4893.37 - 4896.69							63	282	501	720
4896.70 - 4900.03							62	281	500	719
4900.04 - 4903.36							61	280	499	718
4903.37 - 4906.69							60	279	498	717
4906.70 - 4910.03							59	278	497	716
4910.04 - 4913.36							58	277	496	715
4913.37 - 4916.69							57	276	495	714
4916.70 - 4920.03							56	275	494	713
4920.04 - 4923.36							55	274	493	712
4923.37 - 4926.69							54	273	492	711
4926.70 - 4930.03							53	272	491	710

SAMPLE

**Basis of Issuance  
 October 1, 2023**

Reduction Amt: 30%

Monthly Net Income	----- Coupon / EBT Allotments by Household Size -----									
	Number of Persons in the Household									
	1 Person	2 Persons	3 Persons	4 Persons	5 Persons	6 Persons	7 Persons	8 Persons	9 Persons	10 Persons
4930.04 - 4933.36							52	271	490	709
4933.37 - 4936.69							51	270	489	708
4936.70 - 4940.03							50	269	488	707
4940.04 - 4943.36							49	268	487	706
4943.37 - 4946.69							48	267	486	705
4946.70 - 4950.03							47	266	485	704
4950.04 - 4953.36							46	265	484	703
4953.37 - 4956.69							45	264	483	702
4956.70 - 4960.03							44	263	482	701
4960.04 - 4963.36							43	262	481	700
4963.37 - 4966.69							42	261	480	699
4966.70 - 4970.03							41	260	479	698
4970.04 - 4973.36							40	259	478	697
4973.37 - 4976.69							39	258	477	696
4976.70 - 4980.03							38	257	476	695
4980.04 - 4983.36							37	256	475	694
4983.37 - 4986.69							36	255	474	693
4986.70 - 4990.03							35	254	473	692
4990.04 - 4993.36							34	253	472	691
4993.37 - 4996.69							33	252	471	690
4996.70 - 5000.03							32	251	470	689
5000.04 - 5003.36							31	250	469	688
5003.37 - 5006.69							30	249	468	687
5006.70 - 5010.03							29	248	467	686
5010.04 - 5013.36							28	247	466	685
5013.37 - 5016.69							27	246	465	684
5016.70 - 5020.03							26	245	464	683
5020.04 - 5023.36							25	244	463	682
5023.37 - 5026.69							24	243	462	681
5026.70 - 5030.03							23	242	461	680
5030.04 - 5033.36							22	241	460	679

SAMPLE

**Basis of Issuance  
 October 1, 2023**

Reduction Amt: 30%

Monthly Net Income	----- Coupon / EBT Allotments by Household Size -----									
	Number of Persons in the Household									
	1 Person	2 Persons	3 Persons	4 Persons	5 Persons	6 Persons	7 Persons	8 Persons	9 Persons	10 Persons
5033.37 - 5036.69							21	240	459	678
5036.70 - 5040.03							20	239	458	677
5040.04 - 5043.36							19	238	457	676
5043.37 - 5046.69							18	237	456	675
5046.70 - 5050.03							17	236	455	674
5050.04 - 5053.36							16	235	454	673
5053.37 - 5056.69							15	234	453	672
5056.70 - 5060.03							14	233	452	671
5060.04 - 5063.36							13	232	451	670
5063.37 - 5066.69							12	231	450	669
5066.70 - 5070.03							11	230	449	668
5070.04 - 5073.36							10	229	448	667
5073.37 - 5076.69							9	228	447	666
5076.70 - 5080.03							8	227	446	665
5080.04 - 5083.36							7	226	445	664
5083.37 - 5086.69							6	225	444	663
5086.70 - 5090.03							5	224	443	662
5090.04 - 5093.36							4	223	442	661
5093.37 - 5096.69							3	222	441	660
5096.70 - 5100.03							2	221	440	659
5100.04 - 5103.36							1	220	439	658
5103.37 - 5106.69								219	438	657
5106.70 - 5110.03								218	437	656
5110.04 - 5113.36								217	436	655
5113.37 - 5116.69								216	435	654
5116.70 - 5120.03								215	434	653
5120.04 - 5123.36								214	433	652
5123.37 - 5126.69								213	432	651
5126.70 - 5130.03								212	431	650
5130.04 - 5133.36								211	430	649
5133.37 - 5136.69								210	429	648

SAMPLE

**Basis of Issuance  
 October 1, 2023**

Reduction Amt: 30%

Monthly Net Income	----- Coupon / EBT Allotments by Household Size -----									
	Number of Persons in the Household									
	1 Person	2 Persons	3 Persons	4 Persons	5 Persons	6 Persons	7 Persons	8 Persons	9 Persons	10 Persons
5136.70 - 5140.03								209	428	647
5140.04 - 5143.36								208	427	646
5143.37 - 5146.69								207	426	645
5146.70 - 5150.03								206	425	644
5150.04 - 5153.36								205	424	643
5153.37 - 5156.69								204	423	642
5156.70 - 5160.03								203	422	641
5160.04 - 5163.36								202	421	640
5163.37 - 5166.69								201	420	639
5166.70 - 5170.03								200	419	638
5170.04 - 5173.36								199	418	637
5173.37 - 5176.69								198	417	636
5176.70 - 5180.03								197	416	635
5180.04 - 5183.36								196	415	634
5183.37 - 5186.69								195	414	633
5186.70 - 5190.03								194	413	632
5190.04 - 5193.36								193	412	631
5193.37 - 5196.69								192	411	630
5196.70 - 5200.03								191	410	629
5200.04 - 5203.36								190	409	628
5203.37 - 5206.69								189	408	627
5206.70 - 5210.03								188	407	626
5210.04 - 5213.36								187	406	625
5213.37 - 5216.69								186	405	624
5216.70 - 5220.03								185	404	623
5220.04 - 5223.36								184	403	622
5223.37 - 5226.69								183	402	621
5226.70 - 5230.03								182	401	620
5230.04 - 5233.36								181	400	619
5233.37 - 5236.69								180	399	618
5236.70 - 5240.03								179	398	617

SAMPLE

**Basis of Issuance  
 October 1, 2023**

Reduction Amt: 30%

Monthly Net Income	----- Coupon / EBT Allotments by Household Size -----									
	Number of Persons in the Household									
	1 Person	2 Persons	3 Persons	4 Persons	5 Persons	6 Persons	7 Persons	8 Persons	9 Persons	10 Persons
5240.04 - 5243.36								178	397	616
5243.37 - 5246.69								177	396	615
5246.70 - 5250.03								176	395	614
5250.04 - 5253.36								175	394	613
5253.37 - 5256.69								174	393	612
5256.70 - 5260.03								173	392	611
5260.04 - 5263.36								172	391	610
5263.37 - 5266.69								171	390	609
5266.70 - 5270.03								170	389	608
5270.04 - 5273.36								169	388	607
5273.37 - 5276.69								168	387	606
5276.70 - 5280.03								167	386	605
5280.04 - 5283.36								166	385	604
5283.37 - 5286.69								165	384	603
5286.70 - 5290.03								164	383	602
5290.04 - 5293.36								163	382	601
5293.37 - 5296.69								162	381	600
5296.70 - 5300.03								161	380	599
5300.04 - 5303.36								160	379	598
5303.37 - 5306.69								159	378	597
5306.70 - 5310.03								158	377	596
5310.04 - 5313.36								157	376	595
5313.37 - 5316.69								156	375	594
5316.70 - 5320.03								155	374	593
5320.04 - 5323.36								154	373	592
5323.37 - 5326.69								153	372	591
5326.70 - 5330.03								152	371	590
5330.04 - 5333.36								151	370	589
5333.37 - 5336.69								150	369	588
5336.70 - 5340.03								149	368	587
5340.04 - 5343.36								148	367	586

SAMPLE

**Basis of Issuance  
 October 1, 2023**

Reduction Amt: 30%

Monthly Net Income	----- Coupon / EBT Allotments by Household Size -----									
	Number of Persons in the Household									
	1 Person	2 Persons	3 Persons	4 Persons	5 Persons	6 Persons	7 Persons	8 Persons	9 Persons	10 Persons
5343.37 - 5346.69								147	366	585
5346.70 - 5350.03								146	365	584
5350.04 - 5353.36								145	364	583
5353.37 - 5356.69								144	363	582
5356.70 - 5360.03								143	362	581
5360.04 - 5363.36								142	361	580
5363.37 - 5366.69								141	360	579
5366.70 - 5370.03								140	359	578
5370.04 - 5373.36								139	358	577
5373.37 - 5376.69								138	357	576
5376.70 - 5380.03								137	356	575
5380.04 - 5383.36								136	355	574
5383.37 - 5386.69								135	354	573
5386.70 - 5390.03								134	353	572
5390.04 - 5393.36								133	352	571
5393.37 - 5396.69								132	351	570
5396.70 - 5400.03								131	350	569
5400.04 - 5403.36								130	349	568
5403.37 - 5406.69								129	348	567
5406.70 - 5410.03								128	347	566
5410.04 - 5413.36								127	346	565
5413.37 - 5416.69								126	345	564
5416.70 - 5420.03								125	344	563
5420.04 - 5423.36								124	343	562
5423.37 - 5426.69								123	342	561
5426.70 - 5430.03								122	341	560
5430.04 - 5433.36								121	340	559
5433.37 - 5436.69								120	339	558
5436.70 - 5440.03								119	338	557
5440.04 - 5443.36								118	337	556
5443.37 - 5446.69								117	336	555

SAMPLE



**Basis of Issuance  
 October 1, 2023**

Reduction Amt: 30%

Monthly Net Income	----- Coupon / EBT Allotments by Household Size -----									
	Number of Persons in the Household									
	1 Person	2 Persons	3 Persons	4 Persons	5 Persons	6 Persons	7 Persons	8 Persons	9 Persons	10 Persons
5446.70 - 5450.03								116	335	554
5450.04 - 5453.36								115	334	553
5453.37 - 5456.69								114	333	552
5456.70 - 5460.03								113	332	551
5460.04 - 5463.36								112	331	550
5463.37 - 5466.69								111	330	549
5466.70 - 5470.03								110	329	548
5470.04 - 5473.36								109	328	547
5473.37 - 5476.69								108	327	546
5476.70 - 5480.03								107	326	545
5480.04 - 5483.36								106	325	544
5483.37 - 5486.69								105	324	543
5486.70 - 5490.03								104	323	542
5490.04 - 5493.36								103	322	541
5493.37 - 5496.69								102	321	540
5496.70 - 5500.03								101	320	539
5500.04 - 5503.36								100	319	538
5503.37 - 5506.69								99	318	537
5506.70 - 5510.03								98	317	536
5510.04 - 5513.36								97	316	535
5513.37 - 5516.69								96	315	534
5516.70 - 5520.03								95	314	533
5520.04 - 5523.36								94	313	532
5523.37 - 5526.69								93	312	531
5526.70 - 5530.03								92	311	530
5530.04 - 5533.36								91	310	529
5533.37 - 5536.69								90	309	528
5536.70 - 5540.03								89	308	527
5540.04 - 5543.36								88	307	526
5543.37 - 5546.69								87	306	525
5546.70 - 5550.03								86	305	524

SAMPLE

**Basis of Issuance  
 October 1, 2023**

Reduction Amt: 30%

Monthly Net Income	----- Coupon / EBT Allotments by Household Size -----									
	Number of Persons in the Household									
	1 Person	2 Persons	3 Persons	4 Persons	5 Persons	6 Persons	7 Persons	8 Persons	9 Persons	10 Persons
5550.04 - 5553.36								85	304	523
5553.37 - 5556.69								84	303	522
5556.70 - 5560.03								83	302	521
5560.04 - 5563.36								82	301	520
5563.37 - 5566.69								81	300	519
5566.70 - 5570.03								80	299	518
5570.04 - 5573.36								79	298	517
5573.37 - 5576.69								78	297	516
5576.70 - 5580.03								77	296	515
5580.04 - 5583.36								76	295	514
5583.37 - 5586.69								75	294	513
5586.70 - 5590.03								74	293	512
5590.04 - 5593.36								73	292	511
5593.37 - 5596.69								72	291	510
5596.70 - 5600.03								71	290	509
5600.04 - 5603.36								70	289	508
5603.37 - 5606.69								69	288	507
5606.70 - 5610.03								68	287	506
5610.04 - 5613.36								67	286	505
5613.37 - 5616.69								66	285	504
5616.70 - 5620.03								65	284	503
5620.04 - 5623.36								64	283	502
5623.37 - 5626.69								63	282	501
5626.70 - 5630.03								62	281	500
5630.04 - 5633.36								61	280	499
5633.37 - 5636.69								60	279	498
5636.70 - 5640.03								59	278	497
5640.04 - 5643.36								58	277	496
5643.37 - 5646.69								57	276	495
5646.70 - 5650.03								56	275	494

SAMPLE

**Basis of Issuance  
 October 1, 2023**

Reduction Amt: 30%

Monthly Net Income	----- Coupon / EBT Allotments by Household Size -----									
	Number of Persons in the Household									
	1 Person	2 Persons	3 Persons	4 Persons	5 Persons	6 Persons	7 Persons	8 Persons	9 Persons	10 Persons
5650.04 - 5653.36								55	274	493
5653.37 - 5656.69								54	273	492
5656.70 - 5660.03								53	272	491
5660.04 - 5663.36								52	271	490
5663.37 - 5666.69								51	270	489
5666.70 - 5670.03								50	269	488
5670.04 - 5673.36								49	268	487
5673.37 - 5676.69								48	267	486
5676.70 - 5680.03								47	266	485
5680.04 - 5683.36								46	265	484
5683.37 - 5686.69								45	264	483
5686.70 - 5690.03								44	263	482
5690.04 - 5693.36								43	262	481
5693.37 - 5696.69								42	261	480
5696.70 - 5700.03								41	260	479
5700.04 - 5703.36								40	259	478
5703.37 - 5706.69								39	258	477
5706.70 - 5710.03								38	257	476
5710.04 - 5713.36								37	256	475
5713.37 - 5716.69								36	255	474
5716.70 - 5720.03								35	254	473
5720.04 - 5723.36								34	253	472
5723.37 - 5726.69								33	252	471
5726.70 - 5730.03								32	251	470
5730.04 - 5733.36								31	250	469
5733.37 - 5736.69								30	249	468
5736.70 - 5740.03								29	248	467
5740.04 - 5743.36								28	247	466
5743.37 - 5746.69								27	246	465
5746.70 - 5750.03								26	245	464
5750.04 - 5753.36								25	244	463

SAMPLE

**Basis of Issuance  
 October 1, 2023**

Reduction Amt: 30%

Monthly Net Income	----- Coupon / EBT Allotments by Household Size -----									
	Number of Persons in the Household									
	1 Person	2 Persons	3 Persons	4 Persons	5 Persons	6 Persons	7 Persons	8 Persons	9 Persons	10 Persons
5753.37 - 5756.69								24	243	462
5756.70 - 5760.03								23	242	461
5760.04 - 5763.36								22	241	460
5763.37 - 5766.69								21	240	459
5766.70 - 5770.03								20	239	458
5770.04 - 5773.36								19	238	457
5773.37 - 5776.69								18	237	456
5776.70 - 5780.03								17	236	455
5780.04 - 5783.36								16	235	454
5783.37 - 5786.69								15	234	453
5786.70 - 5790.03								14	233	452
5790.04 - 5793.36								13	232	451
5793.37 - 5796.69								12	231	450
5796.70 - 5800.03								11	230	449
5800.04 - 5803.36								10	229	448
5803.37 - 5806.69								9	228	447
5806.70 - 5810.03								8	227	446
5810.04 - 5813.36								7	226	445
5813.37 - 5816.69								6	225	444
5816.70 - 5820.03								5	224	443
5820.04 - 5823.36								4	223	442
5823.37 - 5826.69								3	222	441
5826.70 - 5830.03								2	221	440
5830.04 - 5833.36								1	220	439
5833.37 - 5836.69									219	438
5836.70 - 5840.03									218	437
5840.04 - 5843.36									217	436
5843.37 - 5846.69									216	435
5846.70 - 5850.03									215	434
5850.04 - 5853.36									214	433
5853.37 - 5856.69									213	432

SAMPLE

**Basis of Issuance  
 October 1, 2023**

Reduction Amt: 30%

Monthly Net Income	----- Coupon / EBT Allotments by Household Size -----									
	Number of Persons in the Household									
	1 Person	2 Persons	3 Persons	4 Persons	5 Persons	6 Persons	7 Persons	8 Persons	9 Persons	10 Persons
5856.70 - 5860.03									212	431
5860.04 - 5863.36									211	430
5863.37 - 5866.69									210	429
5866.70 - 5870.03									209	428
5870.04 - 5873.36									208	427
5873.37 - 5876.69									207	426
5876.70 - 5880.03									206	425
5880.04 - 5883.36									205	424
5883.37 - 5886.69									204	423
5886.70 - 5890.03									203	422
5890.04 - 5893.36									202	421
5893.37 - 5896.69									201	420
5896.70 - 5900.03									200	419
5900.04 - 5903.36									199	418
5903.37 - 5906.69									198	417
5906.70 - 5910.03									197	416
5910.04 - 5913.36									196	415
5913.37 - 5916.69									195	414
5916.70 - 5920.03									194	413
5920.04 - 5923.36									193	412
5923.37 - 5926.69									192	411
5926.70 - 5930.03									191	410
5930.04 - 5933.36									190	409
5933.37 - 5936.69									189	408
5936.70 - 5940.03									188	407
5940.04 - 5943.36									187	406
5943.37 - 5946.69									186	405
5946.70 - 5950.03									185	404
5950.04 - 5953.36									184	403
5953.37 - 5956.69									183	402
5956.70 - 5960.03									182	401

SAMPLE

**Basis of Issuance  
 October 1, 2023**

Reduction Amt: 30%

Monthly Net Income	----- Coupon / EBT Allotments by Household Size -----									
	Number of Persons in the Household									
	1 Person	2 Persons	3 Persons	4 Persons	5 Persons	6 Persons	7 Persons	8 Persons	9 Persons	10 Persons
5960.04 - 5963.36									181	400
5963.37 - 5966.69									180	399
5966.70 - 5970.03									179	398
5970.04 - 5973.36									178	397
5973.37 - 5976.69									177	396
5976.70 - 5980.03									176	395
5980.04 - 5983.36									175	394
5983.37 - 5986.69									174	393
5986.70 - 5990.03									173	392
5990.04 - 5993.36									172	391
5993.37 - 5996.69									171	390
5996.70 - 6000.03									170	389
6000.04 - 6003.36									169	388
6003.37 - 6006.69									168	387
6006.70 - 6010.03									167	386
6010.04 - 6013.36									166	385
6013.37 - 6016.69									165	384
6016.70 - 6020.03									164	383
6020.04 - 6023.36									163	382
6023.37 - 6026.69									162	381
6026.70 - 6030.03									161	380
6030.04 - 6033.36									160	379
6033.37 - 6036.69									159	378
6036.70 - 6040.03									158	377
6040.04 - 6043.36									157	376
6043.37 - 6046.69									156	375
6046.70 - 6050.03									155	374
6050.04 - 6053.36									154	373
6053.37 - 6056.69									153	372
6056.70 - 6060.03									152	371
6060.04 - 6063.36									151	370

SAMPLE

**Basis of Issuance  
 October 1, 2023**

Reduction Amt: 30%

Monthly Net Income	----- Coupon / EBT Allotments by Household Size -----									
	Number of Persons in the Household									
	1 Person	2 Persons	3 Persons	4 Persons	5 Persons	6 Persons	7 Persons	8 Persons	9 Persons	10 Persons
6063.37 - 6066.69									150	369
6066.70 - 6070.03									149	368
6070.04 - 6073.36									148	367
6073.37 - 6076.69									147	366
6076.70 - 6080.03									146	365
6080.04 - 6083.36									145	364
6083.37 - 6086.69									144	363
6086.70 - 6090.03									143	362
6090.04 - 6093.36									142	361
6093.37 - 6096.69									141	360
6096.70 - 6100.03									140	359
6100.04 - 6103.36									139	358
6103.37 - 6106.69									138	357
6106.70 - 6110.03									137	356
6110.04 - 6113.36									136	355
6113.37 - 6116.69									135	354
6116.70 - 6120.03									134	353
6120.04 - 6123.36									133	352
6123.37 - 6126.69									132	351
6126.70 - 6130.03									131	350
6130.04 - 6133.36									130	349
6133.37 - 6136.69									129	348
6136.70 - 6140.03									128	347
6140.04 - 6143.36									127	346
6143.37 - 6146.69									126	345
6146.70 - 6150.03									125	344
6150.04 - 6153.36									124	343
6153.37 - 6156.69									123	342
6156.70 - 6160.03									122	341
6160.04 - 6163.36									121	340
6163.37 - 6166.69									120	339

SAMPLE

**Basis of Issuance  
 October 1, 2023**

Reduction Amt: 30%

Monthly Net Income	----- Coupon / EBT Allotments by Household Size -----									
	Number of Persons in the Household									
	1 Person	2 Persons	3 Persons	4 Persons	5 Persons	6 Persons	7 Persons	8 Persons	9 Persons	10 Persons
6166.70 - 6170.03									119	338
6170.04 - 6173.36									118	337
6173.37 - 6176.69									117	336
6176.70 - 6180.03									116	335
6180.04 - 6183.36									115	334
6183.37 - 6186.69									114	333
6186.70 - 6190.03									113	332
6190.04 - 6193.36									112	331
6193.37 - 6196.69									111	330
6196.70 - 6200.03									110	329
6200.04 - 6203.36									109	328
6203.37 - 6206.69									108	327
6206.70 - 6210.03									107	326
6210.04 - 6213.36									106	325
6213.37 - 6216.69									105	324
6216.70 - 6220.03									104	323
6220.04 - 6223.36									103	322
6223.37 - 6226.69									102	321
6226.70 - 6230.03									101	320
6230.04 - 6233.36									100	319
6233.37 - 6236.69									99	318
6236.70 - 6240.03									98	317
6240.04 - 6243.36									97	316
6243.37 - 6246.69									96	315
6246.70 - 6250.03									95	314
6250.04 - 6253.36									94	313
6253.37 - 6256.69									93	312
6256.70 - 6260.03									92	311
6260.04 - 6263.36									91	310
6263.37 - 6266.69									90	309
6266.70 - 6270.03									89	308

SAMPLE



**Basis of Issuance  
 October 1, 2023**

Reduction Amt: 30%

Monthly Net Income	----- Coupon / EBT Allotments by Household Size -----									
	Number of Persons in the Household									
	1 Person	2 Persons	3 Persons	4 Persons	5 Persons	6 Persons	7 Persons	8 Persons	9 Persons	10 Persons
6270.04 - 6273.36									88	307
6273.37 - 6276.69									87	306
6276.70 - 6280.03									86	305
6280.04 - 6283.36									85	304
6283.37 - 6286.69									84	303
6286.70 - 6290.03									83	302
6290.04 - 6293.36									82	301
6293.37 - 6296.69									81	300
6296.70 - 6300.03									80	299
6300.04 - 6303.36									79	298
6303.37 - 6306.69									78	297
6306.70 - 6310.03									77	296
6310.04 - 6313.36									76	295
6313.37 - 6316.69									75	294
6316.70 - 6320.03									74	293
6320.04 - 6323.36									73	292
6323.37 - 6326.69									72	291
6326.70 - 6330.03									71	290
6330.04 - 6333.36									70	289
6333.37 - 6336.69									69	288
6336.70 - 6340.03									68	287
6340.04 - 6343.36									67	286
6343.37 - 6346.69									66	285
6346.70 - 6350.03									65	284
6350.04 - 6353.36									64	283
6353.37 - 6356.69									63	282
6356.70 - 6360.03									62	281
6360.04 - 6363.36									61	280
6363.37 - 6366.69									60	279
6366.70 - 6370.03									59	278

SAMPLE

**Basis of Issuance  
 October 1, 2023**

Reduction Amt: 30%

Monthly Net Income	----- Coupon / EBT Allotments by Household Size -----									
	Number of Persons in the Household									
	1 Person	2 Persons	3 Persons	4 Persons	5 Persons	6 Persons	7 Persons	8 Persons	9 Persons	10 Persons
6370.04 - 6373.36									58	277
6373.37 - 6376.69									57	276
6376.70 - 6380.03									56	275
6380.04 - 6383.36									55	274
6383.37 - 6386.69									54	273
6386.70 - 6390.03									53	272
6390.04 - 6393.36									52	271
6393.37 - 6396.69									51	270
6396.70 - 6400.03									50	269
6400.04 - 6403.36									49	268
6403.37 - 6406.69									48	267
6406.70 - 6410.03									47	266
6410.04 - 6413.36									46	265
6413.37 - 6416.69									45	264
6416.70 - 6420.03									44	263
6420.04 - 6423.36									43	262
6423.37 - 6426.69									42	261
6426.70 - 6430.03									41	260
6430.04 - 6433.36									40	259
6433.37 - 6436.69									39	258
6436.70 - 6440.03									38	257
6440.04 - 6443.36									37	256
6443.37 - 6446.69									36	255
6446.70 - 6450.03									35	254
6450.04 - 6453.36									34	253
6453.37 - 6456.69									33	252
6456.70 - 6460.03									32	251
6460.04 - 6463.36									31	250
6463.37 - 6466.69									30	249
6466.70 - 6470.03									29	248
6470.04 - 6473.36									28	247

SAMPLE

**Basis of Issuance  
 October 1, 2023**

Reduction Amt: 30%

Monthly Net Income	----- Coupon / EBT Allotments by Household Size -----									
	Number of Persons in the Household									
	1 Person	2 Persons	3 Persons	4 Persons	5 Persons	6 Persons	7 Persons	8 Persons	9 Persons	10 Persons
6473.37 - 6476.69									27	246
6476.70 - 6480.03									26	245
6480.04 - 6483.36									25	244
6483.37 - 6486.69									24	243
6486.70 - 6490.03									23	242
6490.04 - 6493.36									22	241
6493.37 - 6496.69									21	240
6496.70 - 6500.03									20	239
6500.04 - 6503.36									19	238
6503.37 - 6506.69									18	237
6506.70 - 6510.03									17	236
6510.04 - 6513.36									16	235
6513.37 - 6516.69									15	234
6516.70 - 6520.03									14	233
6520.04 - 6523.36									13	232
6523.37 - 6526.69									12	231
6526.70 - 6530.03									11	230
6530.04 - 6533.36									10	229
6533.37 - 6536.69									9	228
6536.70 - 6540.03									8	227
6540.04 - 6543.36									7	226
6543.37 - 6546.69									6	225
6546.70 - 6550.03									5	224
6550.04 - 6553.36									4	223
6553.37 - 6556.69									3	222
6556.70 - 6560.03									2	221
6560.04 - 6563.36									1	220
6563.37 - 6566.69										219
6566.70 - 6570.03										218
6570.04 - 6573.36										217
6573.37 - 6576.69										216

SAMPLE

**Basis of Issuance  
 October 1, 2023**

Reduction Amt: 30%

Monthly Net Income	----- Coupon / EBT Allotments by Household Size -----									
	Number of Persons in the Household									
	1 Person	2 Persons	3 Persons	4 Persons	5 Persons	6 Persons	7 Persons	8 Persons	9 Persons	10 Persons
6576.70 - 6580.03										215
6580.04 - 6583.36										214
6583.37 - 6586.69										213
6586.70 - 6590.03										212
6590.04 - 6593.36										211
6593.37 - 6596.69										210
6596.70 - 6600.03										209
6600.04 - 6603.36										208
6603.37 - 6606.69										207
6606.70 - 6610.03										206
6610.04 - 6613.36										205
6613.37 - 6616.69										204
6616.70 - 6620.03										203
6620.04 - 6623.36										202
6623.37 - 6626.69										201
6626.70 - 6630.03										200
6630.04 - 6633.36										199
6633.37 - 6636.69										198
6636.70 - 6640.03										197
6640.04 - 6643.36										196
6643.37 - 6646.69										195
6646.70 - 6650.03										194
6650.04 - 6653.36										193
6653.37 - 6656.69										192
6656.70 - 6660.03										191
6660.04 - 6663.36										190
6663.37 - 6666.69										189
6666.70 - 6670.03										188
6670.04 - 6673.36										187
6673.37 - 6676.69										186
6676.70 - 6680.03										185

SAMPLE

**Basis of Issuance  
 October 1, 2023**

Reduction Amt: 30%

Monthly Net Income	----- Coupon / EBT Allotments by Household Size -----									
	Number of Persons in the Household									
	1 Person	2 Persons	3 Persons	4 Persons	5 Persons	6 Persons	7 Persons	8 Persons	9 Persons	10 Persons
6680.04 - 6683.36										184
6683.37 - 6686.69										183
6686.70 - 6690.03										182
6690.04 - 6693.36										181
6693.37 - 6696.69										180
6696.70 - 6700.03										179
6700.04 - 6703.36										178
6703.37 - 6706.69										177
6706.70 - 6710.03										176
6710.04 - 6713.36										175
6713.37 - 6716.69										174
6716.70 - 6720.03										173
6720.04 - 6723.36										172
6723.37 - 6726.69										171
6726.70 - 6730.03										170
6730.04 - 6733.36										169
6733.37 - 6736.69										168
6736.70 - 6740.03										167
6740.04 - 6743.36										166
6743.37 - 6746.69										165
6746.70 - 6750.03										164
6750.04 - 6753.36										163
6753.37 - 6756.69										162
6756.70 - 6760.03										161
6760.04 - 6763.36										160
6763.37 - 6766.69										159
6766.70 - 6770.03										158
6770.04 - 6773.36										157
6773.37 - 6776.69										156
6776.70 - 6780.03										155
6780.04 - 6783.36										154

SAMPLE

**Basis of Issuance  
 October 1, 2023**

Reduction Amt: 30%

Monthly Net Income	----- Coupon / EBT Allotments by Household Size -----										
	Number of Persons in the Household										
	1 Person	2 Persons	3 Persons	4 Persons	5 Persons	6 Persons	7 Persons	8 Persons	9 Persons	10 Persons	
6783.37 - 6786.69											153
6786.70 - 6790.03											152
6790.04 - 6793.36											151
6793.37 - 6796.69											150
6796.70 - 6800.03											149
6800.04 - 6803.36											148
6803.37 - 6806.69											147
6806.70 - 6810.03											146
6810.04 - 6813.36											145
6813.37 - 6816.69											144
6816.70 - 6820.03											143
6820.04 - 6823.36											142
6823.37 - 6826.69											141
6826.70 - 6830.03											140
6830.04 - 6833.36											139
6833.37 - 6836.69											138
6836.70 - 6840.03											137
6840.04 - 6843.36											136
6843.37 - 6846.69											135
6846.70 - 6850.03											134
6850.04 - 6853.36											133
6853.37 - 6856.69											132
6856.70 - 6860.03											131
6860.04 - 6863.36											130
6863.37 - 6866.69											129
6866.70 - 6870.03											128
6870.04 - 6873.36											127
6873.37 - 6876.69											126
6876.70 - 6880.03											125
6880.04 - 6883.36											124
6883.37 - 6886.69											123

SAMPLE

**Basis of Issuance  
 October 1, 2023**

Reduction Amt: 30%

Monthly Net Income	----- Coupon / EBT Allotments by Household Size -----									
	Number of Persons in the Household									
	1 Person	2 Persons	3 Persons	4 Persons	5 Persons	6 Persons	7 Persons	8 Persons	9 Persons	10 Persons
6886.70 - 6890.03										122
6890.04 - 6893.36										121
6893.37 - 6896.69										120
6896.70 - 6900.03										119
6900.04 - 6903.36										118
6903.37 - 6906.69										117
6906.70 - 6910.03										116
6910.04 - 6913.36										115
6913.37 - 6916.69										114
6916.70 - 6920.03										113
6920.04 - 6923.36										112
6923.37 - 6926.69										111
6926.70 - 6930.03										110
6930.04 - 6933.36										109
6933.37 - 6936.69										108
6936.70 - 6940.03										107
6940.04 - 6943.36										106
6943.37 - 6946.69										105
6946.70 - 6950.03										104
6950.04 - 6953.36										103
6953.37 - 6956.69										102
6956.70 - 6960.03										101
6960.04 - 6963.36										100
6963.37 - 6966.69										99
6966.70 - 6970.03										98
6970.04 - 6973.36										97
6973.37 - 6976.69										96
6976.70 - 6980.03										95
6980.04 - 6983.36										94
6983.37 - 6986.69										93
6986.70 - 6990.03										92

SAMPLE

**Basis of Issuance  
 October 1, 2023**

Reduction Amt: 30%

Monthly Net Income	----- Coupon / EBT Allotments by Household Size ----- Number of Persons in the Household									
	1 Person	2 Persons	3 Persons	4 Persons	5 Persons	6 Persons	7 Persons	8 Persons	9 Persons	10 Persons
6990.04 - 6993.36										91
6993.37 - 6996.69										90
6996.70 - 7000.03										89
7000.04 - 7003.36										88
7003.37 - 7006.69										87
7006.70 - 7010.03										86
7010.04 - 7013.36										85
7013.37 - 7016.69										84
7016.70 - 7020.03										83
7020.04 - 7023.36										82
7023.37 - 7026.69										81
7026.70 - 7030.03										80
7030.04 - 7033.36										79
7033.37 - 7036.69										78
7036.70 - 7040.03										77
7040.04 - 7043.36										76
7043.37 - 7046.69										75
7046.70 - 7050.03										74
7050.04 - 7053.36										73
7053.37 - 7056.69										72
7056.70 - 7060.03										71
7060.04 - 7063.36										70
7063.37 - 7066.69										69
7066.70 - 7070.03										68
7070.04 - 7073.36										67
7073.37 - 7076.69										66
7076.70 - 7080.03										65
7080.04 - 7083.36										64
7083.37 - 7086.69										63
7086.70 - 7090.03										62

SAMPLE



**Basis of Issuance  
 October 1, 2023**

Reduction Amt: 30%

Monthly Net Income	----- Coupon / EBT Allotments by Household Size -----									
	Number of Persons in the Household									
	1 Person	2 Persons	3 Persons	4 Persons	5 Persons	6 Persons	7 Persons	8 Persons	9 Persons	10 Persons
7090.04 - 7093.36										61
7093.37 - 7096.69										60
7096.70 - 7100.03										59
7100.04 - 7103.36										58
7103.37 - 7106.69										57
7106.70 - 7110.03										56
7110.04 - 7113.36										55
7113.37 - 7116.69										54
7116.70 - 7120.03										53
7120.04 - 7123.36										52
7123.37 - 7126.69										51
7126.70 - 7130.03										50
7130.04 - 7133.36										49
7133.37 - 7136.69										48
7136.70 - 7140.03										47
7140.04 - 7143.36										46
7143.37 - 7146.69										45
7146.70 - 7150.03										44
7150.04 - 7153.36										43
7153.37 - 7156.69										42
7156.70 - 7160.03										41
7160.04 - 7163.36										40
7163.37 - 7166.69										39
7166.70 - 7170.03										38
7170.04 - 7173.36										37
7173.37 - 7176.69										36
7176.70 - 7180.03										35
7180.04 - 7183.36										34
7183.37 - 7186.69										33
7186.70 - 7190.03										32
7190.04 - 7193.36										31

SAMPLE

**Basis of Issuance  
 October 1, 2023**

Reduction Amt: 30%

Monthly Net Income	----- Coupon / EBT Allotments by Household Size -----									
	Number of Persons in the Household									
	1 Person	2 Persons	3 Persons	4 Persons	5 Persons	6 Persons	7 Persons	8 Persons	9 Persons	10 Persons
7193.37 - 7196.69										30
7196.70 - 7200.03										29
7200.04 - 7203.36										28
7203.37 - 7206.69										27
7206.70 - 7210.03										26
7210.04 - 7213.36										25
7213.37 - 7216.69										24
7216.70 - 7220.03										23
7220.04 - 7223.36										22
7223.37 - 7226.69										21
7226.70 - 7230.03										20
7230.04 - 7233.36										19
7233.37 - 7236.69										18
7236.70 - 7240.03										17
7240.04 - 7243.36										16
7243.37 - 7246.69										15
7246.70 - 7250.03										14
7250.04 - 7253.36										13
7253.37 - 7256.69										12
7256.70 - 7260.03										11
7260.04 - 7263.36										10
7263.37 - 7266.69										9
7266.70 - 7270.03										8
7270.04 - 7273.36										7
7273.37 - 7276.69										6
7276.70 - 7280.03										5
7280.04 - 7283.36										4
7283.37 - 7286.69										3
7286.70 - 7290.03										2
7290.04 - 7293.36										1

SAMPLE

# **Schedule of Supplemental Nutrition Assistance Program (SNAP) Issuance**

**Effective October 1, 2023**

**SAMPLE**

**(Households of Eleven to Twenty Persons)**

## How to Determine Monthly Supplemental Nutrition Assistance Program (SNAP) Allotment

To manually determine a household's monthly SNAP allotment:

Calculate the household's net monthly income using the Monthly Supplemental Nutrition Assistance Program (SNAP) Budget Worksheet (NCA) (**W-122A**), Monthly Supplemental Nutrition Assistance Program (SNAP) Budget Worksheet (NCA – SSI/Aged/ Disabled) (**W-122AA**), Supplemental Nutrition Assistance Program (SNAP) Budget Worksheet (CA) (**W-122D**), or the Supplemental Nutrition Assistance Program (SNAP) Budget Worksheet (CA – SSI/Aged/Disabled) (**W-122DD**), as appropriate.

Next, find the SNAP allotment by reading the **W-129F** (for households of **one to ten** persons) or the **W-129FF** (for households of **eleven to twenty** persons) down for the appropriate income and across for the appropriate household size.

Households of **one** and **two** persons who are eligible for SNAP will be eligible for benefits of at least \$23.

To calculate the SNAP allotment manually for household sizes of **21** persons and larger:

- Add \$219 for each additional household member over **20** persons to the maximum allotment for a household of **20** persons to get the maximum allotment for the household size;
- Multiply the household's net monthly income by 30 percent and round the amount up to the next whole dollar if it ends in cents;
- Subtract the amount (30 percent of the net monthly income) from the maximum allotment for the household size.

**Basis of Issuance  
 October 1, 2023**

Reduction Amt: 30%

Monthly Net Income		----- Coupon / EBT Allotments by Household Size -----									
		Number of Persons in the Household									
		11	12	13	14	15	16	17	18	19	20
		Persons	Persons	Persons	Persons	Persons	Persons	Persons	Persons	Persons	Persons
0.00	- 0.03	2408	2627	2846	3065	3284	3503	3722	3941	4160	4379
0.04	- 3.36	2407	2626	2845	3064	3283	3502	3721	3940	4159	4378
3.37	- 6.69	2406	2625	2844	3063	3282	3501	3720	3939	4158	4377
6.70	- 10.03	2405	2624	2843	3062	3281	3500	3719	3938	4157	4376
10.04	- 13.36	2404	2623	2842	3061	3280	3499	3718	3937	4156	4375
13.37	- 16.69	2403	2622	2841	3060	3279	3498	3717	3936	4155	4374
16.70	- 20.03	2402	2621	2840	3059	3278	3497	3716	3935	4154	4373
20.04	- 23.36	2401	2620	2839	3058	3277	3496	3715	3934	4153	4372
23.37	- 26.69	2400	2619	2838	3057	3276	3495	3714	3933	4152	4371
26.70	- 30.03	2399	2618	2837	3056	3275	3494	3713	3932	4151	4370
30.04	- 33.36	2398	2617	2836	3055	3274	3493	3712	3931	4150	4369
33.37	- 36.69	2397	2616	2835	3054	3273	3492	3711	3930	4149	4368
36.70	- 40.03	2396	2615	2834	3053	3272	3491	3710	3929	4148	4367
40.04	- 43.36	2395	2614	2833	3052	3271	3490	3709	3928	4147	4366
43.37	- 46.69	2394	2613	2832	3051	3270	3489	3708	3927	4146	4365
46.70	- 50.03	2393	2612	2831	3050	3269	3488	3707	3926	4145	4364
50.04	- 53.36	2392	2611	2830	3049	3268	3487	3706	3925	4144	4363
53.37	- 56.69	2391	2610	2829	3048	3267	3486	3705	3924	4143	4362
56.70	- 60.03	2390	2609	2828	3047	3266	3485	3704	3923	4142	4361
60.04	- 63.36	2389	2608	2827	3046	3265	3484	3703	3922	4141	4360
63.37	- 66.69	2388	2607	2826	3045	3264	3483	3702	3921	4140	4359
66.70	- 70.03	2387	2606	2825	3044	3263	3482	3701	3920	4139	4358
70.04	- 73.36	2386	2605	2824	3043	3262	3481	3700	3919	4138	4357
73.37	- 76.69	2385	2604	2823	3042	3261	3480	3699	3918	4137	4356
76.70	- 80.03	2384	2603	2822	3041	3260	3479	3698	3917	4136	4355
80.04	- 83.36	2383	2602	2821	3040	3259	3478	3697	3916	4135	4354
83.37	- 86.69	2382	2601	2820	3039	3258	3477	3696	3915	4134	4353
86.70	- 90.03	2381	2600	2819	3038	3257	3476	3695	3914	4133	4352
90.04	- 93.36	2380	2599	2818	3037	3256	3475	3694	3913	4132	4351
93.37	- 96.69	2379	2598	2817	3036	3255	3474	3693	3912	4131	4350

**Basis of Issuance  
 October 1, 2023**

Reduction Amt: 30%

Monthly Net Income		Coupon / EBT Allotments by Household Size									
		Number of Persons in the Household									
		11 Persons	12 Persons	13 Persons	14 Persons	15 Persons	16 Persons	17 Persons	18 Persons	19 Persons	20 Persons
96.70	- 100.03	2378	2597	2816	3035	3254	3473	3692	3911	4130	4349
100.04	- 103.36	2377	2596	2815	3034	3253	3472	3691	3910	4129	4348
103.37	- 106.69	2376	2595	2814	3033	3252	3471	3690	3909	4128	4347
106.70	- 110.03	2375	2594	2813	3032	3251	3470	3689	3908	4127	4346
110.04	- 113.36	2374	2593	2812	3031	3250	3469	3688	3907	4126	4345
113.37	- 116.69	2373	2592	2811	3030	3249	3468	3687	3906	4125	4344
116.70	- 120.03	2372	2591	2810	3029	3248	3467	3686	3905	4124	4343
120.04	- 123.36	2371	2590	2809	3028	3247	3466	3685	3904	4123	4342
123.37	- 126.69	2370	2589	2808	3027	3246	3465	3684	3903	4122	4341
126.70	- 130.03	2369	2588	2807	3026	3245	3464	3683	3902	4121	4340
130.04	- 133.36	2368	2587	2806	3025	3244	3463	3682	3901	4120	4339
133.37	- 136.69	2367	2586	2805	3024	3243	3462	3681	3900	4119	4338
136.70	- 140.03	2366	2585	2804	3023	3242	3461	3680	3899	4118	4337
140.04	- 143.36	2365	2584	2803	3022	3241	3460	3679	3898	4117	4336
143.37	- 146.69	2364	2583	2802	3021	3240	3459	3678	3897	4116	4335
146.70	- 150.03	2363	2582	2801	3020	3239	3458	3677	3896	4115	4334
150.04	- 153.36	2362	2581	2800	3019	3238	3457	3676	3895	4114	4333
153.37	- 156.69	2361	2580	2799	3018	3237	3456	3675	3894	4113	4332
156.70	- 160.03	2360	2579	2798	3017	3236	3455	3674	3893	4112	4331
160.04	- 163.36	2359	2578	2797	3016	3235	3454	3673	3892	4111	4330
163.37	- 166.69	2358	2577	2796	3015	3234	3453	3672	3891	4110	4329
166.70	- 170.03	2357	2576	2795	3014	3233	3452	3671	3890	4109	4328
170.04	- 173.36	2356	2575	2794	3013	3232	3451	3670	3889	4108	4327
173.37	- 176.69	2355	2574	2793	3012	3231	3450	3669	3888	4107	4326
176.70	- 180.03	2354	2573	2792	3011	3230	3449	3668	3887	4106	4325
180.04	- 183.36	2353	2572	2791	3010	3229	3448	3667	3886	4105	4324
183.37	- 186.69	2352	2571	2790	3009	3228	3447	3666	3885	4104	4323
186.70	- 190.03	2351	2570	2789	3008	3227	3446	3665	3884	4103	4322
190.04	- 193.36	2350	2569	2788	3007	3226	3445	3664	3883	4102	4321
193.37	- 196.69	2349	2568	2787	3006	3225	3444	3663	3882	4101	4320
196.70	- 200.03	2348	2567	2786	3005	3224	3443	3662	3881	4100	4319

**Basis of Issuance  
 October 1, 2023**

Reduction Amt: 30%

Monthly Net Income		----- Coupon / EBT Allotments by Household Size -----									
		Number of Persons in the Household									
		11 Persons	12 Persons	13 Persons	14 Persons	15 Persons	16 Persons	17 Persons	18 Persons	19 Persons	20 Persons
200.04	- 203.36	2347	2566	2785	3004	3223	3442	3661	3880	4099	4318
203.37	- 206.69	2346	2565	2784	3003	3222	3441	3660	3879	4098	4317
206.70	- 210.03	2345	2564	2783	3002	3221	3440	3659	3878	4097	4316
210.04	- 213.36	2344	2563	2782	3001	3220	3439	3658	3877	4096	4315
213.37	- 216.69	2343	2562	2781	3000	3219	3438	3657	3876	4095	4314
216.70	- 220.03	2342	2561	2780	2999	3218	3437	3656	3875	4094	4313
220.04	- 223.36	2341	2560	2779	2998	3217	3436	3655	3874	4093	4312
223.37	- 226.69	2340	2559	2778	2997	3216	3435	3654	3873	4092	4311
226.70	- 230.03	2339	2558	2777	2996	3215	3434	3653	3872	4091	4310
230.04	- 233.36	2338	2557	2776	2995	3214	3433	3652	3871	4090	4309
233.37	- 236.69	2337	2556	2775	2994	3213	3432	3651	3870	4089	4308
236.70	- 240.03	2336	2555	2774	2993	3212	3431	3650	3869	4088	4307
240.04	- 243.36	2335	2554	2773	2992	3211	3430	3649	3868	4087	4306
243.37	- 246.69	2334	2553	2772	2991	3210	3429	3648	3867	4086	4305
246.70	- 250.03	2333	2552	2771	2990	3209	3428	3647	3866	4085	4304
250.04	- 253.36	2332	2551	2770	2989	3208	3427	3646	3865	4084	4303
253.37	- 256.69	2331	2550	2769	2988	3207	3426	3645	3864	4083	4302
256.70	- 260.03	2330	2549	2768	2987	3206	3425	3644	3863	4082	4301
260.04	- 263.36	2329	2548	2767	2986	3205	3424	3643	3862	4081	4300
263.37	- 266.69	2328	2547	2766	2985	3204	3423	3642	3861	4080	4299
266.70	- 270.03	2327	2546	2765	2984	3203	3422	3641	3860	4079	4298
270.04	- 273.36	2326	2545	2764	2983	3202	3421	3640	3859	4078	4297
273.37	- 276.69	2325	2544	2763	2982	3201	3420	3639	3858	4077	4296
276.70	- 280.03	2324	2543	2762	2981	3200	3419	3638	3857	4076	4295
280.04	- 283.36	2323	2542	2761	2980	3199	3418	3637	3856	4075	4294
283.37	- 286.69	2322	2541	2760	2979	3198	3417	3636	3855	4074	4293
286.70	- 290.03	2321	2540	2759	2978	3197	3416	3635	3854	4073	4292
290.04	- 293.36	2320	2539	2758	2977	3196	3415	3634	3853	4072	4291
293.37	- 296.69	2319	2538	2757	2976	3195	3414	3633	3852	4071	4290
296.70	- 300.03	2318	2537	2756	2975	3194	3413	3632	3851	4070	4289
300.04	- 303.36	2317	2536	2755	2974	3193	3412	3631	3850	4069	4288

**Basis of Issuance  
October 1, 2023**

Reduction Amt: 30%

Monthly Net Income	----- Coupon / EBT Allotments by Household Size -----										
	Number of Persons in the Household										
	11 Persons	12 Persons	13 Persons	14 Persons	15 Persons	16 Persons	17 Persons	18 Persons	19 Persons	20 Persons	
303.37 - 306.69	2316	2535	2754	2973	3192	3411	3630	3849	4068	4287	
306.70 - 310.03	2315	2534	2753	2972	3191	3410	3629	3848	4067	4286	
310.04 - 313.36	2314	2533	2752	2971	3190	3409	3628	3847	4066	4285	
313.37 - 316.69	2313	2532	2751	2970	3189	3408	3627	3846	4065	4284	
316.70 - 320.03	2312	2531	2750	2969	3188	3407	3626	3845	4064	4283	
320.04 - 323.36	2311	2530	2749	2968	3187	3406	3625	3844	4063	4282	
323.37 - 326.69	2310	2529	2748	2967	3186	3405	3624	3843	4062	4281	
326.70 - 330.03	2309	2528	2747	2966	3185	3404	3623	3842	4061	4280	
330.04 - 333.36	2308	2527	2746	2965	3184	3403	3622	3841	4060	4279	
333.37 - 336.69	2307	2526	2745	2964	3183	3402	3621	3840	4059	4278	
336.70 - 340.03	2306	2525	2744	2963	3182	3401	3620	3839	4058	4277	
340.04 - 343.36	2305	2524	2743	2962	3181	3400	3619	3838	4057	4276	
343.37 - 346.69	2304	2523	2742	2961	3180	3399	3618	3837	4056	4275	
346.70 - 350.03	2303	2522	2741	2960	3179	3398	3617	3836	4055	4274	
350.04 - 353.36	2302	2521	2740	2959	3178	3397	3616	3835	4054	4273	
353.37 - 356.69	2301	2520	2739	2958	3177	3396	3615	3834	4053	4272	
356.70 - 360.03	2300	2519	2738	2957	3176	3395	3614	3833	4052	4271	
360.04 - 363.36	2299	2518	2737	2956	3175	3394	3613	3832	4051	4270	
363.37 - 366.69	2298	2517	2736	2955	3174	3393	3612	3831	4050	4269	
366.70 - 370.03	2297	2516	2735	2954	3173	3392	3611	3830	4049	4268	
370.04 - 373.36	2296	2515	2734	2953	3172	3391	3610	3829	4048	4267	
373.37 - 376.69	2295	2514	2733	2952	3171	3390	3609	3828	4047	4266	
376.70 - 380.03	2294	2513	2732	2951	3170	3389	3608	3827	4046	4265	
380.04 - 383.36	2293	2512	2731	2950	3169	3388	3607	3826	4045	4264	
383.37 - 386.69	2292	2511	2730	2949	3168	3387	3606	3825	4044	4263	
386.70 - 390.03	2291	2510	2729	2948	3167	3386	3605	3824	4043	4262	
390.04 - 393.36	2290	2509	2728	2947	3166	3385	3604	3823	4042	4261	
393.37 - 396.69	2289	2508	2727	2946	3165	3384	3603	3822	4041	4260	
396.70 - 400.03	2288	2507	2726	2945	3164	3383	3602	3821	4040	4259	
400.04 - 403.36	2287	2506	2725	2944	3163	3382	3601	3820	4039	4258	
403.37 - 406.69	2286	2505	2724	2943	3162	3381	3600	3819	4038	4257	



**Basis of Issuance  
 October 1, 2023**

Reduction Amt: 30%

Monthly Net Income		----- Coupon / EBT Allotments by Household Size -----									
		Number of Persons in the Household									
		11 Persons	12 Persons	13 Persons	14 Persons	15 Persons	16 Persons	17 Persons	18 Persons	19 Persons	20 Persons
406.70	- 410.03	2285	2504	2723	2942	3161	3380	3599	3818	4037	4256
410.04	- 413.36	2284	2503	2722	2941	3160	3379	3598	3817	4036	4255
413.37	- 416.69	2283	2502	2721	2940	3159	3378	3597	3816	4035	4254
416.70	- 420.03	2282	2501	2720	2939	3158	3377	3596	3815	4034	4253
420.04	- 423.36	2281	2500	2719	2938	3157	3376	3595	3814	4033	4252
423.37	- 426.69	2280	2499	2718	2937	3156	3375	3594	3813	4032	4251
426.70	- 430.03	2279	2498	2717	2936	3155	3374	3593	3812	4031	4250
430.04	- 433.36	2278	2497	2716	2935	3154	3373	3592	3811	4030	4249
433.37	- 436.69	2277	2496	2715	2934	3153	3372	3591	3810	4029	4248
436.70	- 440.03	2276	2495	2714	2933	3152	3371	3590	3809	4028	4247
440.04	- 443.36	2275	2494	2713	2932	3151	3370	3589	3808	4027	4246
443.37	- 446.69	2274	2493	2712	2931	3150	3369	3588	3807	4026	4245
446.70	- 450.03	2273	2492	2711	2930	3149	3368	3587	3806	4025	4244
450.04	- 453.36	2272	2491	2710	2929	3148	3367	3586	3805	4024	4243
453.37	- 456.69	2271	2490	2709	2928	3147	3366	3585	3804	4023	4242
456.70	- 460.03	2270	2489	2708	2927	3146	3365	3584	3803	4022	4241
460.04	- 463.36	2269	2488	2707	2926	3145	3364	3583	3802	4021	4240
463.37	- 466.69	2268	2487	2706	2925	3144	3363	3582	3801	4020	4239
466.70	- 470.03	2267	2486	2705	2924	3143	3362	3581	3800	4019	4238
470.04	- 473.36	2266	2485	2704	2923	3142	3361	3580	3799	4018	4237
473.37	- 476.69	2265	2484	2703	2922	3141	3360	3579	3798	4017	4236
476.70	- 480.03	2264	2483	2702	2921	3140	3359	3578	3797	4016	4235
480.04	- 483.36	2263	2482	2701	2920	3139	3358	3577	3796	4015	4234
483.37	- 486.69	2262	2481	2700	2919	3138	3357	3576	3795	4014	4233
486.70	- 490.03	2261	2480	2699	2918	3137	3356	3575	3794	4013	4232
490.04	- 493.36	2260	2479	2698	2917	3136	3355	3574	3793	4012	4231
493.37	- 496.69	2259	2478	2697	2916	3135	3354	3573	3792	4011	4230
496.70	- 500.03	2258	2477	2696	2915	3134	3353	3572	3791	4010	4229
500.04	- 503.36	2257	2476	2695	2914	3133	3352	3571	3790	4009	4228
503.37	- 506.69	2256	2475	2694	2913	3132	3351	3570	3789	4008	4227
506.70	- 510.03	2255	2474	2693	2912	3131	3350	3569	3788	4007	4226

SAMPLE

**Basis of Issuance  
 October 1, 2023**

Reduction Amt: 30%

Monthly Net Income	----- Coupon / EBT Allotments by Household Size -----									
	Number of Persons in the Household									
	11 Persons	12 Persons	13 Persons	14 Persons	15 Persons	16 Persons	17 Persons	18 Persons	19 Persons	20 Persons
510.04 - 513.36	2254	2473	2692	2911	3130	3349	3568	3787	4006	4225
513.37 - 516.69	2253	2472	2691	2910	3129	3348	3567	3786	4005	4224
516.70 - 520.03	2252	2471	2690	2909	3128	3347	3566	3785	4004	4223
520.04 - 523.36	2251	2470	2689	2908	3127	3346	3565	3784	4003	4222
523.37 - 526.69	2250	2469	2688	2907	3126	3345	3564	3783	4002	4221
526.70 - 530.03	2249	2468	2687	2906	3125	3344	3563	3782	4001	4220
530.04 - 533.36	2248	2467	2686	2905	3124	3343	3562	3781	4000	4219
533.37 - 536.69	2247	2466	2685	2904	3123	3342	3561	3780	3999	4218
536.70 - 540.03	2246	2465	2684	2903	3122	3341	3560	3779	3998	4217
540.04 - 543.36	2245	2464	2683	2902	3121	3340	3559	3778	3997	4216
543.37 - 546.69	2244	2463	2682	2901	3120	3339	3558	3777	3996	4215
546.70 - 550.03	2243	2462	2681	2900	3119	3338	3557	3776	3995	4214
550.04 - 553.36	2242	2461	2680	2899	3118	3337	3556	3775	3994	4213
553.37 - 556.69	2241	2460	2679	2898	3117	3336	3555	3774	3993	4212
556.70 - 560.03	2240	2459	2678	2897	3116	3335	3554	3773	3992	4211
560.04 - 563.36	2239	2458	2677	2896	3115	3334	3553	3772	3991	4210
563.37 - 566.69	2238	2457	2676	2895	3114	3333	3552	3771	3990	4209
566.70 - 570.03	2237	2456	2675	2894	3113	3332	3551	3770	3989	4208
570.04 - 573.36	2236	2455	2674	2893	3112	3331	3550	3769	3988	4207
573.37 - 576.69	2235	2454	2673	2892	3111	3330	3549	3768	3987	4206
576.70 - 580.03	2234	2453	2672	2891	3110	3329	3548	3767	3986	4205
580.04 - 583.36	2233	2452	2671	2890	3109	3328	3547	3766	3985	4204
583.37 - 586.69	2232	2451	2670	2889	3108	3327	3546	3765	3984	4203
586.70 - 590.03	2231	2450	2669	2888	3107	3326	3545	3764	3983	4202
590.04 - 593.36	2230	2449	2668	2887	3106	3325	3544	3763	3982	4201
593.37 - 596.69	2229	2448	2667	2886	3105	3324	3543	3762	3981	4200
596.70 - 600.03	2228	2447	2666	2885	3104	3323	3542	3761	3980	4199
600.04 - 603.36	2227	2446	2665	2884	3103	3322	3541	3760	3979	4198
603.37 - 606.69	2226	2445	2664	2883	3102	3321	3540	3759	3978	4197
606.70 - 610.03	2225	2444	2663	2882	3101	3320	3539	3758	3977	4196

**Basis of Issuance  
October 1, 2023**

Reduction Amt: 30%

Monthly Net Income		Coupon / EBT Allotments by Household Size									
		Number of Persons in the Household									
		11 Persons	12 Persons	13 Persons	14 Persons	15 Persons	16 Persons	17 Persons	18 Persons	19 Persons	20 Persons
610.04	- 613.36	2224	2443	2662	2881	3100	3319	3538	3757	3976	4195
613.37	- 616.69	2223	2442	2661	2880	3099	3318	3537	3756	3975	4194
616.70	- 620.03	2222	2441	2660	2879	3098	3317	3536	3755	3974	4193
620.04	- 623.36	2221	2440	2659	2878	3097	3316	3535	3754	3973	4192
623.37	- 626.69	2220	2439	2658	2877	3096	3315	3534	3753	3972	4191
626.70	- 630.03	2219	2438	2657	2876	3095	3314	3533	3752	3971	4190
630.04	- 633.36	2218	2437	2656	2875	3094	3313	3532	3751	3970	4189
633.37	- 636.69	2217	2436	2655	2874	3093	3312	3531	3750	3969	4188
636.70	- 640.03	2216	2435	2654	2873	3092	3311	3530	3749	3968	4187
640.04	- 643.36	2215	2434	2653	2872	3091	3310	3529	3748	3967	4186
643.37	- 646.69	2214	2433	2652	2871	3090	3309	3528	3747	3966	4185
646.70	- 650.03	2213	2432	2651	2870	3089	3308	3527	3746	3965	4184
650.04	- 653.36	2212	2431	2650	2869	3088	3307	3526	3745	3964	4183
653.37	- 656.69	2211	2430	2649	2868	3087	3306	3525	3744	3963	4182
656.70	- 660.03	2210	2429	2648	2867	3086	3305	3524	3743	3962	4181
660.04	- 663.36	2209	2428	2647	2866	3085	3304	3523	3742	3961	4180
663.37	- 666.69	2208	2427	2646	2865	3084	3303	3522	3741	3960	4179
666.70	- 670.03	2207	2426	2645	2864	3083	3302	3521	3740	3959	4178
670.04	- 673.36	2206	2425	2644	2863	3082	3301	3520	3739	3958	4177
673.37	- 676.69	2205	2424	2643	2862	3081	3300	3519	3738	3957	4176
676.70	- 680.03	2204	2423	2642	2861	3080	3299	3518	3737	3956	4175
680.04	- 683.36	2203	2422	2641	2860	3079	3298	3517	3736	3955	4174
683.37	- 686.69	2202	2421	2640	2859	3078	3297	3516	3735	3954	4173
686.70	- 690.03	2201	2420	2639	2858	3077	3296	3515	3734	3953	4172
690.04	- 693.36	2200	2419	2638	2857	3076	3295	3514	3733	3952	4171
693.37	- 696.69	2199	2418	2637	2856	3075	3294	3513	3732	3951	4170
696.70	- 700.03	2198	2417	2636	2855	3074	3293	3512	3731	3950	4169
700.04	- 703.36	2197	2416	2635	2854	3073	3292	3511	3730	3949	4168
703.37	- 706.69	2196	2415	2634	2853	3072	3291	3510	3729	3948	4167
706.70	- 710.03	2195	2414	2633	2852	3071	3290	3509	3728	3947	4166
710.04	- 713.36	2194	2413	2632	2851	3070	3289	3508	3727	3946	4165

**Basis of Issuance  
 October 1, 2023**

Reduction Amt: 30%

Monthly Net Income	----- Coupon / EBT Allotments by Household Size -----										
	Number of Persons in the Household										
	11 Persons	12 Persons	13 Persons	14 Persons	15 Persons	16 Persons	17 Persons	18 Persons	19 Persons	20 Persons	
713.37 - 716.69	2193	2412	2631	2850	3069	3288	3507	3726	3945	4164	
716.70 - 720.03	2192	2411	2630	2849	3068	3287	3506	3725	3944	4163	
720.04 - 723.36	2191	2410	2629	2848	3067	3286	3505	3724	3943	4162	
723.37 - 726.69	2190	2409	2628	2847	3066	3285	3504	3723	3942	4161	
726.70 - 730.03	2189	2408	2627	2846	3065	3284	3503	3722	3941	4160	
730.04 - 733.36	2188	2407	2626	2845	3064	3283	3502	3721	3940	4159	
733.37 - 736.69	2187	2406	2625	2844	3063	3282	3501	3720	3939	4158	
736.70 - 740.03	2186	2405	2624	2843	3062	3281	3500	3719	3938	4157	
740.04 - 743.36	2185	2404	2623	2842	3061	3280	3499	3718	3937	4156	
743.37 - 746.69	2184	2403	2622	2841	3060	3279	3498	3717	3936	4155	
746.70 - 750.03	2183	2402	2621	2840	3059	3278	3497	3716	3935	4154	
750.04 - 753.36	2182	2401	2620	2839	3058	3277	3496	3715	3934	4153	
753.37 - 756.69	2181	2400	2619	2838	3057	3276	3495	3714	3933	4152	
756.70 - 760.03	2180	2399	2618	2837	3056	3275	3494	3713	3932	4151	
760.04 - 763.36	2179	2398	2617	2836	3055	3274	3493	3712	3931	4150	
763.37 - 766.69	2178	2397	2616	2835	3054	3273	3492	3711	3930	4149	
766.70 - 770.03	2177	2396	2615	2834	3053	3272	3491	3710	3929	4148	
770.04 - 773.36	2176	2395	2614	2833	3052	3271	3490	3709	3928	4147	
773.37 - 776.69	2175	2394	2613	2832	3051	3270	3489	3708	3927	4146	
776.70 - 780.03	2174	2393	2612	2831	3050	3269	3488	3707	3926	4145	
780.04 - 783.36	2173	2392	2611	2830	3049	3268	3487	3706	3925	4144	
783.37 - 786.69	2172	2391	2610	2829	3048	3267	3486	3705	3924	4143	
786.70 - 790.03	2171	2390	2609	2828	3047	3266	3485	3704	3923	4142	
790.04 - 793.36	2170	2389	2608	2827	3046	3265	3484	3703	3922	4141	
793.37 - 796.69	2169	2388	2607	2826	3045	3264	3483	3702	3921	4140	
796.70 - 800.03	2168	2387	2606	2825	3044	3263	3482	3701	3920	4139	
800.04 - 803.36	2167	2386	2605	2824	3043	3262	3481	3700	3919	4138	
803.37 - 806.69	2166	2385	2604	2823	3042	3261	3480	3699	3918	4137	
806.70 - 810.03	2165	2384	2603	2822	3041	3260	3479	3698	3917	4136	
810.04 - 813.36	2164	2383	2602	2821	3040	3259	3478	3697	3916	4135	
813.37 - 816.69	2163	2382	2601	2820	3039	3258	3477	3696	3915	4134	

**Basis of Issuance  
October 1, 2023**

Reduction Amt: 30%

Monthly Net Income	----- Coupon / EBT Allotments by Household Size -----										
	Number of Persons in the Household										
	11 Persons	12 Persons	13 Persons	14 Persons	15 Persons	16 Persons	17 Persons	18 Persons	19 Persons	20 Persons	
816.70 - 820.03	2162	2381	2600	2819	3038	3257	3476	3695	3914	4133	
820.04 - 823.36	2161	2380	2599	2818	3037	3256	3475	3694	3913	4132	
823.37 - 826.69	2160	2379	2598	2817	3036	3255	3474	3693	3912	4131	
826.70 - 830.03	2159	2378	2597	2816	3035	3254	3473	3692	3911	4130	
830.04 - 833.36	2158	2377	2596	2815	3034	3253	3472	3691	3910	4129	
833.37 - 836.69	2157	2376	2595	2814	3033	3252	3471	3690	3909	4128	
836.70 - 840.03	2156	2375	2594	2813	3032	3251	3470	3689	3908	4127	
840.04 - 843.36	2155	2374	2593	2812	3031	3250	3469	3688	3907	4126	
843.37 - 846.69	2154	2373	2592	2811	3030	3249	3468	3687	3906	4125	
846.70 - 850.03	2153	2372	2591	2810	3029	3248	3467	3686	3905	4124	
850.04 - 853.36	2152	2371	2590	2809	3028	3247	3466	3685	3904	4123	
853.37 - 856.69	2151	2370	2589	2808	3027	3246	3465	3684	3903	4122	
856.70 - 860.03	2150	2369	2588	2807	3026	3245	3464	3683	3902	4121	
860.04 - 863.36	2149	2368	2587	2806	3025	3244	3463	3682	3901	4120	
863.37 - 866.69	2148	2367	2586	2805	3024	3243	3462	3681	3900	4119	
866.70 - 870.03	2147	2366	2585	2804	3023	3242	3461	3680	3899	4118	
870.04 - 873.36	2146	2365	2584	2803	3022	3241	3460	3679	3898	4117	
873.37 - 876.69	2145	2364	2583	2802	3021	3240	3459	3678	3897	4116	
876.70 - 880.03	2144	2363	2582	2801	3020	3239	3458	3677	3896	4115	
880.04 - 883.36	2143	2362	2581	2800	3019	3238	3457	3676	3895	4114	
883.37 - 886.69	2142	2361	2580	2799	3018	3237	3456	3675	3894	4113	
886.70 - 890.03	2141	2360	2579	2798	3017	3236	3455	3674	3893	4112	
890.04 - 893.36	2140	2359	2578	2797	3016	3235	3454	3673	3892	4111	
893.37 - 896.69	2139	2358	2577	2796	3015	3234	3453	3672	3891	4110	
896.70 - 900.03	2138	2357	2576	2795	3014	3233	3452	3671	3890	4109	
900.04 - 903.36	2137	2356	2575	2794	3013	3232	3451	3670	3889	4108	
903.37 - 906.69	2136	2355	2574	2793	3012	3231	3450	3669	3888	4107	
906.70 - 910.03	2135	2354	2573	2792	3011	3230	3449	3668	3887	4106	
910.04 - 913.36	2134	2353	2572	2791	3010	3229	3448	3667	3886	4105	
913.37 - 916.69	2133	2352	2571	2790	3009	3228	3447	3666	3885	4104	
916.70 - 920.03	2132	2351	2570	2789	3008	3227	3446	3665	3884	4103	

**Basis of Issuance  
October 1, 2023**

Reduction Amt: 30%

Monthly Net Income	----- Coupon / EBT Allotments by Household Size -----										
	Number of Persons in the Household										
	11 Persons	12 Persons	13 Persons	14 Persons	15 Persons	16 Persons	17 Persons	18 Persons	19 Persons	20 Persons	
920.04 - 923.36	2131	2350	2569	2788	3007	3226	3445	3664	3883	4102	
923.37 - 926.69	2130	2349	2568	2787	3006	3225	3444	3663	3882	4101	
926.70 - 930.03	2129	2348	2567	2786	3005	3224	3443	3662	3881	4100	
930.04 - 933.36	2128	2347	2566	2785	3004	3223	3442	3661	3880	4099	
933.37 - 936.69	2127	2346	2565	2784	3003	3222	3441	3660	3879	4098	
936.70 - 940.03	2126	2345	2564	2783	3002	3221	3440	3659	3878	4097	
940.04 - 943.36	2125	2344	2563	2782	3001	3220	3439	3658	3877	4096	
943.37 - 946.69	2124	2343	2562	2781	3000	3219	3438	3657	3876	4095	
946.70 - 950.03	2123	2342	2561	2780	2999	3218	3437	3656	3875	4094	
950.04 - 953.36	2122	2341	2560	2779	2998	3217	3436	3655	3874	4093	
953.37 - 956.69	2121	2340	2559	2778	2997	3216	3435	3654	3873	4092	
956.70 - 960.03	2120	2339	2558	2777	2996	3215	3434	3653	3872	4091	
960.04 - 963.36	2119	2338	2557	2776	2995	3214	3433	3652	3871	4090	
963.37 - 966.69	2118	2337	2556	2775	2994	3213	3432	3651	3870	4089	
966.70 - 970.03	2117	2336	2555	2774	2993	3212	3431	3650	3869	4088	
970.04 - 973.36	2116	2335	2554	2773	2992	3211	3430	3649	3868	4087	
973.37 - 976.69	2115	2334	2553	2772	2991	3210	3429	3648	3867	4086	
976.70 - 980.03	2114	2333	2552	2771	2990	3209	3428	3647	3866	4085	
980.04 - 983.36	2113	2332	2551	2770	2989	3208	3427	3646	3865	4084	
983.37 - 986.69	2112	2331	2550	2769	2988	3207	3426	3645	3864	4083	
986.70 - 990.03	2111	2330	2549	2768	2987	3206	3425	3644	3863	4082	
990.04 - 993.36	2110	2329	2548	2767	2986	3205	3424	3643	3862	4081	
993.37 - 996.69	2109	2328	2547	2766	2985	3204	3423	3642	3861	4080	
996.70 - 1000.03	2108	2327	2546	2765	2984	3203	3422	3641	3860	4079	
1000.04 - 1003.36	2107	2326	2545	2764	2983	3202	3421	3640	3859	4078	
1003.37 - 1006.69	2106	2325	2544	2763	2982	3201	3420	3639	3858	4077	
1006.70 - 1010.03	2105	2324	2543	2762	2981	3200	3419	3638	3857	4076	
1010.04 - 1013.36	2104	2323	2542	2761	2980	3199	3418	3637	3856	4075	
1013.37 - 1016.69	2103	2322	2541	2760	2979	3198	3417	3636	3855	4074	
1016.70 - 1020.03	2102	2321	2540	2759	2978	3197	3416	3635	3854	4073	
1020.04 - 1023.36	2101	2320	2539	2758	2977	3196	3415	3634	3853	4072	

**Basis of Issuance  
 October 1, 2023**

Reduction Amt: 30%

Monthly Net Income	----- Coupon / EBT Allotments by Household Size -----										
	Number of Persons in the Household										
	11 Persons	12 Persons	13 Persons	14 Persons	15 Persons	16 Persons	17 Persons	18 Persons	19 Persons	20 Persons	
1023.37 - 1026.69	2100	2319	2538	2757	2976	3195	3414	3633	3852	4071	
1026.70 - 1030.03	2099	2318	2537	2756	2975	3194	3413	3632	3851	4070	
1030.04 - 1033.36	2098	2317	2536	2755	2974	3193	3412	3631	3850	4069	
1033.37 - 1036.69	2097	2316	2535	2754	2973	3192	3411	3630	3849	4068	
1036.70 - 1040.03	2096	2315	2534	2753	2972	3191	3410	3629	3848	4067	
1040.04 - 1043.36	2095	2314	2533	2752	2971	3190	3409	3628	3847	4066	
1043.37 - 1046.69	2094	2313	2532	2751	2970	3189	3408	3627	3846	4065	
1046.70 - 1050.03	2093	2312	2531	2750	2969	3188	3407	3626	3845	4064	
1050.04 - 1053.36	2092	2311	2530	2749	2968	3187	3406	3625	3844	4063	
1053.37 - 1056.69	2091	2310	2529	2748	2967	3186	3405	3624	3843	4062	
1056.70 - 1060.03	2090	2309	2528	2747	2966	3185	3404	3623	3842	4061	
1060.04 - 1063.36	2089	2308	2527	2746	2965	3184	3403	3622	3841	4060	
1063.37 - 1066.69	2088	2307	2526	2745	2964	3183	3402	3621	3840	4059	
1066.70 - 1070.03	2087	2306	2525	2744	2963	3182	3401	3620	3839	4058	
1070.04 - 1073.36	2086	2305	2524	2743	2962	3181	3400	3619	3838	4057	
1073.37 - 1076.69	2085	2304	2523	2742	2961	3180	3399	3618	3837	4056	
1076.70 - 1080.03	2084	2303	2522	2741	2960	3179	3398	3617	3836	4055	
1080.04 - 1083.36	2083	2302	2521	2740	2959	3178	3397	3616	3835	4054	
1083.37 - 1086.69	2082	2301	2520	2739	2958	3177	3396	3615	3834	4053	
1086.70 - 1090.03	2081	2300	2519	2738	2957	3176	3395	3614	3833	4052	
1090.04 - 1093.36	2080	2299	2518	2737	2956	3175	3394	3613	3832	4051	
1093.37 - 1096.69	2079	2298	2517	2736	2955	3174	3393	3612	3831	4050	
1096.70 - 1100.03	2078	2297	2516	2735	2954	3173	3392	3611	3830	4049	
1100.04 - 1103.36	2077	2296	2515	2734	2953	3172	3391	3610	3829	4048	
1103.37 - 1106.69	2076	2295	2514	2733	2952	3171	3390	3609	3828	4047	
1106.70 - 1110.03	2075	2294	2513	2732	2951	3170	3389	3608	3827	4046	
1110.04 - 1113.36	2074	2293	2512	2731	2950	3169	3388	3607	3826	4045	
1113.37 - 1116.69	2073	2292	2511	2730	2949	3168	3387	3606	3825	4044	
1116.70 - 1120.03	2072	2291	2510	2729	2948	3167	3386	3605	3824	4043	
1120.04 - 1123.36	2071	2290	2509	2728	2947	3166	3385	3604	3823	4042	
1123.37 - 1126.69	2070	2289	2508	2727	2946	3165	3384	3603	3822	4041	

**Basis of Issuance  
October 1, 2023**

Reduction Amt: 30%

Monthly Net Income	----- Coupon / EBT Allotments by Household Size -----										
	Number of Persons in the Household										
	11 Persons	12 Persons	13 Persons	14 Persons	15 Persons	16 Persons	17 Persons	18 Persons	19 Persons	20 Persons	
1126.70 - 1130.03	2069	2288	2507	2726	2945	3164	3383	3602	3821	4040	
1130.04 - 1133.36	2068	2287	2506	2725	2944	3163	3382	3601	3820	4039	
1133.37 - 1136.69	2067	2286	2505	2724	2943	3162	3381	3600	3819	4038	
1136.70 - 1140.03	2066	2285	2504	2723	2942	3161	3380	3599	3818	4037	
1140.04 - 1143.36	2065	2284	2503	2722	2941	3160	3379	3598	3817	4036	
1143.37 - 1146.69	2064	2283	2502	2721	2940	3159	3378	3597	3816	4035	
1146.70 - 1150.03	2063	2282	2501	2720	2939	3158	3377	3596	3815	4034	
1150.04 - 1153.36	2062	2281	2500	2719	2938	3157	3376	3595	3814	4033	
1153.37 - 1156.69	2061	2280	2499	2718	2937	3156	3375	3594	3813	4032	
1156.70 - 1160.03	2060	2279	2498	2717	2936	3155	3374	3593	3812	4031	
1160.04 - 1163.36	2059	2278	2497	2716	2935	3154	3373	3592	3811	4030	
1163.37 - 1166.69	2058	2277	2496	2715	2934	3153	3372	3591	3810	4029	
1166.70 - 1170.03	2057	2276	2495	2714	2933	3152	3371	3590	3809	4028	
1170.04 - 1173.36	2056	2275	2494	2713	2932	3151	3370	3589	3808	4027	
1173.37 - 1176.69	2055	2274	2493	2712	2931	3150	3369	3588	3807	4026	
1176.70 - 1180.03	2054	2273	2492	2711	2930	3149	3368	3587	3806	4025	
1180.04 - 1183.36	2053	2272	2491	2710	2929	3148	3367	3586	3805	4024	
1183.37 - 1186.69	2052	2271	2490	2709	2928	3147	3366	3585	3804	4023	
1186.70 - 1190.03	2051	2270	2489	2708	2927	3146	3365	3584	3803	4022	
1190.04 - 1193.36	2050	2269	2488	2707	2926	3145	3364	3583	3802	4021	
1193.37 - 1196.69	2049	2268	2487	2706	2925	3144	3363	3582	3801	4020	
1196.70 - 1200.03	2048	2267	2486	2705	2924	3143	3362	3581	3800	4019	
1200.04 - 1203.36	2047	2266	2485	2704	2923	3142	3361	3580	3799	4018	
1203.37 - 1206.69	2046	2265	2484	2703	2922	3141	3360	3579	3798	4017	
1206.70 - 1210.03	2045	2264	2483	2702	2921	3140	3359	3578	3797	4016	
1210.04 - 1213.36	2044	2263	2482	2701	2920	3139	3358	3577	3796	4015	
1213.37 - 1216.69	2043	2262	2481	2700	2919	3138	3357	3576	3795	4014	
1216.70 - 1220.03	2042	2261	2480	2699	2918	3137	3356	3575	3794	4013	
1220.04 - 1223.36	2041	2260	2479	2698	2917	3136	3355	3574	3793	4012	
1223.37 - 1226.69	2040	2259	2478	2697	2916	3135	3354	3573	3792	4011	
1226.70 - 1230.03	2039	2258	2477	2696	2915	3134	3353	3572	3791	4010	



**Basis of Issuance  
 October 1, 2023**

Reduction Amt: 30%

Monthly Net Income	Coupon / EBT Allotments by Household Size									
	Number of Persons in the Household									
	11 Persons	12 Persons	13 Persons	14 Persons	15 Persons	16 Persons	17 Persons	18 Persons	19 Persons	20 Persons
1230.04 - 1233.36	2038	2257	2476	2695	2914	3133	3352	3571	3790	4009
1233.37 - 1236.69	2037	2256	2475	2694	2913	3132	3351	3570	3789	4008
1236.70 - 1240.03	2036	2255	2474	2693	2912	3131	3350	3569	3788	4007
1240.04 - 1243.36	2035	2254	2473	2692	2911	3130	3349	3568	3787	4006
1243.37 - 1246.69	2034	2253	2472	2691	2910	3129	3348	3567	3786	4005
1246.70 - 1250.03	2033	2252	2471	2690	2909	3128	3347	3566	3785	4004
1250.04 - 1253.36	2032	2251	2470	2689	2908	3127	3346	3565	3784	4003
1253.37 - 1256.69	2031	2250	2469	2688	2907	3126	3345	3564	3783	4002
1256.70 - 1260.03	2030	2249	2468	2687	2906	3125	3344	3563	3782	4001
1260.04 - 1263.36	2029	2248	2467	2686	2905	3124	3343	3562	3781	4000
1263.37 - 1266.69	2028	2247	2466	2685	2904	3123	3342	3561	3780	3999
1266.70 - 1270.03	2027	2246	2465	2684	2903	3122	3341	3560	3779	3998
1270.04 - 1273.36	2026	2245	2464	2683	2902	3121	3340	3559	3778	3997
1273.37 - 1276.69	2025	2244	2463	2682	2901	3120	3339	3558	3777	3996
1276.70 - 1280.03	2024	2243	2462	2681	2900	3119	3338	3557	3776	3995
1280.04 - 1283.36	2023	2242	2461	2680	2899	3118	3337	3556	3775	3994
1283.37 - 1286.69	2022	2241	2460	2679	2898	3117	3336	3555	3774	3993
1286.70 - 1290.03	2021	2240	2459	2678	2897	3116	3335	3554	3773	3992
1290.04 - 1293.36	2020	2239	2458	2677	2896	3115	3334	3553	3772	3991
1293.37 - 1296.69	2019	2238	2457	2676	2895	3114	3333	3552	3771	3990
1296.70 - 1300.03	2018	2237	2456	2675	2894	3113	3332	3551	3770	3989
1300.04 - 1303.36	2017	2236	2455	2674	2893	3112	3331	3550	3769	3988
1303.37 - 1306.69	2016	2235	2454	2673	2892	3111	3330	3549	3768	3987
1306.70 - 1310.03	2015	2234	2453	2672	2891	3110	3329	3548	3767	3986
1310.04 - 1313.36	2014	2233	2452	2671	2890	3109	3328	3547	3766	3985
1313.37 - 1316.69	2013	2232	2451	2670	2889	3108	3327	3546	3765	3984
1316.70 - 1320.03	2012	2231	2450	2669	2888	3107	3326	3545	3764	3983
1320.04 - 1323.36	2011	2230	2449	2668	2887	3106	3325	3544	3763	3982
1323.37 - 1326.69	2010	2229	2448	2667	2886	3105	3324	3543	3762	3981
1326.70 - 1330.03	2009	2228	2447	2666	2885	3104	3323	3542	3761	3980

**Basis of Issuance  
October 1, 2023**

Reduction Amt: 30%

Monthly Net Income	----- Coupon / EBT Allotments by Household Size -----										
	Number of Persons in the Household										
	11 Persons	12 Persons	13 Persons	14 Persons	15 Persons	16 Persons	17 Persons	18 Persons	19 Persons	20 Persons	
1330.04 - 1333.36	2008	2227	2446	2665	2884	3103	3322	3541	3760	3979	
1333.37 - 1336.69	2007	2226	2445	2664	2883	3102	3321	3540	3759	3978	
1336.70 - 1340.03	2006	2225	2444	2663	2882	3101	3320	3539	3758	3977	
1340.04 - 1343.36	2005	2224	2443	2662	2881	3100	3319	3538	3757	3976	
1343.37 - 1346.69	2004	2223	2442	2661	2880	3099	3318	3537	3756	3975	
1346.70 - 1350.03	2003	2222	2441	2660	2879	3098	3317	3536	3755	3974	
1350.04 - 1353.36	2002	2221	2440	2659	2878	3097	3316	3535	3754	3973	
1353.37 - 1356.69	2001	2220	2439	2658	2877	3096	3315	3534	3753	3972	
1356.70 - 1360.03	2000	2219	2438	2657	2876	3095	3314	3533	3752	3971	
1360.04 - 1363.36	1999	2218	2437	2656	2875	3094	3313	3532	3751	3970	
1363.37 - 1366.69	1998	2217	2436	2655	2874	3093	3312	3531	3750	3969	
1366.70 - 1370.03	1997	2216	2435	2654	2873	3092	3311	3530	3749	3968	
1370.04 - 1373.36	1996	2215	2434	2653	2872	3091	3310	3529	3748	3967	
1373.37 - 1376.69	1995	2214	2433	2652	2871	3090	3309	3528	3747	3966	
1376.70 - 1380.03	1994	2213	2432	2651	2870	3089	3308	3527	3746	3965	
1380.04 - 1383.36	1993	2212	2431	2650	2869	3088	3307	3526	3745	3964	
1383.37 - 1386.69	1992	2211	2430	2649	2868	3087	3306	3525	3744	3963	
1386.70 - 1390.03	1991	2210	2429	2648	2867	3086	3305	3524	3743	3962	
1390.04 - 1393.36	1990	2209	2428	2647	2866	3085	3304	3523	3742	3961	
1393.37 - 1396.69	1989	2208	2427	2646	2865	3084	3303	3522	3741	3960	
1396.70 - 1400.03	1988	2207	2426	2645	2864	3083	3302	3521	3740	3959	
1400.04 - 1403.36	1987	2206	2425	2644	2863	3082	3301	3520	3739	3958	
1403.37 - 1406.69	1986	2205	2424	2643	2862	3081	3300	3519	3738	3957	
1406.70 - 1410.03	1985	2204	2423	2642	2861	3080	3299	3518	3737	3956	
1410.04 - 1413.36	1984	2203	2422	2641	2860	3079	3298	3517	3736	3955	
1413.37 - 1416.69	1983	2202	2421	2640	2859	3078	3297	3516	3735	3954	
1416.70 - 1420.03	1982	2201	2420	2639	2858	3077	3296	3515	3734	3953	
1420.04 - 1423.36	1981	2200	2419	2638	2857	3076	3295	3514	3733	3952	
1423.37 - 1426.69	1980	2199	2418	2637	2856	3075	3294	3513	3732	3951	
1426.70 - 1430.03	1979	2198	2417	2636	2855	3074	3293	3512	3731	3950	
1430.04 - 1433.36	1978	2197	2416	2635	2854	3073	3292	3511	3730	3949	

**Basis of Issuance  
October 1, 2023**

Reduction Amt: 30%

Monthly Net Income	----- Coupon / EBT Allotments by Household Size -----										
	Number of Persons in the Household										
	11 Persons	12 Persons	13 Persons	14 Persons	15 Persons	16 Persons	17 Persons	18 Persons	19 Persons	20 Persons	
1433.37 - 1436.69	1977	2196	2415	2634	2853	3072	3291	3510	3729	3948	
1436.70 - 1440.03	1976	2195	2414	2633	2852	3071	3290	3509	3728	3947	
1440.04 - 1443.36	1975	2194	2413	2632	2851	3070	3289	3508	3727	3946	
1443.37 - 1446.69	1974	2193	2412	2631	2850	3069	3288	3507	3726	3945	
1446.70 - 1450.03	1973	2192	2411	2630	2849	3068	3287	3506	3725	3944	
1450.04 - 1453.36	1972	2191	2410	2629	2848	3067	3286	3505	3724	3943	
1453.37 - 1456.69	1971	2190	2409	2628	2847	3066	3285	3504	3723	3942	
1456.70 - 1460.03	1970	2189	2408	2627	2846	3065	3284	3503	3722	3941	
1460.04 - 1463.36	1969	2188	2407	2626	2845	3064	3283	3502	3721	3940	
1463.37 - 1466.69	1968	2187	2406	2625	2844	3063	3282	3501	3720	3939	
1466.70 - 1470.03	1967	2186	2405	2624	2843	3062	3281	3500	3719	3938	
1470.04 - 1473.36	1966	2185	2404	2623	2842	3061	3280	3499	3718	3937	
1473.37 - 1476.69	1965	2184	2403	2622	2841	3060	3279	3498	3717	3936	
1476.70 - 1480.03	1964	2183	2402	2621	2840	3059	3278	3497	3716	3935	
1480.04 - 1483.36	1963	2182	2401	2620	2839	3058	3277	3496	3715	3934	
1483.37 - 1486.69	1962	2181	2400	2619	2838	3057	3276	3495	3714	3933	
1486.70 - 1490.03	1961	2180	2399	2618	2837	3056	3275	3494	3713	3932	
1490.04 - 1493.36	1960	2179	2398	2617	2836	3055	3274	3493	3712	3931	
1493.37 - 1496.69	1959	2178	2397	2616	2835	3054	3273	3492	3711	3930	
1496.70 - 1500.03	1958	2177	2396	2615	2834	3053	3272	3491	3710	3929	
1500.04 - 1503.36	1957	2176	2395	2614	2833	3052	3271	3490	3709	3928	
1503.37 - 1506.69	1956	2175	2394	2613	2832	3051	3270	3489	3708	3927	
1506.70 - 1510.03	1955	2174	2393	2612	2831	3050	3269	3488	3707	3926	
1510.04 - 1513.36	1954	2173	2392	2611	2830	3049	3268	3487	3706	3925	
1513.37 - 1516.69	1953	2172	2391	2610	2829	3048	3267	3486	3705	3924	
1516.70 - 1520.03	1952	2171	2390	2609	2828	3047	3266	3485	3704	3923	
1520.04 - 1523.36	1951	2170	2389	2608	2827	3046	3265	3484	3703	3922	
1523.37 - 1526.69	1950	2169	2388	2607	2826	3045	3264	3483	3702	3921	
1526.70 - 1530.03	1949	2168	2387	2606	2825	3044	3263	3482	3701	3920	
1530.04 - 1533.36	1948	2167	2386	2605	2824	3043	3262	3481	3700	3919	
1533.37 - 1536.69	1947	2166	2385	2604	2823	3042	3261	3480	3699	3918	

**Basis of Issuance**  
**October 1, 2023**

Reduction Amt: 30%

Monthly Net Income	----- Coupon / EBT Allotments by Household Size -----										
	Number of Persons in the Household										
	11 Persons	12 Persons	13 Persons	14 Persons	15 Persons	16 Persons	17 Persons	18 Persons	19 Persons	20 Persons	
1536.70 - 1540.03	1946	2165	2384	2603	2822	3041	3260	3479	3698	3917	
1540.04 - 1543.36	1945	2164	2383	2602	2821	3040	3259	3478	3697	3916	
1543.37 - 1546.69	1944	2163	2382	2601	2820	3039	3258	3477	3696	3915	
1546.70 - 1550.03	1943	2162	2381	2600	2819	3038	3257	3476	3695	3914	
1550.04 - 1553.36	1942	2161	2380	2599	2818	3037	3256	3475	3694	3913	
1553.37 - 1556.69	1941	2160	2379	2598	2817	3036	3255	3474	3693	3912	
1556.70 - 1560.03	1940	2159	2378	2597	2816	3035	3254	3473	3692	3911	
1560.04 - 1563.36	1939	2158	2377	2596	2815	3034	3253	3472	3691	3910	
1563.37 - 1566.69	1938	2157	2376	2595	2814	3033	3252	3471	3690	3909	
1566.70 - 1570.03	1937	2156	2375	2594	2813	3032	3251	3470	3689	3908	
1570.04 - 1573.36	1936	2155	2374	2593	2812	3031	3250	3469	3688	3907	
1573.37 - 1576.69	1935	2154	2373	2592	2811	3030	3249	3468	3687	3906	
1576.70 - 1580.03	1934	2153	2372	2591	2810	3029	3248	3467	3686	3905	
1580.04 - 1583.36	1933	2152	2371	2590	2809	3028	3247	3466	3685	3904	
1583.37 - 1586.69	1932	2151	2370	2589	2808	3027	3246	3465	3684	3903	
1586.70 - 1590.03	1931	2150	2369	2588	2807	3026	3245	3464	3683	3902	
1590.04 - 1593.36	1930	2149	2368	2587	2806	3025	3244	3463	3682	3901	
1593.37 - 1596.69	1929	2148	2367	2586	2805	3024	3243	3462	3681	3900	
1596.70 - 1600.03	1928	2147	2366	2585	2804	3023	3242	3461	3680	3899	
1600.04 - 1603.36	1927	2146	2365	2584	2803	3022	3241	3460	3679	3898	
1603.37 - 1606.69	1926	2145	2364	2583	2802	3021	3240	3459	3678	3897	
1606.70 - 1610.03	1925	2144	2363	2582	2801	3020	3239	3458	3677	3896	
1610.04 - 1613.36	1924	2143	2362	2581	2800	3019	3238	3457	3676	3895	
1613.37 - 1616.69	1923	2142	2361	2580	2799	3018	3237	3456	3675	3894	
1616.70 - 1620.03	1922	2141	2360	2579	2798	3017	3236	3455	3674	3893	
1620.04 - 1623.36	1921	2140	2359	2578	2797	3016	3235	3454	3673	3892	
1623.37 - 1626.69	1920	2139	2358	2577	2796	3015	3234	3453	3672	3891	
1626.70 - 1630.03	1919	2138	2357	2576	2795	3014	3233	3452	3671	3890	
1630.04 - 1633.36	1918	2137	2356	2575	2794	3013	3232	3451	3670	3889	
1633.37 - 1636.69	1917	2136	2355	2574	2793	3012	3231	3450	3669	3888	
1636.70 - 1640.03	1916	2135	2354	2573	2792	3011	3230	3449	3668	3887	

**Basis of Issuance  
 October 1, 2023**

Reduction Amt: 30%

Monthly Net Income	----- Coupon / EBT Allotments by Household Size -----										
	Number of Persons in the Household										
	11 Persons	12 Persons	13 Persons	14 Persons	15 Persons	16 Persons	17 Persons	18 Persons	19 Persons	20 Persons	
1640.04 - 1643.36	1915	2134	2353	2572	2791	3010	3229	3448	3667	3886	
1643.37 - 1646.69	1914	2133	2352	2571	2790	3009	3228	3447	3666	3885	
1646.70 - 1650.03	1913	2132	2351	2570	2789	3008	3227	3446	3665	3884	
1650.04 - 1653.36	1912	2131	2350	2569	2788	3007	3226	3445	3664	3883	
1653.37 - 1656.69	1911	2130	2349	2568	2787	3006	3225	3444	3663	3882	
1656.70 - 1660.03	1910	2129	2348	2567	2786	3005	3224	3443	3662	3881	
1660.04 - 1663.36	1909	2128	2347	2566	2785	3004	3223	3442	3661	3880	
1663.37 - 1666.69	1908	2127	2346	2565	2784	3003	3222	3441	3660	3879	
1666.70 - 1670.03	1907	2126	2345	2564	2783	3002	3221	3440	3659	3878	
1670.04 - 1673.36	1906	2125	2344	2563	2782	3001	3220	3439	3658	3877	
1673.37 - 1676.69	1905	2124	2343	2562	2781	3000	3219	3438	3657	3876	
1676.70 - 1680.03	1904	2123	2342	2561	2780	2999	3218	3437	3656	3875	
1680.04 - 1683.36	1903	2122	2341	2560	2779	2998	3217	3436	3655	3874	
1683.37 - 1686.69	1902	2121	2340	2559	2778	2997	3216	3435	3654	3873	
1686.70 - 1690.03	1901	2120	2339	2558	2777	2996	3215	3434	3653	3872	
1690.04 - 1693.36	1900	2119	2338	2557	2776	2995	3214	3433	3652	3871	
1693.37 - 1696.69	1899	2118	2337	2556	2775	2994	3213	3432	3651	3870	
1696.70 - 1700.03	1898	2117	2336	2555	2774	2993	3212	3431	3650	3869	
1700.04 - 1703.36	1897	2116	2335	2554	2773	2992	3211	3430	3649	3868	
1703.37 - 1706.69	1896	2115	2334	2553	2772	2991	3210	3429	3648	3867	
1706.70 - 1710.03	1895	2114	2333	2552	2771	2990	3209	3428	3647	3866	
1710.04 - 1713.36	1894	2113	2332	2551	2770	2989	3208	3427	3646	3865	
1713.37 - 1716.69	1893	2112	2331	2550	2769	2988	3207	3426	3645	3864	
1716.70 - 1720.03	1892	2111	2330	2549	2768	2987	3206	3425	3644	3863	
1720.04 - 1723.36	1891	2110	2329	2548	2767	2986	3205	3424	3643	3862	
1723.37 - 1726.69	1890	2109	2328	2547	2766	2985	3204	3423	3642	3861	
1726.70 - 1730.03	1889	2108	2327	2546	2765	2984	3203	3422	3641	3860	
1730.04 - 1733.36	1888	2107	2326	2545	2764	2983	3202	3421	3640	3859	
1733.37 - 1736.69	1887	2106	2325	2544	2763	2982	3201	3420	3639	3858	
1736.70 - 1740.03	1886	2105	2324	2543	2762	2981	3200	3419	3638	3857	
1740.04 - 1743.36	1885	2104	2323	2542	2761	2980	3199	3418	3637	3856	

**Basis of Issuance  
October 1, 2023**

Reduction Amt: 30%

Monthly Net Income	----- Coupon / EBT Allotments by Household Size -----										
	Number of Persons in the Household										
	11 Persons	12 Persons	13 Persons	14 Persons	15 Persons	16 Persons	17 Persons	18 Persons	19 Persons	20 Persons	
1743.37 - 1746.69	1884	2103	2322	2541	2760	2979	3198	3417	3636	3855	
1746.70 - 1750.03	1883	2102	2321	2540	2759	2978	3197	3416	3635	3854	
1750.04 - 1753.36	1882	2101	2320	2539	2758	2977	3196	3415	3634	3853	
1753.37 - 1756.69	1881	2100	2319	2538	2757	2976	3195	3414	3633	3852	
1756.70 - 1760.03	1880	2099	2318	2537	2756	2975	3194	3413	3632	3851	
1760.04 - 1763.36	1879	2098	2317	2536	2755	2974	3193	3412	3631	3850	
1763.37 - 1766.69	1878	2097	2316	2535	2754	2973	3192	3411	3630	3849	
1766.70 - 1770.03	1877	2096	2315	2534	2753	2972	3191	3410	3629	3848	
1770.04 - 1773.36	1876	2095	2314	2533	2752	2971	3190	3409	3628	3847	
1773.37 - 1776.69	1875	2094	2313	2532	2751	2970	3189	3408	3627	3846	
1776.70 - 1780.03	1874	2093	2312	2531	2750	2969	3188	3407	3626	3845	
1780.04 - 1783.36	1873	2092	2311	2530	2749	2968	3187	3406	3625	3844	
1783.37 - 1786.69	1872	2091	2310	2529	2748	2967	3186	3405	3624	3843	
1786.70 - 1790.03	1871	2090	2309	2528	2747	2966	3185	3404	3623	3842	
1790.04 - 1793.36	1870	2089	2308	2527	2746	2965	3184	3403	3622	3841	
1793.37 - 1796.69	1869	2088	2307	2526	2745	2964	3183	3402	3621	3840	
1796.70 - 1800.03	1868	2087	2306	2525	2744	2963	3182	3401	3620	3839	
1800.04 - 1803.36	1867	2086	2305	2524	2743	2962	3181	3400	3619	3838	
1803.37 - 1806.69	1866	2085	2304	2523	2742	2961	3180	3399	3618	3837	
1806.70 - 1810.03	1865	2084	2303	2522	2741	2960	3179	3398	3617	3836	
1810.04 - 1813.36	1864	2083	2302	2521	2740	2959	3178	3397	3616	3835	
1813.37 - 1816.69	1863	2082	2301	2520	2739	2958	3177	3396	3615	3834	
1816.70 - 1820.03	1862	2081	2300	2519	2738	2957	3176	3395	3614	3833	
1820.04 - 1823.36	1861	2080	2299	2518	2737	2956	3175	3394	3613	3832	
1823.37 - 1826.69	1860	2079	2298	2517	2736	2955	3174	3393	3612	3831	
1826.70 - 1830.03	1859	2078	2297	2516	2735	2954	3173	3392	3611	3830	
1830.04 - 1833.36	1858	2077	2296	2515	2734	2953	3172	3391	3610	3829	
1833.37 - 1836.69	1857	2076	2295	2514	2733	2952	3171	3390	3609	3828	
1836.70 - 1840.03	1856	2075	2294	2513	2732	2951	3170	3389	3608	3827	
1840.04 - 1843.36	1855	2074	2293	2512	2731	2950	3169	3388	3607	3826	
1843.37 - 1846.69	1854	2073	2292	2511	2730	2949	3168	3387	3606	3825	

**Basis of Issuance  
 October 1, 2023**

Reduction Amt: 30%

Monthly Net Income	----- Coupon / EBT Allotments by Household Size -----										
	Number of Persons in the Household										
	11 Persons	12 Persons	13 Persons	14 Persons	15 Persons	16 Persons	17 Persons	18 Persons	19 Persons	20 Persons	
1846.70 - 1850.03	1853	2072	2291	2510	2729	2948	3167	3386	3605	3824	
1850.04 - 1853.36	1852	2071	2290	2509	2728	2947	3166	3385	3604	3823	
1853.37 - 1856.69	1851	2070	2289	2508	2727	2946	3165	3384	3603	3822	
1856.70 - 1860.03	1850	2069	2288	2507	2726	2945	3164	3383	3602	3821	
1860.04 - 1863.36	1849	2068	2287	2506	2725	2944	3163	3382	3601	3820	
1863.37 - 1866.69	1848	2067	2286	2505	2724	2943	3162	3381	3600	3819	
1866.70 - 1870.03	1847	2066	2285	2504	2723	2942	3161	3380	3599	3818	
1870.04 - 1873.36	1846	2065	2284	2503	2722	2941	3160	3379	3598	3817	
1873.37 - 1876.69	1845	2064	2283	2502	2721	2940	3159	3378	3597	3816	
1876.70 - 1880.03	1844	2063	2282	2501	2720	2939	3158	3377	3596	3815	
1880.04 - 1883.36	1843	2062	2281	2500	2719	2938	3157	3376	3595	3814	
1883.37 - 1886.69	1842	2061	2280	2499	2718	2937	3156	3375	3594	3813	
1886.70 - 1890.03	1841	2060	2279	2498	2717	2936	3155	3374	3593	3812	
1890.04 - 1893.36	1840	2059	2278	2497	2716	2935	3154	3373	3592	3811	
1893.37 - 1896.69	1839	2058	2277	2496	2715	2934	3153	3372	3591	3810	
1896.70 - 1900.03	1838	2057	2276	2495	2714	2933	3152	3371	3590	3809	
1900.04 - 1903.36	1837	2056	2275	2494	2713	2932	3151	3370	3589	3808	
1903.37 - 1906.69	1836	2055	2274	2493	2712	2931	3150	3369	3588	3807	
1906.70 - 1910.03	1835	2054	2273	2492	2711	2930	3149	3368	3587	3806	
1910.04 - 1913.36	1834	2053	2272	2491	2710	2929	3148	3367	3586	3805	
1913.37 - 1916.69	1833	2052	2271	2490	2709	2928	3147	3366	3585	3804	
1916.70 - 1920.03	1832	2051	2270	2489	2708	2927	3146	3365	3584	3803	
1920.04 - 1923.36	1831	2050	2269	2488	2707	2926	3145	3364	3583	3802	
1923.37 - 1926.69	1830	2049	2268	2487	2706	2925	3144	3363	3582	3801	
1926.70 - 1930.03	1829	2048	2267	2486	2705	2924	3143	3362	3581	3800	
1930.04 - 1933.36	1828	2047	2266	2485	2704	2923	3142	3361	3580	3799	
1933.37 - 1936.69	1827	2046	2265	2484	2703	2922	3141	3360	3579	3798	
1936.70 - 1940.03	1826	2045	2264	2483	2702	2921	3140	3359	3578	3797	
1940.04 - 1943.36	1825	2044	2263	2482	2701	2920	3139	3358	3577	3796	
1943.37 - 1946.69	1824	2043	2262	2481	2700	2919	3138	3357	3576	3795	
1946.70 - 1950.03	1823	2042	2261	2480	2699	2918	3137	3356	3575	3794	

**Basis of Issuance  
October 1, 2023**

Reduction Amt: 30%

Monthly Net Income	----- Coupon / EBT Allotments by Household Size -----									
	Number of Persons in the Household									
	11 Persons	12 Persons	13 Persons	14 Persons	15 Persons	16 Persons	17 Persons	18 Persons	19 Persons	20 Persons
1950.04 - 1953.36	1822	2041	2260	2479	2698	2917	3136	3355	3574	3793
1953.37 - 1956.69	1821	2040	2259	2478	2697	2916	3135	3354	3573	3792
1956.70 - 1960.03	1820	2039	2258	2477	2696	2915	3134	3353	3572	3791
1960.04 - 1963.36	1819	2038	2257	2476	2695	2914	3133	3352	3571	3790
1963.37 - 1966.69	1818	2037	2256	2475	2694	2913	3132	3351	3570	3789
1966.70 - 1970.03	1817	2036	2255	2474	2693	2912	3131	3350	3569	3788
1970.04 - 1973.36	1816	2035	2254	2473	2692	2911	3130	3349	3568	3787
1973.37 - 1976.69	1815	2034	2253	2472	2691	2910	3129	3348	3567	3786
1976.70 - 1980.03	1814	2033	2252	2471	2690	2909	3128	3347	3566	3785
1980.04 - 1983.36	1813	2032	2251	2470	2689	2908	3127	3346	3565	3784
1983.37 - 1986.69	1812	2031	2250	2469	2688	2907	3126	3345	3564	3783
1986.70 - 1990.03	1811	2030	2249	2468	2687	2906	3125	3344	3563	3782
1990.04 - 1993.36	1810	2029	2248	2467	2686	2905	3124	3343	3562	3781
1993.37 - 1996.69	1809	2028	2247	2466	2685	2904	3123	3342	3561	3780
1996.70 - 2000.03	1808	2027	2246	2465	2684	2903	3122	3341	3560	3779
2000.04 - 2003.36	1807	2026	2245	2464	2683	2902	3121	3340	3559	3778
2003.37 - 2006.69	1806	2025	2244	2463	2682	2901	3120	3339	3558	3777
2006.70 - 2010.03	1805	2024	2243	2462	2681	2900	3119	3338	3557	3776
2010.04 - 2013.36	1804	2023	2242	2461	2680	2899	3118	3337	3556	3775
2013.37 - 2016.69	1803	2022	2241	2460	2679	2898	3117	3336	3555	3774
2016.70 - 2020.03	1802	2021	2240	2459	2678	2897	3116	3335	3554	3773
2020.04 - 2023.36	1801	2020	2239	2458	2677	2896	3115	3334	3553	3772
2023.37 - 2026.69	1800	2019	2238	2457	2676	2895	3114	3333	3552	3771
2026.70 - 2030.03	1799	2018	2237	2456	2675	2894	3113	3332	3551	3770
2030.04 - 2033.36	1798	2017	2236	2455	2674	2893	3112	3331	3550	3769
2033.37 - 2036.69	1797	2016	2235	2454	2673	2892	3111	3330	3549	3768
2036.70 - 2040.03	1796	2015	2234	2453	2672	2891	3110	3329	3548	3767
2040.04 - 2043.36	1795	2014	2233	2452	2671	2890	3109	3328	3547	3766
2043.37 - 2046.69	1794	2013	2232	2451	2670	2889	3108	3327	3546	3765
2046.70 - 2050.03	1793	2012	2231	2450	2669	2888	3107	3326	3545	3764



**Basis of Issuance  
October 1, 2023**

Reduction Amt: 30%

Monthly Net Income	----- Coupon / EBT Allotments by Household Size -----										
	Number of Persons in the Household										
	11 Persons	12 Persons	13 Persons	14 Persons	15 Persons	16 Persons	17 Persons	18 Persons	19 Persons	20 Persons	
2050.04 - 2053.36	1792	2011	2230	2449	2668	2887	3106	3325	3544	3763	
2053.37 - 2056.69	1791	2010	2229	2448	2667	2886	3105	3324	3543	3762	
2056.70 - 2060.03	1790	2009	2228	2447	2666	2885	3104	3323	3542	3761	
2060.04 - 2063.36	1789	2008	2227	2446	2665	2884	3103	3322	3541	3760	
2063.37 - 2066.69	1788	2007	2226	2445	2664	2883	3102	3321	3540	3759	
2066.70 - 2070.03	1787	2006	2225	2444	2663	2882	3101	3320	3539	3758	
2070.04 - 2073.36	1786	2005	2224	2443	2662	2881	3100	3319	3538	3757	
2073.37 - 2076.69	1785	2004	2223	2442	2661	2880	3099	3318	3537	3756	
2076.70 - 2080.03	1784	2003	2222	2441	2660	2879	3098	3317	3536	3755	
2080.04 - 2083.36	1783	2002	2221	2440	2659	2878	3097	3316	3535	3754	
2083.37 - 2086.69	1782	2001	2220	2439	2658	2877	3096	3315	3534	3753	
2086.70 - 2090.03	1781	2000	2219	2438	2657	2876	3095	3314	3533	3752	
2090.04 - 2093.36	1780	1999	2218	2437	2656	2875	3094	3313	3532	3751	
2093.37 - 2096.69	1779	1998	2217	2436	2655	2874	3093	3312	3531	3750	
2096.70 - 2100.03	1778	1997	2216	2435	2654	2873	3092	3311	3530	3749	
2100.04 - 2103.36	1777	1996	2215	2434	2653	2872	3091	3310	3529	3748	
2103.37 - 2106.69	1776	1995	2214	2433	2652	2871	3090	3309	3528	3747	
2106.70 - 2110.03	1775	1994	2213	2432	2651	2870	3089	3308	3527	3746	
2110.04 - 2113.36	1774	1993	2212	2431	2650	2869	3088	3307	3526	3745	
2113.37 - 2116.69	1773	1992	2211	2430	2649	2868	3087	3306	3525	3744	
2116.70 - 2120.03	1772	1991	2210	2429	2648	2867	3086	3305	3524	3743	
2120.04 - 2123.36	1771	1990	2209	2428	2647	2866	3085	3304	3523	3742	
2123.37 - 2126.69	1770	1989	2208	2427	2646	2865	3084	3303	3522	3741	
2126.70 - 2130.03	1769	1988	2207	2426	2645	2864	3083	3302	3521	3740	
2130.04 - 2133.36	1768	1987	2206	2425	2644	2863	3082	3301	3520	3739	
2133.37 - 2136.69	1767	1986	2205	2424	2643	2862	3081	3300	3519	3738	
2136.70 - 2140.03	1766	1985	2204	2423	2642	2861	3080	3299	3518	3737	
2140.04 - 2143.36	1765	1984	2203	2422	2641	2860	3079	3298	3517	3736	
2143.37 - 2146.69	1764	1983	2202	2421	2640	2859	3078	3297	3516	3735	
2146.70 - 2150.03	1763	1982	2201	2420	2639	2858	3077	3296	3515	3734	
2150.04 - 2153.36	1762	1981	2200	2419	2638	2857	3076	3295	3514	3733	

**Basis of Issuance  
 October 1, 2023**

Reduction Amt: 30%

Monthly Net Income		----- Coupon / EBT Allotments by Household Size -----									
		Number of Persons in the Household									
		11 Persons	12 Persons	13 Persons	14 Persons	15 Persons	16 Persons	17 Persons	18 Persons	19 Persons	20 Persons
2153.37	- 2156.69	1761	1980	2199	2418	2637	2856	3075	3294	3513	3732
2156.70	- 2160.03	1760	1979	2198	2417	2636	2855	3074	3293	3512	3731
2160.04	- 2163.36	1759	1978	2197	2416	2635	2854	3073	3292	3511	3730
2163.37	- 2166.69	1758	1977	2196	2415	2634	2853	3072	3291	3510	3729
2166.70	- 2170.03	1757	1976	2195	2414	2633	2852	3071	3290	3509	3728
2170.04	- 2173.36	1756	1975	2194	2413	2632	2851	3070	3289	3508	3727
2173.37	- 2176.69	1755	1974	2193	2412	2631	2850	3069	3288	3507	3726
2176.70	- 2180.03	1754	1973	2192	2411	2630	2849	3068	3287	3506	3725
2180.04	- 2183.36	1753	1972	2191	2410	2629	2848	3067	3286	3505	3724
2183.37	- 2186.69	1752	1971	2190	2409	2628	2847	3066	3285	3504	3723
2186.70	- 2190.03	1751	1970	2189	2408	2627	2846	3065	3284	3503	3722
2190.04	- 2193.36	1750	1969	2188	2407	2626	2845	3064	3283	3502	3721
2193.37	- 2196.69	1749	1968	2187	2406	2625	2844	3063	3282	3501	3720
2196.70	- 2200.03	1748	1967	2186	2405	2624	2843	3062	3281	3500	3719
2200.04	- 2203.36	1747	1966	2185	2404	2623	2842	3061	3280	3499	3718
2203.37	- 2206.69	1746	1965	2184	2403	2622	2841	3060	3279	3498	3717
2206.70	- 2210.03	1745	1964	2183	2402	2621	2840	3059	3278	3497	3716
2210.04	- 2213.36	1744	1963	2182	2401	2620	2839	3058	3277	3496	3715
2213.37	- 2216.69	1743	1962	2181	2400	2619	2838	3057	3276	3495	3714
2216.70	- 2220.03	1742	1961	2180	2399	2618	2837	3056	3275	3494	3713
2220.04	- 2223.36	1741	1960	2179	2398	2617	2836	3055	3274	3493	3712
2223.37	- 2226.69	1740	1959	2178	2397	2616	2835	3054	3273	3492	3711
2226.70	- 2230.03	1739	1958	2177	2396	2615	2834	3053	3272	3491	3710
2230.04	- 2233.36	1738	1957	2176	2395	2614	2833	3052	3271	3490	3709
2233.37	- 2236.69	1737	1956	2175	2394	2613	2832	3051	3270	3489	3708
2236.70	- 2240.03	1736	1955	2174	2393	2612	2831	3050	3269	3488	3707
2240.04	- 2243.36	1735	1954	2173	2392	2611	2830	3049	3268	3487	3706
2243.37	- 2246.69	1734	1953	2172	2391	2610	2829	3048	3267	3486	3705
2246.70	- 2250.03	1733	1952	2171	2390	2609	2828	3047	3266	3485	3704
2250.04	- 2253.36	1732	1951	2170	2389	2608	2827	3046	3265	3484	3703
2253.37	- 2256.69	1731	1950	2169	2388	2607	2826	3045	3264	3483	3702

**Basis of Issuance  
October 1, 2023**

Reduction Amt: 30%

Monthly Net Income	Coupon / EBT Allotments by Household Size -----										
	Number of Persons in the Household										
	11 Persons	12 Persons	13 Persons	14 Persons	15 Persons	16 Persons	17 Persons	18 Persons	19 Persons	20 Persons	
2256.70 - 2260.03	1730	1949	2168	2387	2606	2825	3044	3263	3482	3701	
2260.04 - 2263.36	1729	1948	2167	2386	2605	2824	3043	3262	3481	3700	
2263.37 - 2266.69	1728	1947	2166	2385	2604	2823	3042	3261	3480	3699	
2266.70 - 2270.03	1727	1946	2165	2384	2603	2822	3041	3260	3479	3698	
2270.04 - 2273.36	1726	1945	2164	2383	2602	2821	3040	3259	3478	3697	
2273.37 - 2276.69	1725	1944	2163	2382	2601	2820	3039	3258	3477	3696	
2276.70 - 2280.03	1724	1943	2162	2381	2600	2819	3038	3257	3476	3695	
2280.04 - 2283.36	1723	1942	2161	2380	2599	2818	3037	3256	3475	3694	
2283.37 - 2286.69	1722	1941	2160	2379	2598	2817	3036	3255	3474	3693	
2286.70 - 2290.03	1721	1940	2159	2378	2597	2816	3035	3254	3473	3692	
2290.04 - 2293.36	1720	1939	2158	2377	2596	2815	3034	3253	3472	3691	
2293.37 - 2296.69	1719	1938	2157	2376	2595	2814	3033	3252	3471	3690	
2296.70 - 2300.03	1718	1937	2156	2375	2594	2813	3032	3251	3470	3689	
2300.04 - 2303.36	1717	1936	2155	2374	2593	2812	3031	3250	3469	3688	
2303.37 - 2306.69	1716	1935	2154	2373	2592	2811	3030	3249	3468	3687	
2306.70 - 2310.03	1715	1934	2153	2372	2591	2810	3029	3248	3467	3686	
2310.04 - 2313.36	1714	1933	2152	2371	2590	2809	3028	3247	3466	3685	
2313.37 - 2316.69	1713	1932	2151	2370	2589	2808	3027	3246	3465	3684	
2316.70 - 2320.03	1712	1931	2150	2369	2588	2807	3026	3245	3464	3683	
2320.04 - 2323.36	1711	1930	2149	2368	2587	2806	3025	3244	3463	3682	
2323.37 - 2326.69	1710	1929	2148	2367	2586	2805	3024	3243	3462	3681	
2326.70 - 2330.03	1709	1928	2147	2366	2585	2804	3023	3242	3461	3680	
2330.04 - 2333.36	1708	1927	2146	2365	2584	2803	3022	3241	3460	3679	
2333.37 - 2336.69	1707	1926	2145	2364	2583	2802	3021	3240	3459	3678	
2336.70 - 2340.03	1706	1925	2144	2363	2582	2801	3020	3239	3458	3677	
2340.04 - 2343.36	1705	1924	2143	2362	2581	2800	3019	3238	3457	3676	
2343.37 - 2346.69	1704	1923	2142	2361	2580	2799	3018	3237	3456	3675	
2346.70 - 2350.03	1703	1922	2141	2360	2579	2798	3017	3236	3455	3674	
2350.04 - 2353.36	1702	1921	2140	2359	2578	2797	3016	3235	3454	3673	
2353.37 - 2356.69	1701	1920	2139	2358	2577	2796	3015	3234	3453	3672	
2356.70 - 2360.03	1700	1919	2138	2357	2576	2795	3014	3233	3452	3671	

**Basis of Issuance  
October 1, 2023**

Reduction Amt: 30%

Monthly Net Income	----- Coupon / EBT Allotments by Household Size -----										
	Number of Persons in the Household										
	11 Persons	12 Persons	13 Persons	14 Persons	15 Persons	16 Persons	17 Persons	18 Persons	19 Persons	20 Persons	
2360.04 - 2363.36	1699	1918	2137	2356	2575	2794	3013	3232	3451	3670	
2363.37 - 2366.69	1698	1917	2136	2355	2574	2793	3012	3231	3450	3669	
2366.70 - 2370.03	1697	1916	2135	2354	2573	2792	3011	3230	3449	3668	
2370.04 - 2373.36	1696	1915	2134	2353	2572	2791	3010	3229	3448	3667	
2373.37 - 2376.69	1695	1914	2133	2352	2571	2790	3009	3228	3447	3666	
2376.70 - 2380.03	1694	1913	2132	2351	2570	2789	3008	3227	3446	3665	
2380.04 - 2383.36	1693	1912	2131	2350	2569	2788	3007	3226	3445	3664	
2383.37 - 2386.69	1692	1911	2130	2349	2568	2787	3006	3225	3444	3663	
2386.70 - 2390.03	1691	1910	2129	2348	2567	2786	3005	3224	3443	3662	
2390.04 - 2393.36	1690	1909	2128	2347	2566	2785	3004	3223	3442	3661	
2393.37 - 2396.69	1689	1908	2127	2346	2565	2784	3003	3222	3441	3660	
2396.70 - 2400.03	1688	1907	2126	2345	2564	2783	3002	3221	3440	3659	
2400.04 - 2403.36	1687	1906	2125	2344	2563	2782	3001	3220	3439	3658	
2403.37 - 2406.69	1686	1905	2124	2343	2562	2781	3000	3219	3438	3657	
2406.70 - 2410.03	1685	1904	2123	2342	2561	2780	2999	3218	3437	3656	
2410.04 - 2413.36	1684	1903	2122	2341	2560	2779	2998	3217	3436	3655	
2413.37 - 2416.69	1683	1902	2121	2340	2559	2778	2997	3216	3435	3654	
2416.70 - 2420.03	1682	1901	2120	2339	2558	2777	2996	3215	3434	3653	
2420.04 - 2423.36	1681	1900	2119	2338	2557	2776	2995	3214	3433	3652	
2423.37 - 2426.69	1680	1899	2118	2337	2556	2775	2994	3213	3432	3651	
2426.70 - 2430.03	1679	1898	2117	2336	2555	2774	2993	3212	3431	3650	
2430.04 - 2433.36	1678	1897	2116	2335	2554	2773	2992	3211	3430	3649	
2433.37 - 2436.69	1677	1896	2115	2334	2553	2772	2991	3210	3429	3648	
2436.70 - 2440.03	1676	1895	2114	2333	2552	2771	2990	3209	3428	3647	
2440.04 - 2443.36	1675	1894	2113	2332	2551	2770	2989	3208	3427	3646	
2443.37 - 2446.69	1674	1893	2112	2331	2550	2769	2988	3207	3426	3645	
2446.70 - 2450.03	1673	1892	2111	2330	2549	2768	2987	3206	3425	3644	
2450.04 - 2453.36	1672	1891	2110	2329	2548	2767	2986	3205	3424	3643	
2453.37 - 2456.69	1671	1890	2109	2328	2547	2766	2985	3204	3423	3642	
2456.70 - 2460.03	1670	1889	2108	2327	2546	2765	2984	3203	3422	3641	
2460.04 - 2463.36	1669	1888	2107	2326	2545	2764	2983	3202	3421	3640	

**Basis of Issuance**  
**October 1, 2023**

Reduction Amt: 30%

Monthly Net Income	----- Coupon / EBT Allotments by Household Size -----										
	Number of Persons in the Household										
	11 Persons	12 Persons	13 Persons	14 Persons	15 Persons	16 Persons	17 Persons	18 Persons	19 Persons	20 Persons	
2463.37 - 2466.69	1668	1887	2106	2325	2544	2763	2982	3201	3420	3639	
2466.70 - 2470.03	1667	1886	2105	2324	2543	2762	2981	3200	3419	3638	
2470.04 - 2473.36	1666	1885	2104	2323	2542	2761	2980	3199	3418	3637	
2473.37 - 2476.69	1665	1884	2103	2322	2541	2760	2979	3198	3417	3636	
2476.70 - 2480.03	1664	1883	2102	2321	2540	2759	2978	3197	3416	3635	
2480.04 - 2483.36	1663	1882	2101	2320	2539	2758	2977	3196	3415	3634	
2483.37 - 2486.69	1662	1881	2100	2319	2538	2757	2976	3195	3414	3633	
2486.70 - 2490.03	1661	1880	2099	2318	2537	2756	2975	3194	3413	3632	
2490.04 - 2493.36	1660	1879	2098	2317	2536	2755	2974	3193	3412	3631	
2493.37 - 2496.69	1659	1878	2097	2316	2535	2754	2973	3192	3411	3630	
2496.70 - 2500.03	1658	1877	2096	2315	2534	2753	2972	3191	3410	3629	
2500.04 - 2503.36	1657	1876	2095	2314	2533	2752	2971	3190	3409	3628	
2503.37 - 2506.69	1656	1875	2094	2313	2532	2751	2970	3189	3408	3627	
2506.70 - 2510.03	1655	1874	2093	2312	2531	2750	2969	3188	3407	3626	
2510.04 - 2513.36	1654	1873	2092	2311	2530	2749	2968	3187	3406	3625	
2513.37 - 2516.69	1653	1872	2091	2310	2529	2748	2967	3186	3405	3624	
2516.70 - 2520.03	1652	1871	2090	2309	2528	2747	2966	3185	3404	3623	
2520.04 - 2523.36	1651	1870	2089	2308	2527	2746	2965	3184	3403	3622	
2523.37 - 2526.69	1650	1869	2088	2307	2526	2745	2964	3183	3402	3621	
2526.70 - 2530.03	1649	1868	2087	2306	2525	2744	2963	3182	3401	3620	
2530.04 - 2533.36	1648	1867	2086	2305	2524	2743	2962	3181	3400	3619	
2533.37 - 2536.69	1647	1866	2085	2304	2523	2742	2961	3180	3399	3618	
2536.70 - 2540.03	1646	1865	2084	2303	2522	2741	2960	3179	3398	3617	
2540.04 - 2543.36	1645	1864	2083	2302	2521	2740	2959	3178	3397	3616	
2543.37 - 2546.69	1644	1863	2082	2301	2520	2739	2958	3177	3396	3615	
2546.70 - 2550.03	1643	1862	2081	2300	2519	2738	2957	3176	3395	3614	
2550.04 - 2553.36	1642	1861	2080	2299	2518	2737	2956	3175	3394	3613	
2553.37 - 2556.69	1641	1860	2079	2298	2517	2736	2955	3174	3393	3612	
2556.70 - 2560.03	1640	1859	2078	2297	2516	2735	2954	3173	3392	3611	
2560.04 - 2563.36	1639	1858	2077	2296	2515	2734	2953	3172	3391	3610	
2563.37 - 2566.69	1638	1857	2076	2295	2514	2733	2952	3171	3390	3609	

**Basis of Issuance  
October 1, 2023**

Reduction Amt: 30%

Monthly Net Income		Coupon / EBT Allotments by Household Size									
		Number of Persons in the Household									
		11 Persons	12 Persons	13 Persons	14 Persons	15 Persons	16 Persons	17 Persons	18 Persons	19 Persons	20 Persons
2566.70	- 2570.03	1637	1856	2075	2294	2513	2732	2951	3170	3389	3608
2570.04	- 2573.36	1636	1855	2074	2293	2512	2731	2950	3169	3388	3607
2573.37	- 2576.69	1635	1854	2073	2292	2511	2730	2949	3168	3387	3606
2576.70	- 2580.03	1634	1853	2072	2291	2510	2729	2948	3167	3386	3605
2580.04	- 2583.36	1633	1852	2071	2290	2509	2728	2947	3166	3385	3604
2583.37	- 2586.69	1632	1851	2070	2289	2508	2727	2946	3165	3384	3603
2586.70	- 2590.03	1631	1850	2069	2288	2507	2726	2945	3164	3383	3602
2590.04	- 2593.36	1630	1849	2068	2287	2506	2725	2944	3163	3382	3601
2593.37	- 2596.69	1629	1848	2067	2286	2505	2724	2943	3162	3381	3600
2596.70	- 2600.03	1628	1847	2066	2285	2504	2723	2942	3161	3380	3599
2600.04	- 2603.36	1627	1846	2065	2284	2503	2722	2941	3160	3379	3598
2603.37	- 2606.69	1626	1845	2064	2283	2502	2721	2940	3159	3378	3597
2606.70	- 2610.03	1625	1844	2063	2282	2501	2720	2939	3158	3377	3596
2610.04	- 2613.36	1624	1843	2062	2281	2500	2719	2938	3157	3376	3595
2613.37	- 2616.69	1623	1842	2061	2280	2499	2718	2937	3156	3375	3594
2616.70	- 2620.03	1622	1841	2060	2279	2498	2717	2936	3155	3374	3593
2620.04	- 2623.36	1621	1840	2059	2278	2497	2716	2935	3154	3373	3592
2623.37	- 2626.69	1620	1839	2058	2277	2496	2715	2934	3153	3372	3591
2626.70	- 2630.03	1619	1838	2057	2276	2495	2714	2933	3152	3371	3590
2630.04	- 2633.36	1618	1837	2056	2275	2494	2713	2932	3151	3370	3589
2633.37	- 2636.69	1617	1836	2055	2274	2493	2712	2931	3150	3369	3588
2636.70	- 2640.03	1616	1835	2054	2273	2492	2711	2930	3149	3368	3587
2640.04	- 2643.36	1615	1834	2053	2272	2491	2710	2929	3148	3367	3586
2643.37	- 2646.69	1614	1833	2052	2271	2490	2709	2928	3147	3366	3585
2646.70	- 2650.03	1613	1832	2051	2270	2489	2708	2927	3146	3365	3584
2650.04	- 2653.36	1612	1831	2050	2269	2488	2707	2926	3145	3364	3583
2653.37	- 2656.69	1611	1830	2049	2268	2487	2706	2925	3144	3363	3582
2656.70	- 2660.03	1610	1829	2048	2267	2486	2705	2924	3143	3362	3581
2660.04	- 2663.36	1609	1828	2047	2266	2485	2704	2923	3142	3361	3580
2663.37	- 2666.69	1608	1827	2046	2265	2484	2703	2922	3141	3360	3579
2666.70	- 2670.03	1607	1826	2045	2264	2483	2702	2921	3140	3359	3578

**Basis of Issuance**  
**October 1, 2023**

Reduction Amt: 30%

Monthly Net Income	----- Coupon / EBT Allotments by Household Size -----									
	Number of Persons in the Household									
	11 Persons	12 Persons	13 Persons	14 Persons	15 Persons	16 Persons	17 Persons	18 Persons	19 Persons	20 Persons
2670.04 - 2673.36	1606	1825	2044	2263	2482	2701	2920	3139	3358	3577
2673.37 - 2676.69	1605	1824	2043	2262	2481	2700	2919	3138	3357	3576
2676.70 - 2680.03	1604	1823	2042	2261	2480	2699	2918	3137	3356	3575
2680.04 - 2683.36	1603	1822	2041	2260	2479	2698	2917	3136	3355	3574
2683.37 - 2686.69	1602	1821	2040	2259	2478	2697	2916	3135	3354	3573
2686.70 - 2690.03	1601	1820	2039	2258	2477	2696	2915	3134	3353	3572
2690.04 - 2693.36	1600	1819	2038	2257	2476	2695	2914	3133	3352	3571
2693.37 - 2696.69	1599	1818	2037	2256	2475	2694	2913	3132	3351	3570
2696.70 - 2700.03	1598	1817	2036	2255	2474	2693	2912	3131	3350	3569
2700.04 - 2703.36	1597	1816	2035	2254	2473	2692	2911	3130	3349	3568
2703.37 - 2706.69	1596	1815	2034	2253	2472	2691	2910	3129	3348	3567
2706.70 - 2710.03	1595	1814	2033	2252	2471	2690	2909	3128	3347	3566
2710.04 - 2713.36	1594	1813	2032	2251	2470	2689	2908	3127	3346	3565
2713.37 - 2716.69	1593	1812	2031	2250	2469	2688	2907	3126	3345	3564
2716.70 - 2720.03	1592	1811	2030	2249	2468	2687	2906	3125	3344	3563
2720.04 - 2723.36	1591	1810	2029	2248	2467	2686	2905	3124	3343	3562
2723.37 - 2726.69	1590	1809	2028	2247	2466	2685	2904	3123	3342	3561
2726.70 - 2730.03	1589	1808	2027	2246	2465	2684	2903	3122	3341	3560
2730.04 - 2733.36	1588	1807	2026	2245	2464	2683	2902	3121	3340	3559
2733.37 - 2736.69	1587	1806	2025	2244	2463	2682	2901	3120	3339	3558
2736.70 - 2740.03	1586	1805	2024	2243	2462	2681	2900	3119	3338	3557
2740.04 - 2743.36	1585	1804	2023	2242	2461	2680	2899	3118	3337	3556
2743.37 - 2746.69	1584	1803	2022	2241	2460	2679	2898	3117	3336	3555
2746.70 - 2750.03	1583	1802	2021	2240	2459	2678	2897	3116	3335	3554
2750.04 - 2753.36	1582	1801	2020	2239	2458	2677	2896	3115	3334	3553
2753.37 - 2756.69	1581	1800	2019	2238	2457	2676	2895	3114	3333	3552
2756.70 - 2760.03	1580	1799	2018	2237	2456	2675	2894	3113	3332	3551
2760.04 - 2763.36	1579	1798	2017	2236	2455	2674	2893	3112	3331	3550
2763.37 - 2766.69	1578	1797	2016	2235	2454	2673	2892	3111	3330	3549
2766.70 - 2770.03	1577	1796	2015	2234	2453	2672	2891	3110	3329	3548

**Basis of Issuance  
October 1, 2023**

Reduction Amt: 30%

Monthly Net Income	----- Coupon / EBT Allotments by Household Size -----										
	Number of Persons in the Household										
	11 Persons	12 Persons	13 Persons	14 Persons	15 Persons	16 Persons	17 Persons	18 Persons	19 Persons	20 Persons	
2770.04 - 2773.36	1576	1795	2014	2233	2452	2671	2890	3109	3328	3547	
2773.37 - 2776.69	1575	1794	2013	2232	2451	2670	2889	3108	3327	3546	
2776.70 - 2780.03	1574	1793	2012	2231	2450	2669	2888	3107	3326	3545	
2780.04 - 2783.36	1573	1792	2011	2230	2449	2668	2887	3106	3325	3544	
2783.37 - 2786.69	1572	1791	2010	2229	2448	2667	2886	3105	3324	3543	
2786.70 - 2790.03	1571	1790	2009	2228	2447	2666	2885	3104	3323	3542	
2790.04 - 2793.36	1570	1789	2008	2227	2446	2665	2884	3103	3322	3541	
2793.37 - 2796.69	1569	1788	2007	2226	2445	2664	2883	3102	3321	3540	
2796.70 - 2800.03	1568	1787	2006	2225	2444	2663	2882	3101	3320	3539	
2800.04 - 2803.36	1567	1786	2005	2224	2443	2662	2881	3100	3319	3538	
2803.37 - 2806.69	1566	1785	2004	2223	2442	2661	2880	3099	3318	3537	
2806.70 - 2810.03	1565	1784	2003	2222	2441	2660	2879	3098	3317	3536	
2810.04 - 2813.36	1564	1783	2002	2221	2440	2659	2878	3097	3316	3535	
2813.37 - 2816.69	1563	1782	2001	2220	2439	2658	2877	3096	3315	3534	
2816.70 - 2820.03	1562	1781	2000	2219	2438	2657	2876	3095	3314	3533	
2820.04 - 2823.36	1561	1780	1999	2218	2437	2656	2875	3094	3313	3532	
2823.37 - 2826.69	1560	1779	1998	2217	2436	2655	2874	3093	3312	3531	
2826.70 - 2830.03	1559	1778	1997	2216	2435	2654	2873	3092	3311	3530	
2830.04 - 2833.36	1558	1777	1996	2215	2434	2653	2872	3091	3310	3529	
2833.37 - 2836.69	1557	1776	1995	2214	2433	2652	2871	3090	3309	3528	
2836.70 - 2840.03	1556	1775	1994	2213	2432	2651	2870	3089	3308	3527	
2840.04 - 2843.36	1555	1774	1993	2212	2431	2650	2869	3088	3307	3526	
2843.37 - 2846.69	1554	1773	1992	2211	2430	2649	2868	3087	3306	3525	
2846.70 - 2850.03	1553	1772	1991	2210	2429	2648	2867	3086	3305	3524	
2850.04 - 2853.36	1552	1771	1990	2209	2428	2647	2866	3085	3304	3523	
2853.37 - 2856.69	1551	1770	1989	2208	2427	2646	2865	3084	3303	3522	
2856.70 - 2860.03	1550	1769	1988	2207	2426	2645	2864	3083	3302	3521	
2860.04 - 2863.36	1549	1768	1987	2206	2425	2644	2863	3082	3301	3520	
2863.37 - 2866.69	1548	1767	1986	2205	2424	2643	2862	3081	3300	3519	
2866.70 - 2870.03	1547	1766	1985	2204	2423	2642	2861	3080	3299	3518	
2870.04 - 2873.36	1546	1765	1984	2203	2422	2641	2860	3079	3298	3517	



**Basis of Issuance  
 October 1, 2023**

Reduction Amt: 30%

Monthly Net Income	----- Coupon / EBT Allotments by Household Size -----										
	Number of Persons in the Household										
	11 Persons	12 Persons	13 Persons	14 Persons	15 Persons	16 Persons	17 Persons	18 Persons	19 Persons	20 Persons	
2873.37 - 2876.69	1545	1764	1983	2202	2421	2640	2859	3078	3297	3516	
2876.70 - 2880.03	1544	1763	1982	2201	2420	2639	2858	3077	3296	3515	
2880.04 - 2883.36	1543	1762	1981	2200	2419	2638	2857	3076	3295	3514	
2883.37 - 2886.69	1542	1761	1980	2199	2418	2637	2856	3075	3294	3513	
2886.70 - 2890.03	1541	1760	1979	2198	2417	2636	2855	3074	3293	3512	
2890.04 - 2893.36	1540	1759	1978	2197	2416	2635	2854	3073	3292	3511	
2893.37 - 2896.69	1539	1758	1977	2196	2415	2634	2853	3072	3291	3510	
2896.70 - 2900.03	1538	1757	1976	2195	2414	2633	2852	3071	3290	3509	
2900.04 - 2903.36	1537	1756	1975	2194	2413	2632	2851	3070	3289	3508	
2903.37 - 2906.69	1536	1755	1974	2193	2412	2631	2850	3069	3288	3507	
2906.70 - 2910.03	1535	1754	1973	2192	2411	2630	2849	3068	3287	3506	
2910.04 - 2913.36	1534	1753	1972	2191	2410	2629	2848	3067	3286	3505	
2913.37 - 2916.69	1533	1752	1971	2190	2409	2628	2847	3066	3285	3504	
2916.70 - 2920.03	1532	1751	1970	2189	2408	2627	2846	3065	3284	3503	
2920.04 - 2923.36	1531	1750	1969	2188	2407	2626	2845	3064	3283	3502	
2923.37 - 2926.69	1530	1749	1968	2187	2406	2625	2844	3063	3282	3501	
2926.70 - 2930.03	1529	1748	1967	2186	2405	2624	2843	3062	3281	3500	
2930.04 - 2933.36	1528	1747	1966	2185	2404	2623	2842	3061	3280	3499	
2933.37 - 2936.69	1527	1746	1965	2184	2403	2622	2841	3060	3279	3498	
2936.70 - 2940.03	1526	1745	1964	2183	2402	2621	2840	3059	3278	3497	
2940.04 - 2943.36	1525	1744	1963	2182	2401	2620	2839	3058	3277	3496	
2943.37 - 2946.69	1524	1743	1962	2181	2400	2619	2838	3057	3276	3495	
2946.70 - 2950.03	1523	1742	1961	2180	2399	2618	2837	3056	3275	3494	
2950.04 - 2953.36	1522	1741	1960	2179	2398	2617	2836	3055	3274	3493	
2953.37 - 2956.69	1521	1740	1959	2178	2397	2616	2835	3054	3273	3492	
2956.70 - 2960.03	1520	1739	1958	2177	2396	2615	2834	3053	3272	3491	
2960.04 - 2963.36	1519	1738	1957	2176	2395	2614	2833	3052	3271	3490	
2963.37 - 2966.69	1518	1737	1956	2175	2394	2613	2832	3051	3270	3489	
2966.70 - 2970.03	1517	1736	1955	2174	2393	2612	2831	3050	3269	3488	
2970.04 - 2973.36	1516	1735	1954	2173	2392	2611	2830	3049	3268	3487	
2973.37 - 2976.69	1515	1734	1953	2172	2391	2610	2829	3048	3267	3486	

**Basis of Issuance  
 October 1, 2023**

Reduction Amt: 30%

Monthly Net Income	----- Coupon / EBT Allotments by Household Size -----										
	Number of Persons in the Household										
	11 Persons	12 Persons	13 Persons	14 Persons	15 Persons	16 Persons	17 Persons	18 Persons	19 Persons	20 Persons	
2976.70 - 2980.03	1514	1733	1952	2171	2390	2609	2828	3047	3266	3485	
2980.04 - 2983.36	1513	1732	1951	2170	2389	2608	2827	3046	3265	3484	
2983.37 - 2986.69	1512	1731	1950	2169	2388	2607	2826	3045	3264	3483	
2986.70 - 2990.03	1511	1730	1949	2168	2387	2606	2825	3044	3263	3482	
2990.04 - 2993.36	1510	1729	1948	2167	2386	2605	2824	3043	3262	3481	
2993.37 - 2996.69	1509	1728	1947	2166	2385	2604	2823	3042	3261	3480	
2996.70 - 3000.03	1508	1727	1946	2165	2384	2603	2822	3041	3260	3479	
3000.04 - 3003.36	1507	1726	1945	2164	2383	2602	2821	3040	3259	3478	
3003.37 - 3006.69	1506	1725	1944	2163	2382	2601	2820	3039	3258	3477	
3006.70 - 3010.03	1505	1724	1943	2162	2381	2600	2819	3038	3257	3476	
3010.04 - 3013.36	1504	1723	1942	2161	2380	2599	2818	3037	3256	3475	
3013.37 - 3016.69	1503	1722	1941	2160	2379	2598	2817	3036	3255	3474	
3016.70 - 3020.03	1502	1721	1940	2159	2378	2597	2816	3035	3254	3473	
3020.04 - 3023.36	1501	1720	1939	2158	2377	2596	2815	3034	3253	3472	
3023.37 - 3026.69	1500	1719	1938	2157	2376	2595	2814	3033	3252	3471	
3026.70 - 3030.03	1499	1718	1937	2156	2375	2594	2813	3032	3251	3470	
3030.04 - 3033.36	1498	1717	1936	2155	2374	2593	2812	3031	3250	3469	
3033.37 - 3036.69	1497	1716	1935	2154	2373	2592	2811	3030	3249	3468	
3036.70 - 3040.03	1496	1715	1934	2153	2372	2591	2810	3029	3248	3467	
3040.04 - 3043.36	1495	1714	1933	2152	2371	2590	2809	3028	3247	3466	
3043.37 - 3046.69	1494	1713	1932	2151	2370	2589	2808	3027	3246	3465	
3046.70 - 3050.03	1493	1712	1931	2150	2369	2588	2807	3026	3245	3464	
3050.04 - 3053.36	1492	1711	1930	2149	2368	2587	2806	3025	3244	3463	
3053.37 - 3056.69	1491	1710	1929	2148	2367	2586	2805	3024	3243	3462	
3056.70 - 3060.03	1490	1709	1928	2147	2366	2585	2804	3023	3242	3461	
3060.04 - 3063.36	1489	1708	1927	2146	2365	2584	2803	3022	3241	3460	
3063.37 - 3066.69	1488	1707	1926	2145	2364	2583	2802	3021	3240	3459	
3066.70 - 3070.03	1487	1706	1925	2144	2363	2582	2801	3020	3239	3458	
3070.04 - 3073.36	1486	1705	1924	2143	2362	2581	2800	3019	3238	3457	
3073.37 - 3076.69	1485	1704	1923	2142	2361	2580	2799	3018	3237	3456	
3076.70 - 3080.03	1484	1703	1922	2141	2360	2579	2798	3017	3236	3455	

**Basis of Issuance  
 October 1, 2023**

Reduction Amt: 30%

Monthly Net Income	----- Coupon / EBT Allotments by Household Size -----										
	Number of Persons in the Household										
	11 Persons	12 Persons	13 Persons	14 Persons	15 Persons	16 Persons	17 Persons	18 Persons	19 Persons	20 Persons	
3080.04 - 3083.36	1483	1702	1921	2140	2359	2578	2797	3016	3235	3454	
3083.37 - 3086.69	1482	1701	1920	2139	2358	2577	2796	3015	3234	3453	
3086.70 - 3090.03	1481	1700	1919	2138	2357	2576	2795	3014	3233	3452	
3090.04 - 3093.36	1480	1699	1918	2137	2356	2575	2794	3013	3232	3451	
3093.37 - 3096.69	1479	1698	1917	2136	2355	2574	2793	3012	3231	3450	
3096.70 - 3100.03	1478	1697	1916	2135	2354	2573	2792	3011	3230	3449	
3100.04 - 3103.36	1477	1696	1915	2134	2353	2572	2791	3010	3229	3448	
3103.37 - 3106.69	1476	1695	1914	2133	2352	2571	2790	3009	3228	3447	
3106.70 - 3110.03	1475	1694	1913	2132	2351	2570	2789	3008	3227	3446	
3110.04 - 3113.36	1474	1693	1912	2131	2350	2569	2788	3007	3226	3445	
3113.37 - 3116.69	1473	1692	1911	2130	2349	2568	2787	3006	3225	3444	
3116.70 - 3120.03	1472	1691	1910	2129	2348	2567	2786	3005	3224	3443	
3120.04 - 3123.36	1471	1690	1909	2128	2347	2566	2785	3004	3223	3442	
3123.37 - 3126.69	1470	1689	1908	2127	2346	2565	2784	3003	3222	3441	
3126.70 - 3130.03	1469	1688	1907	2126	2345	2564	2783	3002	3221	3440	
3130.04 - 3133.36	1468	1687	1906	2125	2344	2563	2782	3001	3220	3439	
3133.37 - 3136.69	1467	1686	1905	2124	2343	2562	2781	3000	3219	3438	
3136.70 - 3140.03	1466	1685	1904	2123	2342	2561	2780	2999	3218	3437	
3140.04 - 3143.36	1465	1684	1903	2122	2341	2560	2779	2998	3217	3436	
3143.37 - 3146.69	1464	1683	1902	2121	2340	2559	2778	2997	3216	3435	
3146.70 - 3150.03	1463	1682	1901	2120	2339	2558	2777	2996	3215	3434	
3150.04 - 3153.36	1462	1681	1900	2119	2338	2557	2776	2995	3214	3433	
3153.37 - 3156.69	1461	1680	1899	2118	2337	2556	2775	2994	3213	3432	
3156.70 - 3160.03	1460	1679	1898	2117	2336	2555	2774	2993	3212	3431	
3160.04 - 3163.36	1459	1678	1897	2116	2335	2554	2773	2992	3211	3430	
3163.37 - 3166.69	1458	1677	1896	2115	2334	2553	2772	2991	3210	3429	
3166.70 - 3170.03	1457	1676	1895	2114	2333	2552	2771	2990	3209	3428	
3170.04 - 3173.36	1456	1675	1894	2113	2332	2551	2770	2989	3208	3427	
3173.37 - 3176.69	1455	1674	1893	2112	2331	2550	2769	2988	3207	3426	
3176.70 - 3180.03	1454	1673	1892	2111	2330	2549	2768	2987	3206	3425	
3180.04 - 3183.36	1453	1672	1891	2110	2329	2548	2767	2986	3205	3424	

**Basis of Issuance  
 October 1, 2023**

Reduction Amt: 30%

Monthly Net Income	----- Coupon / EBT Allotments by Household Size -----										
	Number of Persons in the Household										
	11 Persons	12 Persons	13 Persons	14 Persons	15 Persons	16 Persons	17 Persons	18 Persons	19 Persons	20 Persons	
3183.37 - 3186.69	1452	1671	1890	2109	2328	2547	2766	2985	3204	3423	
3186.70 - 3190.03	1451	1670	1889	2108	2327	2546	2765	2984	3203	3422	
3190.04 - 3193.36	1450	1669	1888	2107	2326	2545	2764	2983	3202	3421	
3193.37 - 3196.69	1449	1668	1887	2106	2325	2544	2763	2982	3201	3420	
3196.70 - 3200.03	1448	1667	1886	2105	2324	2543	2762	2981	3200	3419	
3200.04 - 3203.36	1447	1666	1885	2104	2323	2542	2761	2980	3199	3418	
3203.37 - 3206.69	1446	1665	1884	2103	2322	2541	2760	2979	3198	3417	
3206.70 - 3210.03	1445	1664	1883	2102	2321	2540	2759	2978	3197	3416	
3210.04 - 3213.36	1444	1663	1882	2101	2320	2539	2758	2977	3196	3415	
3213.37 - 3216.69	1443	1662	1881	2100	2319	2538	2757	2976	3195	3414	
3216.70 - 3220.03	1442	1661	1880	2099	2318	2537	2756	2975	3194	3413	
3220.04 - 3223.36	1441	1660	1879	2098	2317	2536	2755	2974	3193	3412	
3223.37 - 3226.69	1440	1659	1878	2097	2316	2535	2754	2973	3192	3411	
3226.70 - 3230.03	1439	1658	1877	2096	2315	2534	2753	2972	3191	3410	
3230.04 - 3233.36	1438	1657	1876	2095	2314	2533	2752	2971	3190	3409	
3233.37 - 3236.69	1437	1656	1875	2094	2313	2532	2751	2970	3189	3408	
3236.70 - 3240.03	1436	1655	1874	2093	2312	2531	2750	2969	3188	3407	
3240.04 - 3243.36	1435	1654	1873	2092	2311	2530	2749	2968	3187	3406	
3243.37 - 3246.69	1434	1653	1872	2091	2310	2529	2748	2967	3186	3405	
3246.70 - 3250.03	1433	1652	1871	2090	2309	2528	2747	2966	3185	3404	
3250.04 - 3253.36	1432	1651	1870	2089	2308	2527	2746	2965	3184	3403	
3253.37 - 3256.69	1431	1650	1869	2088	2307	2526	2745	2964	3183	3402	
3256.70 - 3260.03	1430	1649	1868	2087	2306	2525	2744	2963	3182	3401	
3260.04 - 3263.36	1429	1648	1867	2086	2305	2524	2743	2962	3181	3400	
3263.37 - 3266.69	1428	1647	1866	2085	2304	2523	2742	2961	3180	3399	
3266.70 - 3270.03	1427	1646	1865	2084	2303	2522	2741	2960	3179	3398	
3270.04 - 3273.36	1426	1645	1864	2083	2302	2521	2740	2959	3178	3397	
3273.37 - 3276.69	1425	1644	1863	2082	2301	2520	2739	2958	3177	3396	
3276.70 - 3280.03	1424	1643	1862	2081	2300	2519	2738	2957	3176	3395	
3280.04 - 3283.36	1423	1642	1861	2080	2299	2518	2737	2956	3175	3394	
3283.37 - 3286.69	1422	1641	1860	2079	2298	2517	2736	2955	3174	3393	

**Basis of Issuance  
October 1, 2023**

Reduction Amt: 30%

Monthly Net Income	----- Coupon / EBT Allotments by Household Size -----										
	Number of Persons in the Household										
	11 Persons	12 Persons	13 Persons	14 Persons	15 Persons	16 Persons	17 Persons	18 Persons	19 Persons	20 Persons	
3286.70 - 3290.03	1421	1640	1859	2078	2297	2516	2735	2954	3173	3392	
3290.04 - 3293.36	1420	1639	1858	2077	2296	2515	2734	2953	3172	3391	
3293.37 - 3296.69	1419	1638	1857	2076	2295	2514	2733	2952	3171	3390	
3296.70 - 3300.03	1418	1637	1856	2075	2294	2513	2732	2951	3170	3389	
3300.04 - 3303.36	1417	1636	1855	2074	2293	2512	2731	2950	3169	3388	
3303.37 - 3306.69	1416	1635	1854	2073	2292	2511	2730	2949	3168	3387	
3306.70 - 3310.03	1415	1634	1853	2072	2291	2510	2729	2948	3167	3386	
3310.04 - 3313.36	1414	1633	1852	2071	2290	2509	2728	2947	3166	3385	
3313.37 - 3316.69	1413	1632	1851	2070	2289	2508	2727	2946	3165	3384	
3316.70 - 3320.03	1412	1631	1850	2069	2288	2507	2726	2945	3164	3383	
3320.04 - 3323.36	1411	1630	1849	2068	2287	2506	2725	2944	3163	3382	
3323.37 - 3326.69	1410	1629	1848	2067	2286	2505	2724	2943	3162	3381	
3326.70 - 3330.03	1409	1628	1847	2066	2285	2504	2723	2942	3161	3380	
3330.04 - 3333.36	1408	1627	1846	2065	2284	2503	2722	2941	3160	3379	
3333.37 - 3336.69	1407	1626	1845	2064	2283	2502	2721	2940	3159	3378	
3336.70 - 3340.03	1406	1625	1844	2063	2282	2501	2720	2939	3158	3377	
3340.04 - 3343.36	1405	1624	1843	2062	2281	2500	2719	2938	3157	3376	
3343.37 - 3346.69	1404	1623	1842	2061	2280	2499	2718	2937	3156	3375	
3346.70 - 3350.03	1403	1622	1841	2060	2279	2498	2717	2936	3155	3374	
3350.04 - 3353.36	1402	1621	1840	2059	2278	2497	2716	2935	3154	3373	
3353.37 - 3356.69	1401	1620	1839	2058	2277	2496	2715	2934	3153	3372	
3356.70 - 3360.03	1400	1619	1838	2057	2276	2495	2714	2933	3152	3371	
3360.04 - 3363.36	1399	1618	1837	2056	2275	2494	2713	2932	3151	3370	
3363.37 - 3366.69	1398	1617	1836	2055	2274	2493	2712	2931	3150	3369	
3366.70 - 3370.03	1397	1616	1835	2054	2273	2492	2711	2930	3149	3368	
3370.04 - 3373.36	1396	1615	1834	2053	2272	2491	2710	2929	3148	3367	
3373.37 - 3376.69	1395	1614	1833	2052	2271	2490	2709	2928	3147	3366	
3376.70 - 3380.03	1394	1613	1832	2051	2270	2489	2708	2927	3146	3365	
3380.04 - 3383.36	1393	1612	1831	2050	2269	2488	2707	2926	3145	3364	
3383.37 - 3386.69	1392	1611	1830	2049	2268	2487	2706	2925	3144	3363	
3386.70 - 3390.03	1391	1610	1829	2048	2267	2486	2705	2924	3143	3362	

**Basis of Issuance  
 October 1, 2023**

Reduction Amt: 30%

Monthly Net Income	----- Coupon / EBT Allotments by Household Size -----									
	Number of Persons in the Household									
	11 Persons	12 Persons	13 Persons	14 Persons	15 Persons	16 Persons	17 Persons	18 Persons	19 Persons	20 Persons
3390.04 - 3393.36	1390	1609	1828	2047	2266	2485	2704	2923	3142	3361
3393.37 - 3396.69	1389	1608	1827	2046	2265	2484	2703	2922	3141	3360
3396.70 - 3400.03	1388	1607	1826	2045	2264	2483	2702	2921	3140	3359
3400.04 - 3403.36	1387	1606	1825	2044	2263	2482	2701	2920	3139	3358
3403.37 - 3406.69	1386	1605	1824	2043	2262	2481	2700	2919	3138	3357
3406.70 - 3410.03	1385	1604	1823	2042	2261	2480	2699	2918	3137	3356
3410.04 - 3413.36	1384	1603	1822	2041	2260	2479	2698	2917	3136	3355
3413.37 - 3416.69	1383	1602	1821	2040	2259	2478	2697	2916	3135	3354
3416.70 - 3420.03	1382	1601	1820	2039	2258	2477	2696	2915	3134	3353
3420.04 - 3423.36	1381	1600	1819	2038	2257	2476	2695	2914	3133	3352
3423.37 - 3426.69	1380	1599	1818	2037	2256	2475	2694	2913	3132	3351
3426.70 - 3430.03	1379	1598	1817	2036	2255	2474	2693	2912	3131	3350
3430.04 - 3433.36	1378	1597	1816	2035	2254	2473	2692	2911	3130	3349
3433.37 - 3436.69	1377	1596	1815	2034	2253	2472	2691	2910	3129	3348
3436.70 - 3440.03	1376	1595	1814	2033	2252	2471	2690	2909	3128	3347
3440.04 - 3443.36	1375	1594	1813	2032	2251	2470	2689	2908	3127	3346
3443.37 - 3446.69	1374	1593	1812	2031	2250	2469	2688	2907	3126	3345
3446.70 - 3450.03	1373	1592	1811	2030	2249	2468	2687	2906	3125	3344
3450.04 - 3453.36	1372	1591	1810	2029	2248	2467	2686	2905	3124	3343
3453.37 - 3456.69	1371	1590	1809	2028	2247	2466	2685	2904	3123	3342
3456.70 - 3460.03	1370	1589	1808	2027	2246	2465	2684	2903	3122	3341
3460.04 - 3463.36	1369	1588	1807	2026	2245	2464	2683	2902	3121	3340
3463.37 - 3466.69	1368	1587	1806	2025	2244	2463	2682	2901	3120	3339
3466.70 - 3470.03	1367	1586	1805	2024	2243	2462	2681	2900	3119	3338
3470.04 - 3473.36	1366	1585	1804	2023	2242	2461	2680	2899	3118	3337
3473.37 - 3476.69	1365	1584	1803	2022	2241	2460	2679	2898	3117	3336
3476.70 - 3480.03	1364	1583	1802	2021	2240	2459	2678	2897	3116	3335
3480.04 - 3483.36	1363	1582	1801	2020	2239	2458	2677	2896	3115	3334
3483.37 - 3486.69	1362	1581	1800	2019	2238	2457	2676	2895	3114	3333
3486.70 - 3490.03	1361	1580	1799	2018	2237	2456	2675	2894	3113	3332

**Basis of Issuance  
 October 1, 2023**

Reduction Amt: 30%

Monthly Net Income	----- Coupon / EBT Allotments by Household Size -----										
	Number of Persons in the Household										
	11 Persons	12 Persons	13 Persons	14 Persons	15 Persons	16 Persons	17 Persons	18 Persons	19 Persons	20 Persons	
3490.04 - 3493.36	1360	1579	1798	2017	2236	2455	2674	2893	3112	3331	
3493.37 - 3496.69	1359	1578	1797	2016	2235	2454	2673	2892	3111	3330	
3496.70 - 3500.03	1358	1577	1796	2015	2234	2453	2672	2891	3110	3329	
3500.04 - 3503.36	1357	1576	1795	2014	2233	2452	2671	2890	3109	3328	
3503.37 - 3506.69	1356	1575	1794	2013	2232	2451	2670	2889	3108	3327	
3506.70 - 3510.03	1355	1574	1793	2012	2231	2450	2669	2888	3107	3326	
3510.04 - 3513.36	1354	1573	1792	2011	2230	2449	2668	2887	3106	3325	
3513.37 - 3516.69	1353	1572	1791	2010	2229	2448	2667	2886	3105	3324	
3516.70 - 3520.03	1352	1571	1790	2009	2228	2447	2666	2885	3104	3323	
3520.04 - 3523.36	1351	1570	1789	2008	2227	2446	2665	2884	3103	3322	
3523.37 - 3526.69	1350	1569	1788	2007	2226	2445	2664	2883	3102	3321	
3526.70 - 3530.03	1349	1568	1787	2006	2225	2444	2663	2882	3101	3320	
3530.04 - 3533.36	1348	1567	1786	2005	2224	2443	2662	2881	3100	3319	
3533.37 - 3536.69	1347	1566	1785	2004	2223	2442	2661	2880	3099	3318	
3536.70 - 3540.03	1346	1565	1784	2003	2222	2441	2660	2879	3098	3317	
3540.04 - 3543.36	1345	1564	1783	2002	2221	2440	2659	2878	3097	3316	
3543.37 - 3546.69	1344	1563	1782	2001	2220	2439	2658	2877	3096	3315	
3546.70 - 3550.03	1343	1562	1781	2000	2219	2438	2657	2876	3095	3314	
3550.04 - 3553.36	1342	1561	1780	1999	2218	2437	2656	2875	3094	3313	
3553.37 - 3556.69	1341	1560	1779	1998	2217	2436	2655	2874	3093	3312	
3556.70 - 3560.03	1340	1559	1778	1997	2216	2435	2654	2873	3092	3311	
3560.04 - 3563.36	1339	1558	1777	1996	2215	2434	2653	2872	3091	3310	
3563.37 - 3566.69	1338	1557	1776	1995	2214	2433	2652	2871	3090	3309	
3566.70 - 3570.03	1337	1556	1775	1994	2213	2432	2651	2870	3089	3308	
3570.04 - 3573.36	1336	1555	1774	1993	2212	2431	2650	2869	3088	3307	
3573.37 - 3576.69	1335	1554	1773	1992	2211	2430	2649	2868	3087	3306	
3576.70 - 3580.03	1334	1553	1772	1991	2210	2429	2648	2867	3086	3305	
3580.04 - 3583.36	1333	1552	1771	1990	2209	2428	2647	2866	3085	3304	
3583.37 - 3586.69	1332	1551	1770	1989	2208	2427	2646	2865	3084	3303	
3586.70 - 3590.03	1331	1550	1769	1988	2207	2426	2645	2864	3083	3302	
3590.04 - 3593.36	1330	1549	1768	1987	2206	2425	2644	2863	3082	3301	

**Basis of Issuance  
October 1, 2023**

Reduction Amt: 30%

Monthly Net Income	----- Coupon / EBT Allotments by Household Size -----										
	Number of Persons in the Household										
	11 Persons	12 Persons	13 Persons	14 Persons	15 Persons	16 Persons	17 Persons	18 Persons	19 Persons	20 Persons	
3593.37 - 3596.69	1329	1548	1767	1986	2205	2424	2643	2862	3081	3300	
3596.70 - 3600.03	1328	1547	1766	1985	2204	2423	2642	2861	3080	3299	
3600.04 - 3603.36	1327	1546	1765	1984	2203	2422	2641	2860	3079	3298	
3603.37 - 3606.69	1326	1545	1764	1983	2202	2421	2640	2859	3078	3297	
3606.70 - 3610.03	1325	1544	1763	1982	2201	2420	2639	2858	3077	3296	
3610.04 - 3613.36	1324	1543	1762	1981	2200	2419	2638	2857	3076	3295	
3613.37 - 3616.69	1323	1542	1761	1980	2199	2418	2637	2856	3075	3294	
3616.70 - 3620.03	1322	1541	1760	1979	2198	2417	2636	2855	3074	3293	
3620.04 - 3623.36	1321	1540	1759	1978	2197	2416	2635	2854	3073	3292	
3623.37 - 3626.69	1320	1539	1758	1977	2196	2415	2634	2853	3072	3291	
3626.70 - 3630.03	1319	1538	1757	1976	2195	2414	2633	2852	3071	3290	
3630.04 - 3633.36	1318	1537	1756	1975	2194	2413	2632	2851	3070	3289	
3633.37 - 3636.69	1317	1536	1755	1974	2193	2412	2631	2850	3069	3288	
3636.70 - 3640.03	1316	1535	1754	1973	2192	2411	2630	2849	3068	3287	
3640.04 - 3643.36	1315	1534	1753	1972	2191	2410	2629	2848	3067	3286	
3643.37 - 3646.69	1314	1533	1752	1971	2190	2409	2628	2847	3066	3285	
3646.70 - 3650.03	1313	1532	1751	1970	2189	2408	2627	2846	3065	3284	
3650.04 - 3653.36	1312	1531	1750	1969	2188	2407	2626	2845	3064	3283	
3653.37 - 3656.69	1311	1530	1749	1968	2187	2406	2625	2844	3063	3282	
3656.70 - 3660.03	1310	1529	1748	1967	2186	2405	2624	2843	3062	3281	
3660.04 - 3663.36	1309	1528	1747	1966	2185	2404	2623	2842	3061	3280	
3663.37 - 3666.69	1308	1527	1746	1965	2184	2403	2622	2841	3060	3279	
3666.70 - 3670.03	1307	1526	1745	1964	2183	2402	2621	2840	3059	3278	
3670.04 - 3673.36	1306	1525	1744	1963	2182	2401	2620	2839	3058	3277	
3673.37 - 3676.69	1305	1524	1743	1962	2181	2400	2619	2838	3057	3276	
3676.70 - 3680.03	1304	1523	1742	1961	2180	2399	2618	2837	3056	3275	
3680.04 - 3683.36	1303	1522	1741	1960	2179	2398	2617	2836	3055	3274	
3683.37 - 3686.69	1302	1521	1740	1959	2178	2397	2616	2835	3054	3273	
3686.70 - 3690.03	1301	1520	1739	1958	2177	2396	2615	2834	3053	3272	
3690.04 - 3693.36	1300	1519	1738	1957	2176	2395	2614	2833	3052	3271	
3693.37 - 3696.69	1299	1518	1737	1956	2175	2394	2613	2832	3051	3270	



**Basis of Issuance  
October 1, 2023**

Reduction Amt: 30%

Monthly Net Income	----- Coupon / EBT Allotments by Household Size -----										
	Number of Persons in the Household										
	11 Persons	12 Persons	13 Persons	14 Persons	15 Persons	16 Persons	17 Persons	18 Persons	19 Persons	20 Persons	
3696.70 - 3700.03	1298	1517	1736	1955	2174	2393	2612	2831	3050	3269	
3700.04 - 3703.36	1297	1516	1735	1954	2173	2392	2611	2830	3049	3268	
3703.37 - 3706.69	1296	1515	1734	1953	2172	2391	2610	2829	3048	3267	
3706.70 - 3710.03	1295	1514	1733	1952	2171	2390	2609	2828	3047	3266	
3710.04 - 3713.36	1294	1513	1732	1951	2170	2389	2608	2827	3046	3265	
3713.37 - 3716.69	1293	1512	1731	1950	2169	2388	2607	2826	3045	3264	
3716.70 - 3720.03	1292	1511	1730	1949	2168	2387	2606	2825	3044	3263	
3720.04 - 3723.36	1291	1510	1729	1948	2167	2386	2605	2824	3043	3262	
3723.37 - 3726.69	1290	1509	1728	1947	2166	2385	2604	2823	3042	3261	
3726.70 - 3730.03	1289	1508	1727	1946	2165	2384	2603	2822	3041	3260	
3730.04 - 3733.36	1288	1507	1726	1945	2164	2383	2602	2821	3040	3259	
3733.37 - 3736.69	1287	1506	1725	1944	2163	2382	2601	2820	3039	3258	
3736.70 - 3740.03	1286	1505	1724	1943	2162	2381	2600	2819	3038	3257	
3740.04 - 3743.36	1285	1504	1723	1942	2161	2380	2599	2818	3037	3256	
3743.37 - 3746.69	1284	1503	1722	1941	2160	2379	2598	2817	3036	3255	
3746.70 - 3750.03	1283	1502	1721	1940	2159	2378	2597	2816	3035	3254	
3750.04 - 3753.36	1282	1501	1720	1939	2158	2377	2596	2815	3034	3253	
3753.37 - 3756.69	1281	1500	1719	1938	2157	2376	2595	2814	3033	3252	
3756.70 - 3760.03	1280	1499	1718	1937	2156	2375	2594	2813	3032	3251	
3760.04 - 3763.36	1279	1498	1717	1936	2155	2374	2593	2812	3031	3250	
3763.37 - 3766.69	1278	1497	1716	1935	2154	2373	2592	2811	3030	3249	
3766.70 - 3770.03	1277	1496	1715	1934	2153	2372	2591	2810	3029	3248	
3770.04 - 3773.36	1276	1495	1714	1933	2152	2371	2590	2809	3028	3247	
3773.37 - 3776.69	1275	1494	1713	1932	2151	2370	2589	2808	3027	3246	
3776.70 - 3780.03	1274	1493	1712	1931	2150	2369	2588	2807	3026	3245	
3780.04 - 3783.36	1273	1492	1711	1930	2149	2368	2587	2806	3025	3244	
3783.37 - 3786.69	1272	1491	1710	1929	2148	2367	2586	2805	3024	3243	
3786.70 - 3790.03	1271	1490	1709	1928	2147	2366	2585	2804	3023	3242	
3790.04 - 3793.36	1270	1489	1708	1927	2146	2365	2584	2803	3022	3241	
3793.37 - 3796.69	1269	1488	1707	1926	2145	2364	2583	2802	3021	3240	
3796.70 - 3800.03	1268	1487	1706	1925	2144	2363	2582	2801	3020	3239	

**Basis of Issuance  
October 1, 2023**

Reduction Amt: 30%

Monthly Net Income	----- Coupon / EBT Allotments by Household Size -----										
	Number of Persons in the Household										
	11 Persons	12 Persons	13 Persons	14 Persons	15 Persons	16 Persons	17 Persons	18 Persons	19 Persons	20 Persons	
3800.04 - 3803.36	1267	1486	1705	1924	2143	2362	2581	2800	3019	3238	
3803.37 - 3806.69	1266	1485	1704	1923	2142	2361	2580	2799	3018	3237	
3806.70 - 3810.03	1265	1484	1703	1922	2141	2360	2579	2798	3017	3236	
3810.04 - 3813.36	1264	1483	1702	1921	2140	2359	2578	2797	3016	3235	
3813.37 - 3816.69	1263	1482	1701	1920	2139	2358	2577	2796	3015	3234	
3816.70 - 3820.03	1262	1481	1700	1919	2138	2357	2576	2795	3014	3233	
3820.04 - 3823.36	1261	1480	1699	1918	2137	2356	2575	2794	3013	3232	
3823.37 - 3826.69	1260	1479	1698	1917	2136	2355	2574	2793	3012	3231	
3826.70 - 3830.03	1259	1478	1697	1916	2135	2354	2573	2792	3011	3230	
3830.04 - 3833.36	1258	1477	1696	1915	2134	2353	2572	2791	3010	3229	
3833.37 - 3836.69	1257	1476	1695	1914	2133	2352	2571	2790	3009	3228	
3836.70 - 3840.03	1256	1475	1694	1913	2132	2351	2570	2789	3008	3227	
3840.04 - 3843.36	1255	1474	1693	1912	2131	2350	2569	2788	3007	3226	
3843.37 - 3846.69	1254	1473	1692	1911	2130	2349	2568	2787	3006	3225	
3846.70 - 3850.03	1253	1472	1691	1910	2129	2348	2567	2786	3005	3224	
3850.04 - 3853.36	1252	1471	1690	1909	2128	2347	2566	2785	3004	3223	
3853.37 - 3856.69	1251	1470	1689	1908	2127	2346	2565	2784	3003	3222	
3856.70 - 3860.03	1250	1469	1688	1907	2126	2345	2564	2783	3002	3221	
3860.04 - 3863.36	1249	1468	1687	1906	2125	2344	2563	2782	3001	3220	
3863.37 - 3866.69	1248	1467	1686	1905	2124	2343	2562	2781	3000	3219	
3866.70 - 3870.03	1247	1466	1685	1904	2123	2342	2561	2780	2999	3218	
3870.04 - 3873.36	1246	1465	1684	1903	2122	2341	2560	2779	2998	3217	
3873.37 - 3876.69	1245	1464	1683	1902	2121	2340	2559	2778	2997	3216	
3876.70 - 3880.03	1244	1463	1682	1901	2120	2339	2558	2777	2996	3215	
3880.04 - 3883.36	1243	1462	1681	1900	2119	2338	2557	2776	2995	3214	
3883.37 - 3886.69	1242	1461	1680	1899	2118	2337	2556	2775	2994	3213	
3886.70 - 3890.03	1241	1460	1679	1898	2117	2336	2555	2774	2993	3212	
3890.04 - 3893.36	1240	1459	1678	1897	2116	2335	2554	2773	2992	3211	
3893.37 - 3896.69	1239	1458	1677	1896	2115	2334	2553	2772	2991	3210	
3896.70 - 3900.03	1238	1457	1676	1895	2114	2333	2552	2771	2990	3209	
3900.04 - 3903.36	1237	1456	1675	1894	2113	2332	2551	2770	2989	3208	

**Basis of Issuance  
October 1, 2023**

Reduction Amt: 30%

Monthly Net Income	----- Coupon / EBT Allotments by Household Size -----										
	Number of Persons in the Household										
	11 Persons	12 Persons	13 Persons	14 Persons	15 Persons	16 Persons	17 Persons	18 Persons	19 Persons	20 Persons	
3903.37 - 3906.69	1236	1455	1674	1893	2112	2331	2550	2769	2988	3207	
3906.70 - 3910.03	1235	1454	1673	1892	2111	2330	2549	2768	2987	3206	
3910.04 - 3913.36	1234	1453	1672	1891	2110	2329	2548	2767	2986	3205	
3913.37 - 3916.69	1233	1452	1671	1890	2109	2328	2547	2766	2985	3204	
3916.70 - 3920.03	1232	1451	1670	1889	2108	2327	2546	2765	2984	3203	
3920.04 - 3923.36	1231	1450	1669	1888	2107	2326	2545	2764	2983	3202	
3923.37 - 3926.69	1230	1449	1668	1887	2106	2325	2544	2763	2982	3201	
3926.70 - 3930.03	1229	1448	1667	1886	2105	2324	2543	2762	2981	3200	
3930.04 - 3933.36	1228	1447	1666	1885	2104	2323	2542	2761	2980	3199	
3933.37 - 3936.69	1227	1446	1665	1884	2103	2322	2541	2760	2979	3198	
3936.70 - 3940.03	1226	1445	1664	1883	2102	2321	2540	2759	2978	3197	
3940.04 - 3943.36	1225	1444	1663	1882	2101	2320	2539	2758	2977	3196	
3943.37 - 3946.69	1224	1443	1662	1881	2100	2319	2538	2757	2976	3195	
3946.70 - 3950.03	1223	1442	1661	1880	2099	2318	2537	2756	2975	3194	
3950.04 - 3953.36	1222	1441	1660	1879	2098	2317	2536	2755	2974	3193	
3953.37 - 3956.69	1221	1440	1659	1878	2097	2316	2535	2754	2973	3192	
3956.70 - 3960.03	1220	1439	1658	1877	2096	2315	2534	2753	2972	3191	
3960.04 - 3963.36	1219	1438	1657	1876	2095	2314	2533	2752	2971	3190	
3963.37 - 3966.69	1218	1437	1656	1875	2094	2313	2532	2751	2970	3189	
3966.70 - 3970.03	1217	1436	1655	1874	2093	2312	2531	2750	2969	3188	
3970.04 - 3973.36	1216	1435	1654	1873	2092	2311	2530	2749	2968	3187	
3973.37 - 3976.69	1215	1434	1653	1872	2091	2310	2529	2748	2967	3186	
3976.70 - 3980.03	1214	1433	1652	1871	2090	2309	2528	2747	2966	3185	
3980.04 - 3983.36	1213	1432	1651	1870	2089	2308	2527	2746	2965	3184	
3983.37 - 3986.69	1212	1431	1650	1869	2088	2307	2526	2745	2964	3183	
3986.70 - 3990.03	1211	1430	1649	1868	2087	2306	2525	2744	2963	3182	
3990.04 - 3993.36	1210	1429	1648	1867	2086	2305	2524	2743	2962	3181	
3993.37 - 3996.69	1209	1428	1647	1866	2085	2304	2523	2742	2961	3180	
3996.70 - 4000.03	1208	1427	1646	1865	2084	2303	2522	2741	2960	3179	
4000.04 - 4003.36	1207	1426	1645	1864	2083	2302	2521	2740	2959	3178	
4003.37 - 4006.69	1206	1425	1644	1863	2082	2301	2520	2739	2958	3177	

**Basis of Issuance  
October 1, 2023**

Reduction Amt: 30%

Monthly Net Income	----- Coupon / EBT Allotments by Household Size -----										
	Number of Persons in the Household										
	11 Persons	12 Persons	13 Persons	14 Persons	15 Persons	16 Persons	17 Persons	18 Persons	19 Persons	20 Persons	
4006.70 - 4010.03	1205	1424	1643	1862	2081	2300	2519	2738	2957	3176	
4010.04 - 4013.36	1204	1423	1642	1861	2080	2299	2518	2737	2956	3175	
4013.37 - 4016.69	1203	1422	1641	1860	2079	2298	2517	2736	2955	3174	
4016.70 - 4020.03	1202	1421	1640	1859	2078	2297	2516	2735	2954	3173	
4020.04 - 4023.36	1201	1420	1639	1858	2077	2296	2515	2734	2953	3172	
4023.37 - 4026.69	1200	1419	1638	1857	2076	2295	2514	2733	2952	3171	
4026.70 - 4030.03	1199	1418	1637	1856	2075	2294	2513	2732	2951	3170	
4030.04 - 4033.36	1198	1417	1636	1855	2074	2293	2512	2731	2950	3169	
4033.37 - 4036.69	1197	1416	1635	1854	2073	2292	2511	2730	2949	3168	
4036.70 - 4040.03	1196	1415	1634	1853	2072	2291	2510	2729	2948	3167	
4040.04 - 4043.36	1195	1414	1633	1852	2071	2290	2509	2728	2947	3166	
4043.37 - 4046.69	1194	1413	1632	1851	2070	2289	2508	2727	2946	3165	
4046.70 - 4050.03	1193	1412	1631	1850	2069	2288	2507	2726	2945	3164	
4050.04 - 4053.36	1192	1411	1630	1849	2068	2287	2506	2725	2944	3163	
4053.37 - 4056.69	1191	1410	1629	1848	2067	2286	2505	2724	2943	3162	
4056.70 - 4060.03	1190	1409	1628	1847	2066	2285	2504	2723	2942	3161	
4060.04 - 4063.36	1189	1408	1627	1846	2065	2284	2503	2722	2941	3160	
4063.37 - 4066.69	1188	1407	1626	1845	2064	2283	2502	2721	2940	3159	
4066.70 - 4070.03	1187	1406	1625	1844	2063	2282	2501	2720	2939	3158	
4070.04 - 4073.36	1186	1405	1624	1843	2062	2281	2500	2719	2938	3157	
4073.37 - 4076.69	1185	1404	1623	1842	2061	2280	2499	2718	2937	3156	
4076.70 - 4080.03	1184	1403	1622	1841	2060	2279	2498	2717	2936	3155	
4080.04 - 4083.36	1183	1402	1621	1840	2059	2278	2497	2716	2935	3154	
4083.37 - 4086.69	1182	1401	1620	1839	2058	2277	2496	2715	2934	3153	
4086.70 - 4090.03	1181	1400	1619	1838	2057	2276	2495	2714	2933	3152	
4090.04 - 4093.36	1180	1399	1618	1837	2056	2275	2494	2713	2932	3151	
4093.37 - 4096.69	1179	1398	1617	1836	2055	2274	2493	2712	2931	3150	
4096.70 - 4100.03	1178	1397	1616	1835	2054	2273	2492	2711	2930	3149	
4100.04 - 4103.36	1177	1396	1615	1834	2053	2272	2491	2710	2929	3148	
4103.37 - 4106.69	1176	1395	1614	1833	2052	2271	2490	2709	2928	3147	
4106.70 - 4110.03	1175	1394	1613	1832	2051	2270	2489	2708	2927	3146	

**Basis of Issuance  
October 1, 2023**

Reduction Amt: 30%

Monthly Net Income	----- Coupon / EBT Allotments by Household Size -----									
	Number of Persons in the Household									
	11 Persons	12 Persons	13 Persons	14 Persons	15 Persons	16 Persons	17 Persons	18 Persons	19 Persons	20 Persons
4110.04 - 4113.36	1174	1393	1612	1831	2050	2269	2488	2707	2926	3145
4113.37 - 4116.69	1173	1392	1611	1830	2049	2268	2487	2706	2925	3144
4116.70 - 4120.03	1172	1391	1610	1829	2048	2267	2486	2705	2924	3143
4120.04 - 4123.36	1171	1390	1609	1828	2047	2266	2485	2704	2923	3142
4123.37 - 4126.69	1170	1389	1608	1827	2046	2265	2484	2703	2922	3141
4126.70 - 4130.03	1169	1388	1607	1826	2045	2264	2483	2702	2921	3140
4130.04 - 4133.36	1168	1387	1606	1825	2044	2263	2482	2701	2920	3139
4133.37 - 4136.69	1167	1386	1605	1824	2043	2262	2481	2700	2919	3138
4136.70 - 4140.03	1166	1385	1604	1823	2042	2261	2480	2699	2918	3137
4140.04 - 4143.36	1165	1384	1603	1822	2041	2260	2479	2698	2917	3136
4143.37 - 4146.69	1164	1383	1602	1821	2040	2259	2478	2697	2916	3135
4146.70 - 4150.03	1163	1382	1601	1820	2039	2258	2477	2696	2915	3134
4150.04 - 4153.36	1162	1381	1600	1819	2038	2257	2476	2695	2914	3133
4153.37 - 4156.69	1161	1380	1599	1818	2037	2256	2475	2694	2913	3132
4156.70 - 4160.03	1160	1379	1598	1817	2036	2255	2474	2693	2912	3131
4160.04 - 4163.36	1159	1378	1597	1816	2035	2254	2473	2692	2911	3130
4163.37 - 4166.69	1158	1377	1596	1815	2034	2253	2472	2691	2910	3129
4166.70 - 4170.03	1157	1376	1595	1814	2033	2252	2471	2690	2909	3128
4170.04 - 4173.36	1156	1375	1594	1813	2032	2251	2470	2689	2908	3127
4173.37 - 4176.69	1155	1374	1593	1812	2031	2250	2469	2688	2907	3126
4176.70 - 4180.03	1154	1373	1592	1811	2030	2249	2468	2687	2906	3125
4180.04 - 4183.36	1153	1372	1591	1810	2029	2248	2467	2686	2905	3124
4183.37 - 4186.69	1152	1371	1590	1809	2028	2247	2466	2685	2904	3123
4186.70 - 4190.03	1151	1370	1589	1808	2027	2246	2465	2684	2903	3122
4190.04 - 4193.36	1150	1369	1588	1807	2026	2245	2464	2683	2902	3121
4193.37 - 4196.69	1149	1368	1587	1806	2025	2244	2463	2682	2901	3120
4196.70 - 4200.03	1148	1367	1586	1805	2024	2243	2462	2681	2900	3119
4200.04 - 4203.36	1147	1366	1585	1804	2023	2242	2461	2680	2899	3118
4203.37 - 4206.69	1146	1365	1584	1803	2022	2241	2460	2679	2898	3117
4206.70 - 4210.03	1145	1364	1583	1802	2021	2240	2459	2678	2897	3116

**Basis of Issuance  
 October 1, 2023**

Reduction Amt: 30%

Monthly Net Income	----- Coupon / EBT Allotments by Household Size -----										
	Number of Persons in the Household										
	11 Persons	12 Persons	13 Persons	14 Persons	15 Persons	16 Persons	17 Persons	18 Persons	19 Persons	20 Persons	
4210.04 - 4213.36	1144	1363	1582	1801	2020	2239	2458	2677	2896	3115	
4213.37 - 4216.69	1143	1362	1581	1800	2019	2238	2457	2676	2895	3114	
4216.70 - 4220.03	1142	1361	1580	1799	2018	2237	2456	2675	2894	3113	
4220.04 - 4223.36	1141	1360	1579	1798	2017	2236	2455	2674	2893	3112	
4223.37 - 4226.69	1140	1359	1578	1797	2016	2235	2454	2673	2892	3111	
4226.70 - 4230.03	1139	1358	1577	1796	2015	2234	2453	2672	2891	3110	
4230.04 - 4233.36	1138	1357	1576	1795	2014	2233	2452	2671	2890	3109	
4233.37 - 4236.69	1137	1356	1575	1794	2013	2232	2451	2670	2889	3108	
4236.70 - 4240.03	1136	1355	1574	1793	2012	2231	2450	2669	2888	3107	
4240.04 - 4243.36	1135	1354	1573	1792	2011	2230	2449	2668	2887	3106	
4243.37 - 4246.69	1134	1353	1572	1791	2010	2229	2448	2667	2886	3105	
4246.70 - 4250.03	1133	1352	1571	1790	2009	2228	2447	2666	2885	3104	
4250.04 - 4253.36	1132	1351	1570	1789	2008	2227	2446	2665	2884	3103	
4253.37 - 4256.69	1131	1350	1569	1788	2007	2226	2445	2664	2883	3102	
4256.70 - 4260.03	1130	1349	1568	1787	2006	2225	2444	2663	2882	3101	
4260.04 - 4263.36	1129	1348	1567	1786	2005	2224	2443	2662	2881	3100	
4263.37 - 4266.69	1128	1347	1566	1785	2004	2223	2442	2661	2880	3099	
4266.70 - 4270.03	1127	1346	1565	1784	2003	2222	2441	2660	2879	3098	
4270.04 - 4273.36	1126	1345	1564	1783	2002	2221	2440	2659	2878	3097	
4273.37 - 4276.69	1125	1344	1563	1782	2001	2220	2439	2658	2877	3096	
4276.70 - 4280.03	1124	1343	1562	1781	2000	2219	2438	2657	2876	3095	
4280.04 - 4283.36	1123	1342	1561	1780	1999	2218	2437	2656	2875	3094	
4283.37 - 4286.69	1122	1341	1560	1779	1998	2217	2436	2655	2874	3093	
4286.70 - 4290.03	1121	1340	1559	1778	1997	2216	2435	2654	2873	3092	
4290.04 - 4293.36	1120	1339	1558	1777	1996	2215	2434	2653	2872	3091	
4293.37 - 4296.69	1119	1338	1557	1776	1995	2214	2433	2652	2871	3090	
4296.70 - 4300.03	1118	1337	1556	1775	1994	2213	2432	2651	2870	3089	
4300.04 - 4303.36	1117	1336	1555	1774	1993	2212	2431	2650	2869	3088	
4303.37 - 4306.69	1116	1335	1554	1773	1992	2211	2430	2649	2868	3087	
4306.70 - 4310.03	1115	1334	1553	1772	1991	2210	2429	2648	2867	3086	
4310.04 - 4313.36	1114	1333	1552	1771	1990	2209	2428	2647	2866	3085	

**Basis of Issuance  
October 1, 2023**

Reduction Amt: 30%

Monthly Net Income	----- Coupon / EBT Allotments by Household Size -----										
	Number of Persons in the Household										
	11 Persons	12 Persons	13 Persons	14 Persons	15 Persons	16 Persons	17 Persons	18 Persons	19 Persons	20 Persons	
4313.37 - 4316.69	1113	1332	1551	1770	1989	2208	2427	2646	2865	3084	
4316.70 - 4320.03	1112	1331	1550	1769	1988	2207	2426	2645	2864	3083	
4320.04 - 4323.36	1111	1330	1549	1768	1987	2206	2425	2644	2863	3082	
4323.37 - 4326.69	1110	1329	1548	1767	1986	2205	2424	2643	2862	3081	
4326.70 - 4330.03	1109	1328	1547	1766	1985	2204	2423	2642	2861	3080	
4330.04 - 4333.36	1108	1327	1546	1765	1984	2203	2422	2641	2860	3079	
4333.37 - 4336.69	1107	1326	1545	1764	1983	2202	2421	2640	2859	3078	
4336.70 - 4340.03	1106	1325	1544	1763	1982	2201	2420	2639	2858	3077	
4340.04 - 4343.36	1105	1324	1543	1762	1981	2200	2419	2638	2857	3076	
4343.37 - 4346.69	1104	1323	1542	1761	1980	2199	2418	2637	2856	3075	
4346.70 - 4350.03	1103	1322	1541	1760	1979	2198	2417	2636	2855	3074	
4350.04 - 4353.36	1102	1321	1540	1759	1978	2197	2416	2635	2854	3073	
4353.37 - 4356.69	1101	1320	1539	1758	1977	2196	2415	2634	2853	3072	
4356.70 - 4360.03	1100	1319	1538	1757	1976	2195	2414	2633	2852	3071	
4360.04 - 4363.36	1099	1318	1537	1756	1975	2194	2413	2632	2851	3070	
4363.37 - 4366.69	1098	1317	1536	1755	1974	2193	2412	2631	2850	3069	
4366.70 - 4370.03	1097	1316	1535	1754	1973	2192	2411	2630	2849	3068	
4370.04 - 4373.36	1096	1315	1534	1753	1972	2191	2410	2629	2848	3067	
4373.37 - 4376.69	1095	1314	1533	1752	1971	2190	2409	2628	2847	3066	
4376.70 - 4380.03	1094	1313	1532	1751	1970	2189	2408	2627	2846	3065	
4380.04 - 4383.36	1093	1312	1531	1750	1969	2188	2407	2626	2845	3064	
4383.37 - 4386.69	1092	1311	1530	1749	1968	2187	2406	2625	2844	3063	
4386.70 - 4390.03	1091	1310	1529	1748	1967	2186	2405	2624	2843	3062	
4390.04 - 4393.36	1090	1309	1528	1747	1966	2185	2404	2623	2842	3061	
4393.37 - 4396.69	1089	1308	1527	1746	1965	2184	2403	2622	2841	3060	
4396.70 - 4400.03	1088	1307	1526	1745	1964	2183	2402	2621	2840	3059	
4400.04 - 4403.36	1087	1306	1525	1744	1963	2182	2401	2620	2839	3058	
4403.37 - 4406.69	1086	1305	1524	1743	1962	2181	2400	2619	2838	3057	
4406.70 - 4410.03	1085	1304	1523	1742	1961	2180	2399	2618	2837	3056	
4410.04 - 4413.36	1084	1303	1522	1741	1960	2179	2398	2617	2836	3055	
4413.37 - 4416.69	1083	1302	1521	1740	1959	2178	2397	2616	2835	3054	

**Basis of Issuance  
 October 1, 2023**

Reduction Amt: 30%

Monthly Net Income	----- Coupon / EBT Allotments by Household Size -----										
	Number of Persons in the Household										
	11 Persons	12 Persons	13 Persons	14 Persons	15 Persons	16 Persons	17 Persons	18 Persons	19 Persons	20 Persons	
4416.70 - 4420.03	1082	1301	1520	1739	1958	2177	2396	2615	2834	3053	
4420.04 - 4423.36	1081	1300	1519	1738	1957	2176	2395	2614	2833	3052	
4423.37 - 4426.69	1080	1299	1518	1737	1956	2175	2394	2613	2832	3051	
4426.70 - 4430.03	1079	1298	1517	1736	1955	2174	2393	2612	2831	3050	
4430.04 - 4433.36	1078	1297	1516	1735	1954	2173	2392	2611	2830	3049	
4433.37 - 4436.69	1077	1296	1515	1734	1953	2172	2391	2610	2829	3048	
4436.70 - 4440.03	1076	1295	1514	1733	1952	2171	2390	2609	2828	3047	
4440.04 - 4443.36	1075	1294	1513	1732	1951	2170	2389	2608	2827	3046	
4443.37 - 4446.69	1074	1293	1512	1731	1950	2169	2388	2607	2826	3045	
4446.70 - 4450.03	1073	1292	1511	1730	1949	2168	2387	2606	2825	3044	
4450.04 - 4453.36	1072	1291	1510	1729	1948	2167	2386	2605	2824	3043	
4453.37 - 4456.69	1071	1290	1509	1728	1947	2166	2385	2604	2823	3042	
4456.70 - 4460.03	1070	1289	1508	1727	1946	2165	2384	2603	2822	3041	
4460.04 - 4463.36	1069	1288	1507	1726	1945	2164	2383	2602	2821	3040	
4463.37 - 4466.69	1068	1287	1506	1725	1944	2163	2382	2601	2820	3039	
4466.70 - 4470.03	1067	1286	1505	1724	1943	2162	2381	2600	2819	3038	
4470.04 - 4473.36	1066	1285	1504	1723	1942	2161	2380	2599	2818	3037	
4473.37 - 4476.69	1065	1284	1503	1722	1941	2160	2379	2598	2817	3036	
4476.70 - 4480.03	1064	1283	1502	1721	1940	2159	2378	2597	2816	3035	
4480.04 - 4483.36	1063	1282	1501	1720	1939	2158	2377	2596	2815	3034	
4483.37 - 4486.69	1062	1281	1500	1719	1938	2157	2376	2595	2814	3033	
4486.70 - 4490.03	1061	1280	1499	1718	1937	2156	2375	2594	2813	3032	
4490.04 - 4493.36	1060	1279	1498	1717	1936	2155	2374	2593	2812	3031	
4493.37 - 4496.69	1059	1278	1497	1716	1935	2154	2373	2592	2811	3030	
4496.70 - 4500.03	1058	1277	1496	1715	1934	2153	2372	2591	2810	3029	
4500.04 - 4503.36	1057	1276	1495	1714	1933	2152	2371	2590	2809	3028	
4503.37 - 4506.69	1056	1275	1494	1713	1932	2151	2370	2589	2808	3027	
4506.70 - 4510.03	1055	1274	1493	1712	1931	2150	2369	2588	2807	3026	
4510.04 - 4513.36	1054	1273	1492	1711	1930	2149	2368	2587	2806	3025	
4513.37 - 4516.69	1053	1272	1491	1710	1929	2148	2367	2586	2805	3024	
4516.70 - 4520.03	1052	1271	1490	1709	1928	2147	2366	2585	2804	3023	



**Basis of Issuance  
October 1, 2023**

Reduction Amt: 30%

Monthly Net Income	----- Coupon / EBT Allotments by Household Size -----										
	Number of Persons in the Household										
	11 Persons	12 Persons	13 Persons	14 Persons	15 Persons	16 Persons	17 Persons	18 Persons	19 Persons	20 Persons	
4520.04 - 4523.36	1051	1270	1489	1708	1927	2146	2365	2584	2803	3022	
4523.37 - 4526.69	1050	1269	1488	1707	1926	2145	2364	2583	2802	3021	
4526.70 - 4530.03	1049	1268	1487	1706	1925	2144	2363	2582	2801	3020	
4530.04 - 4533.36	1048	1267	1486	1705	1924	2143	2362	2581	2800	3019	
4533.37 - 4536.69	1047	1266	1485	1704	1923	2142	2361	2580	2799	3018	
4536.70 - 4540.03	1046	1265	1484	1703	1922	2141	2360	2579	2798	3017	
4540.04 - 4543.36	1045	1264	1483	1702	1921	2140	2359	2578	2797	3016	
4543.37 - 4546.69	1044	1263	1482	1701	1920	2139	2358	2577	2796	3015	
4546.70 - 4550.03	1043	1262	1481	1700	1919	2138	2357	2576	2795	3014	
4550.04 - 4553.36	1042	1261	1480	1699	1918	2137	2356	2575	2794	3013	
4553.37 - 4556.69	1041	1260	1479	1698	1917	2136	2355	2574	2793	3012	
4556.70 - 4560.03	1040	1259	1478	1697	1916	2135	2354	2573	2792	3011	
4560.04 - 4563.36	1039	1258	1477	1696	1915	2134	2353	2572	2791	3010	
4563.37 - 4566.69	1038	1257	1476	1695	1914	2133	2352	2571	2790	3009	
4566.70 - 4570.03	1037	1256	1475	1694	1913	2132	2351	2570	2789	3008	
4570.04 - 4573.36	1036	1255	1474	1693	1912	2131	2350	2569	2788	3007	
4573.37 - 4576.69	1035	1254	1473	1692	1911	2130	2349	2568	2787	3006	
4576.70 - 4580.03	1034	1253	1472	1691	1910	2129	2348	2567	2786	3005	
4580.04 - 4583.36	1033	1252	1471	1690	1909	2128	2347	2566	2785	3004	
4583.37 - 4586.69	1032	1251	1470	1689	1908	2127	2346	2565	2784	3003	
4586.70 - 4590.03	1031	1250	1469	1688	1907	2126	2345	2564	2783	3002	
4590.04 - 4593.36	1030	1249	1468	1687	1906	2125	2344	2563	2782	3001	
4593.37 - 4596.69	1029	1248	1467	1686	1905	2124	2343	2562	2781	3000	
4596.70 - 4600.03	1028	1247	1466	1685	1904	2123	2342	2561	2780	2999	
4600.04 - 4603.36	1027	1246	1465	1684	1903	2122	2341	2560	2779	2998	
4603.37 - 4606.69	1026	1245	1464	1683	1902	2121	2340	2559	2778	2997	
4606.70 - 4610.03	1025	1244	1463	1682	1901	2120	2339	2558	2777	2996	
4610.04 - 4613.36	1024	1243	1462	1681	1900	2119	2338	2557	2776	2995	
4613.37 - 4616.69	1023	1242	1461	1680	1899	2118	2337	2556	2775	2994	
4616.70 - 4620.03	1022	1241	1460	1679	1898	2117	2336	2555	2774	2993	
4620.04 - 4623.36	1021	1240	1459	1678	1897	2116	2335	2554	2773	2992	

**Basis of Issuance  
 October 1, 2023**

Reduction Amt: 30%

Monthly Net Income	----- Coupon / EBT Allotments by Household Size -----										
	Number of Persons in the Household										
	11 Persons	12 Persons	13 Persons	14 Persons	15 Persons	16 Persons	17 Persons	18 Persons	19 Persons	20 Persons	
4623.37 - 4626.69	1020	1239	1458	1677	1896	2115	2334	2553	2772	2991	
4626.70 - 4630.03	1019	1238	1457	1676	1895	2114	2333	2552	2771	2990	
4630.04 - 4633.36	1018	1237	1456	1675	1894	2113	2332	2551	2770	2989	
4633.37 - 4636.69	1017	1236	1455	1674	1893	2112	2331	2550	2769	2988	
4636.70 - 4640.03	1016	1235	1454	1673	1892	2111	2330	2549	2768	2987	
4640.04 - 4643.36	1015	1234	1453	1672	1891	2110	2329	2548	2767	2986	
4643.37 - 4646.69	1014	1233	1452	1671	1890	2109	2328	2547	2766	2985	
4646.70 - 4650.03	1013	1232	1451	1670	1889	2108	2327	2546	2765	2984	
4650.04 - 4653.36	1012	1231	1450	1669	1888	2107	2326	2545	2764	2983	
4653.37 - 4656.69	1011	1230	1449	1668	1887	2106	2325	2544	2763	2982	
4656.70 - 4660.03	1010	1229	1448	1667	1886	2105	2324	2543	2762	2981	
4660.04 - 4663.36	1009	1228	1447	1666	1885	2104	2323	2542	2761	2980	
4663.37 - 4666.69	1008	1227	1446	1665	1884	2103	2322	2541	2760	2979	
4666.70 - 4670.03	1007	1226	1445	1664	1883	2102	2321	2540	2759	2978	
4670.04 - 4673.36	1006	1225	1444	1663	1882	2101	2320	2539	2758	2977	
4673.37 - 4676.69	1005	1224	1443	1662	1881	2100	2319	2538	2757	2976	
4676.70 - 4680.03	1004	1223	1442	1661	1880	2099	2318	2537	2756	2975	
4680.04 - 4683.36	1003	1222	1441	1660	1879	2098	2317	2536	2755	2974	
4683.37 - 4686.69	1002	1221	1440	1659	1878	2097	2316	2535	2754	2973	
4686.70 - 4690.03	1001	1220	1439	1658	1877	2096	2315	2534	2753	2972	
4690.04 - 4693.36	1000	1219	1438	1657	1876	2095	2314	2533	2752	2971	
4693.37 - 4696.69	999	1218	1437	1656	1875	2094	2313	2532	2751	2970	
4696.70 - 4700.03	998	1217	1436	1655	1874	2093	2312	2531	2750	2969	
4700.04 - 4703.36	997	1216	1435	1654	1873	2092	2311	2530	2749	2968	
4703.37 - 4706.69	996	1215	1434	1653	1872	2091	2310	2529	2748	2967	
4706.70 - 4710.03	995	1214	1433	1652	1871	2090	2309	2528	2747	2966	
4710.04 - 4713.36	994	1213	1432	1651	1870	2089	2308	2527	2746	2965	
4713.37 - 4716.69	993	1212	1431	1650	1869	2088	2307	2526	2745	2964	
4716.70 - 4720.03	992	1211	1430	1649	1868	2087	2306	2525	2744	2963	
4720.04 - 4723.36	991	1210	1429	1648	1867	2086	2305	2524	2743	2962	
4723.37 - 4726.69	990	1209	1428	1647	1866	2085	2304	2523	2742	2961	

**Basis of Issuance  
 October 1, 2023**

Reduction Amt: 30%

Monthly Net Income	----- Coupon / EBT Allotments by Household Size -----										
	Number of Persons in the Household										
	11 Persons	12 Persons	13 Persons	14 Persons	15 Persons	16 Persons	17 Persons	18 Persons	19 Persons	20 Persons	
4726.70 - 4730.03	989	1208	1427	1646	1865	2084	2303	2522	2741	2960	
4730.04 - 4733.36	988	1207	1426	1645	1864	2083	2302	2521	2740	2959	
4733.37 - 4736.69	987	1206	1425	1644	1863	2082	2301	2520	2739	2958	
4736.70 - 4740.03	986	1205	1424	1643	1862	2081	2300	2519	2738	2957	
4740.04 - 4743.36	985	1204	1423	1642	1861	2080	2299	2518	2737	2956	
4743.37 - 4746.69	984	1203	1422	1641	1860	2079	2298	2517	2736	2955	
4746.70 - 4750.03	983	1202	1421	1640	1859	2078	2297	2516	2735	2954	
4750.04 - 4753.36	982	1201	1420	1639	1858	2077	2296	2515	2734	2953	
4753.37 - 4756.69	981	1200	1419	1638	1857	2076	2295	2514	2733	2952	
4756.70 - 4760.03	980	1199	1418	1637	1856	2075	2294	2513	2732	2951	
4760.04 - 4763.36	979	1198	1417	1636	1855	2074	2293	2512	2731	2950	
4763.37 - 4766.69	978	1197	1416	1635	1854	2073	2292	2511	2730	2949	
4766.70 - 4770.03	977	1196	1415	1634	1853	2072	2291	2510	2729	2948	
4770.04 - 4773.36	976	1195	1414	1633	1852	2071	2290	2509	2728	2947	
4773.37 - 4776.69	975	1194	1413	1632	1851	2070	2289	2508	2727	2946	
4776.70 - 4780.03	974	1193	1412	1631	1850	2069	2288	2507	2726	2945	
4780.04 - 4783.36	973	1192	1411	1630	1849	2068	2287	2506	2725	2944	
4783.37 - 4786.69	972	1191	1410	1629	1848	2067	2286	2505	2724	2943	
4786.70 - 4790.03	971	1190	1409	1628	1847	2066	2285	2504	2723	2942	
4790.04 - 4793.36	970	1189	1408	1627	1846	2065	2284	2503	2722	2941	
4793.37 - 4796.69	969	1188	1407	1626	1845	2064	2283	2502	2721	2940	
4796.70 - 4800.03	968	1187	1406	1625	1844	2063	2282	2501	2720	2939	
4800.04 - 4803.36	967	1186	1405	1624	1843	2062	2281	2500	2719	2938	
4803.37 - 4806.69	966	1185	1404	1623	1842	2061	2280	2499	2718	2937	
4806.70 - 4810.03	965	1184	1403	1622	1841	2060	2279	2498	2717	2936	
4810.04 - 4813.36	964	1183	1402	1621	1840	2059	2278	2497	2716	2935	
4813.37 - 4816.69	963	1182	1401	1620	1839	2058	2277	2496	2715	2934	
4816.70 - 4820.03	962	1181	1400	1619	1838	2057	2276	2495	2714	2933	
4820.04 - 4823.36	961	1180	1399	1618	1837	2056	2275	2494	2713	2932	
4823.37 - 4826.69	960	1179	1398	1617	1836	2055	2274	2493	2712	2931	
4826.70 - 4830.03	959	1178	1397	1616	1835	2054	2273	2492	2711	2930	

**Basis of Issuance  
 October 1, 2023**

Reduction Amt: 30%

Monthly Net Income	----- Coupon / EBT Allotments by Household Size -----										
	Number of Persons in the Household										
	11 Persons	12 Persons	13 Persons	14 Persons	15 Persons	16 Persons	17 Persons	18 Persons	19 Persons	20 Persons	
4830.04 - 4833.36	958	1177	1396	1615	1834	2053	2272	2491	2710	2929	
4833.37 - 4836.69	957	1176	1395	1614	1833	2052	2271	2490	2709	2928	
4836.70 - 4840.03	956	1175	1394	1613	1832	2051	2270	2489	2708	2927	
4840.04 - 4843.36	955	1174	1393	1612	1831	2050	2269	2488	2707	2926	
4843.37 - 4846.69	954	1173	1392	1611	1830	2049	2268	2487	2706	2925	
4846.70 - 4850.03	953	1172	1391	1610	1829	2048	2267	2486	2705	2924	
4850.04 - 4853.36	952	1171	1390	1609	1828	2047	2266	2485	2704	2923	
4853.37 - 4856.69	951	1170	1389	1608	1827	2046	2265	2484	2703	2922	
4856.70 - 4860.03	950	1169	1388	1607	1826	2045	2264	2483	2702	2921	
4860.04 - 4863.36	949	1168	1387	1606	1825	2044	2263	2482	2701	2920	
4863.37 - 4866.69	948	1167	1386	1605	1824	2043	2262	2481	2700	2919	
4866.70 - 4870.03	947	1166	1385	1604	1823	2042	2261	2480	2699	2918	
4870.04 - 4873.36	946	1165	1384	1603	1822	2041	2260	2479	2698	2917	
4873.37 - 4876.69	945	1164	1383	1602	1821	2040	2259	2478	2697	2916	
4876.70 - 4880.03	944	1163	1382	1601	1820	2039	2258	2477	2696	2915	
4880.04 - 4883.36	943	1162	1381	1600	1819	2038	2257	2476	2695	2914	
4883.37 - 4886.69	942	1161	1380	1599	1818	2037	2256	2475	2694	2913	
4886.70 - 4890.03	941	1160	1379	1598	1817	2036	2255	2474	2693	2912	
4890.04 - 4893.36	940	1159	1378	1597	1816	2035	2254	2473	2692	2911	
4893.37 - 4896.69	939	1158	1377	1596	1815	2034	2253	2472	2691	2910	
4896.70 - 4900.03	938	1157	1376	1595	1814	2033	2252	2471	2690	2909	
4900.04 - 4903.36	937	1156	1375	1594	1813	2032	2251	2470	2689	2908	
4903.37 - 4906.69	936	1155	1374	1593	1812	2031	2250	2469	2688	2907	
4906.70 - 4910.03	935	1154	1373	1592	1811	2030	2249	2468	2687	2906	
4910.04 - 4913.36	934	1153	1372	1591	1810	2029	2248	2467	2686	2905	
4913.37 - 4916.69	933	1152	1371	1590	1809	2028	2247	2466	2685	2904	
4916.70 - 4920.03	932	1151	1370	1589	1808	2027	2246	2465	2684	2903	
4920.04 - 4923.36	931	1150	1369	1588	1807	2026	2245	2464	2683	2902	
4923.37 - 4926.69	930	1149	1368	1587	1806	2025	2244	2463	2682	2901	
4926.70 - 4930.03	929	1148	1367	1586	1805	2024	2243	2462	2681	2900	

**Basis of Issuance  
October 1, 2023**

Reduction Amt: 30%

Monthly Net Income	----- Coupon / EBT Allotments by Household Size -----										
	Number of Persons in the Household										
	11 Persons	12 Persons	13 Persons	14 Persons	15 Persons	16 Persons	17 Persons	18 Persons	19 Persons	20 Persons	
4930.04 - 4933.36	928	1147	1366	1585	1804	2023	2242	2461	2680	2899	
4933.37 - 4936.69	927	1146	1365	1584	1803	2022	2241	2460	2679	2898	
4936.70 - 4940.03	926	1145	1364	1583	1802	2021	2240	2459	2678	2897	
4940.04 - 4943.36	925	1144	1363	1582	1801	2020	2239	2458	2677	2896	
4943.37 - 4946.69	924	1143	1362	1581	1800	2019	2238	2457	2676	2895	
4946.70 - 4950.03	923	1142	1361	1580	1799	2018	2237	2456	2675	2894	
4950.04 - 4953.36	922	1141	1360	1579	1798	2017	2236	2455	2674	2893	
4953.37 - 4956.69	921	1140	1359	1578	1797	2016	2235	2454	2673	2892	
4956.70 - 4960.03	920	1139	1358	1577	1796	2015	2234	2453	2672	2891	
4960.04 - 4963.36	919	1138	1357	1576	1795	2014	2233	2452	2671	2890	
4963.37 - 4966.69	918	1137	1356	1575	1794	2013	2232	2451	2670	2889	
4966.70 - 4970.03	917	1136	1355	1574	1793	2012	2231	2450	2669	2888	
4970.04 - 4973.36	916	1135	1354	1573	1792	2011	2230	2449	2668	2887	
4973.37 - 4976.69	915	1134	1353	1572	1791	2010	2229	2448	2667	2886	
4976.70 - 4980.03	914	1133	1352	1571	1790	2009	2228	2447	2666	2885	
4980.04 - 4983.36	913	1132	1351	1570	1789	2008	2227	2446	2665	2884	
4983.37 - 4986.69	912	1131	1350	1569	1788	2007	2226	2445	2664	2883	
4986.70 - 4990.03	911	1130	1349	1568	1787	2006	2225	2444	2663	2882	
4990.04 - 4993.36	910	1129	1348	1567	1786	2005	2224	2443	2662	2881	
4993.37 - 4996.69	909	1128	1347	1566	1785	2004	2223	2442	2661	2880	
4996.70 - 5000.03	908	1127	1346	1565	1784	2003	2222	2441	2660	2879	
5000.04 - 5003.36	907	1126	1345	1564	1783	2002	2221	2440	2659	2878	
5003.37 - 5006.69	906	1125	1344	1563	1782	2001	2220	2439	2658	2877	
5006.70 - 5010.03	905	1124	1343	1562	1781	2000	2219	2438	2657	2876	
5010.04 - 5013.36	904	1123	1342	1561	1780	1999	2218	2437	2656	2875	
5013.37 - 5016.69	903	1122	1341	1560	1779	1998	2217	2436	2655	2874	
5016.70 - 5020.03	902	1121	1340	1559	1778	1997	2216	2435	2654	2873	
5020.04 - 5023.36	901	1120	1339	1558	1777	1996	2215	2434	2653	2872	
5023.37 - 5026.69	900	1119	1338	1557	1776	1995	2214	2433	2652	2871	
5026.70 - 5030.03	899	1118	1337	1556	1775	1994	2213	2432	2651	2870	
5030.04 - 5033.36	898	1117	1336	1555	1774	1993	2212	2431	2650	2869	

**Basis of Issuance  
 October 1, 2023**

Reduction Amt: 30%

Monthly Net Income	----- Coupon / EBT Allotments by Household Size -----										
	Number of Persons in the Household										
	11 Persons	12 Persons	13 Persons	14 Persons	15 Persons	16 Persons	17 Persons	18 Persons	19 Persons	20 Persons	
5033.37 - 5036.69	897	1116	1335	1554	1773	1992	2211	2430	2649	2868	
5036.70 - 5040.03	896	1115	1334	1553	1772	1991	2210	2429	2648	2867	
5040.04 - 5043.36	895	1114	1333	1552	1771	1990	2209	2428	2647	2866	
5043.37 - 5046.69	894	1113	1332	1551	1770	1989	2208	2427	2646	2865	
5046.70 - 5050.03	893	1112	1331	1550	1769	1988	2207	2426	2645	2864	
5050.04 - 5053.36	892	1111	1330	1549	1768	1987	2206	2425	2644	2863	
5053.37 - 5056.69	891	1110	1329	1548	1767	1986	2205	2424	2643	2862	
5056.70 - 5060.03	890	1109	1328	1547	1766	1985	2204	2423	2642	2861	
5060.04 - 5063.36	889	1108	1327	1546	1765	1984	2203	2422	2641	2860	
5063.37 - 5066.69	888	1107	1326	1545	1764	1983	2202	2421	2640	2859	
5066.70 - 5070.03	887	1106	1325	1544	1763	1982	2201	2420	2639	2858	
5070.04 - 5073.36	886	1105	1324	1543	1762	1981	2200	2419	2638	2857	
5073.37 - 5076.69	885	1104	1323	1542	1761	1980	2199	2418	2637	2856	
5076.70 - 5080.03	884	1103	1322	1541	1760	1979	2198	2417	2636	2855	
5080.04 - 5083.36	883	1102	1321	1540	1759	1978	2197	2416	2635	2854	
5083.37 - 5086.69	882	1101	1320	1539	1758	1977	2196	2415	2634	2853	
5086.70 - 5090.03	881	1100	1319	1538	1757	1976	2195	2414	2633	2852	
5090.04 - 5093.36	880	1099	1318	1537	1756	1975	2194	2413	2632	2851	
5093.37 - 5096.69	879	1098	1317	1536	1755	1974	2193	2412	2631	2850	
5096.70 - 5100.03	878	1097	1316	1535	1754	1973	2192	2411	2630	2849	
5100.04 - 5103.36	877	1096	1315	1534	1753	1972	2191	2410	2629	2848	
5103.37 - 5106.69	876	1095	1314	1533	1752	1971	2190	2409	2628	2847	
5106.70 - 5110.03	875	1094	1313	1532	1751	1970	2189	2408	2627	2846	
5110.04 - 5113.36	874	1093	1312	1531	1750	1969	2188	2407	2626	2845	
5113.37 - 5116.69	873	1092	1311	1530	1749	1968	2187	2406	2625	2844	
5116.70 - 5120.03	872	1091	1310	1529	1748	1967	2186	2405	2624	2843	
5120.04 - 5123.36	871	1090	1309	1528	1747	1966	2185	2404	2623	2842	
5123.37 - 5126.69	870	1089	1308	1527	1746	1965	2184	2403	2622	2841	
5126.70 - 5130.03	869	1088	1307	1526	1745	1964	2183	2402	2621	2840	
5130.04 - 5133.36	868	1087	1306	1525	1744	1963	2182	2401	2620	2839	
5133.37 - 5136.69	867	1086	1305	1524	1743	1962	2181	2400	2619	2838	

**Basis of Issuance  
October 1, 2023**

Reduction Amt: 30%

Monthly Net Income	----- Coupon / EBT Allotments by Household Size -----										
	Number of Persons in the Household										
	11 Persons	12 Persons	13 Persons	14 Persons	15 Persons	16 Persons	17 Persons	18 Persons	19 Persons	20 Persons	
5136.70 - 5140.03	866	1085	1304	1523	1742	1961	2180	2399	2618	2837	
5140.04 - 5143.36	865	1084	1303	1522	1741	1960	2179	2398	2617	2836	
5143.37 - 5146.69	864	1083	1302	1521	1740	1959	2178	2397	2616	2835	
5146.70 - 5150.03	863	1082	1301	1520	1739	1958	2177	2396	2615	2834	
5150.04 - 5153.36	862	1081	1300	1519	1738	1957	2176	2395	2614	2833	
5153.37 - 5156.69	861	1080	1299	1518	1737	1956	2175	2394	2613	2832	
5156.70 - 5160.03	860	1079	1298	1517	1736	1955	2174	2393	2612	2831	
5160.04 - 5163.36	859	1078	1297	1516	1735	1954	2173	2392	2611	2830	
5163.37 - 5166.69	858	1077	1296	1515	1734	1953	2172	2391	2610	2829	
5166.70 - 5170.03	857	1076	1295	1514	1733	1952	2171	2390	2609	2828	
5170.04 - 5173.36	856	1075	1294	1513	1732	1951	2170	2389	2608	2827	
5173.37 - 5176.69	855	1074	1293	1512	1731	1950	2169	2388	2607	2826	
5176.70 - 5180.03	854	1073	1292	1511	1730	1949	2168	2387	2606	2825	
5180.04 - 5183.36	853	1072	1291	1510	1729	1948	2167	2386	2605	2824	
5183.37 - 5186.69	852	1071	1290	1509	1728	1947	2166	2385	2604	2823	
5186.70 - 5190.03	851	1070	1289	1508	1727	1946	2165	2384	2603	2822	
5190.04 - 5193.36	850	1069	1288	1507	1726	1945	2164	2383	2602	2821	
5193.37 - 5196.69	849	1068	1287	1506	1725	1944	2163	2382	2601	2820	
5196.70 - 5200.03	848	1067	1286	1505	1724	1943	2162	2381	2600	2819	
5200.04 - 5203.36	847	1066	1285	1504	1723	1942	2161	2380	2599	2818	
5203.37 - 5206.69	846	1065	1284	1503	1722	1941	2160	2379	2598	2817	
5206.70 - 5210.03	845	1064	1283	1502	1721	1940	2159	2378	2597	2816	
5210.04 - 5213.36	844	1063	1282	1501	1720	1939	2158	2377	2596	2815	
5213.37 - 5216.69	843	1062	1281	1500	1719	1938	2157	2376	2595	2814	
5216.70 - 5220.03	842	1061	1280	1499	1718	1937	2156	2375	2594	2813	
5220.04 - 5223.36	841	1060	1279	1498	1717	1936	2155	2374	2593	2812	
5223.37 - 5226.69	840	1059	1278	1497	1716	1935	2154	2373	2592	2811	
5226.70 - 5230.03	839	1058	1277	1496	1715	1934	2153	2372	2591	2810	
5230.04 - 5233.36	838	1057	1276	1495	1714	1933	2152	2371	2590	2809	
5233.37 - 5236.69	837	1056	1275	1494	1713	1932	2151	2370	2589	2808	
5236.70 - 5240.03	836	1055	1274	1493	1712	1931	2150	2369	2588	2807	

**Basis of Issuance  
 October 1, 2023**

Reduction Amt: 30%

Monthly Net Income	----- Coupon / EBT Allotments by Household Size -----										
	Number of Persons in the Household										
	11 Persons	12 Persons	13 Persons	14 Persons	15 Persons	16 Persons	17 Persons	18 Persons	19 Persons	20 Persons	
5240.04 - 5243.36	835	1054	1273	1492	1711	1930	2149	2368	2587	2806	
5243.37 - 5246.69	834	1053	1272	1491	1710	1929	2148	2367	2586	2805	
5246.70 - 5250.03	833	1052	1271	1490	1709	1928	2147	2366	2585	2804	
5250.04 - 5253.36	832	1051	1270	1489	1708	1927	2146	2365	2584	2803	
5253.37 - 5256.69	831	1050	1269	1488	1707	1926	2145	2364	2583	2802	
5256.70 - 5260.03	830	1049	1268	1487	1706	1925	2144	2363	2582	2801	
5260.04 - 5263.36	829	1048	1267	1486	1705	1924	2143	2362	2581	2800	
5263.37 - 5266.69	828	1047	1266	1485	1704	1923	2142	2361	2580	2799	
5266.70 - 5270.03	827	1046	1265	1484	1703	1922	2141	2360	2579	2798	
5270.04 - 5273.36	826	1045	1264	1483	1702	1921	2140	2359	2578	2797	
5273.37 - 5276.69	825	1044	1263	1482	1701	1920	2139	2358	2577	2796	
5276.70 - 5280.03	824	1043	1262	1481	1700	1919	2138	2357	2576	2795	
5280.04 - 5283.36	823	1042	1261	1480	1699	1918	2137	2356	2575	2794	
5283.37 - 5286.69	822	1041	1260	1479	1698	1917	2136	2355	2574	2793	
5286.70 - 5290.03	821	1040	1259	1478	1697	1916	2135	2354	2573	2792	
5290.04 - 5293.36	820	1039	1258	1477	1696	1915	2134	2353	2572	2791	
5293.37 - 5296.69	819	1038	1257	1476	1695	1914	2133	2352	2571	2790	
5296.70 - 5300.03	818	1037	1256	1475	1694	1913	2132	2351	2570	2789	
5300.04 - 5303.36	817	1036	1255	1474	1693	1912	2131	2350	2569	2788	
5303.37 - 5306.69	816	1035	1254	1473	1692	1911	2130	2349	2568	2787	
5306.70 - 5310.03	815	1034	1253	1472	1691	1910	2129	2348	2567	2786	
5310.04 - 5313.36	814	1033	1252	1471	1690	1909	2128	2347	2566	2785	
5313.37 - 5316.69	813	1032	1251	1470	1689	1908	2127	2346	2565	2784	
5316.70 - 5320.03	812	1031	1250	1469	1688	1907	2126	2345	2564	2783	
5320.04 - 5323.36	811	1030	1249	1468	1687	1906	2125	2344	2563	2782	
5323.37 - 5326.69	810	1029	1248	1467	1686	1905	2124	2343	2562	2781	
5326.70 - 5330.03	809	1028	1247	1466	1685	1904	2123	2342	2561	2780	
5330.04 - 5333.36	808	1027	1246	1465	1684	1903	2122	2341	2560	2779	
5333.37 - 5336.69	807	1026	1245	1464	1683	1902	2121	2340	2559	2778	
5336.70 - 5340.03	806	1025	1244	1463	1682	1901	2120	2339	2558	2777	
5340.04 - 5343.36	805	1024	1243	1462	1681	1900	2119	2338	2557	2776	



**Basis of Issuance  
 October 1, 2023**

Reduction Amt: 30%

Monthly Net Income	----- Coupon / EBT Allotments by Household Size -----										
	Number of Persons in the Household										
	11 Persons	12 Persons	13 Persons	14 Persons	15 Persons	16 Persons	17 Persons	18 Persons	19 Persons	20 Persons	
5343.37 - 5346.69	804	1023	1242	1461	1680	1899	2118	2337	2556	2775	
5346.70 - 5350.03	803	1022	1241	1460	1679	1898	2117	2336	2555	2774	
5350.04 - 5353.36	802	1021	1240	1459	1678	1897	2116	2335	2554	2773	
5353.37 - 5356.69	801	1020	1239	1458	1677	1896	2115	2334	2553	2772	
5356.70 - 5360.03	800	1019	1238	1457	1676	1895	2114	2333	2552	2771	
5360.04 - 5363.36	799	1018	1237	1456	1675	1894	2113	2332	2551	2770	
5363.37 - 5366.69	798	1017	1236	1455	1674	1893	2112	2331	2550	2769	
5366.70 - 5370.03	797	1016	1235	1454	1673	1892	2111	2330	2549	2768	
5370.04 - 5373.36	796	1015	1234	1453	1672	1891	2110	2329	2548	2767	
5373.37 - 5376.69	795	1014	1233	1452	1671	1890	2109	2328	2547	2766	
5376.70 - 5380.03	794	1013	1232	1451	1670	1889	2108	2327	2546	2765	
5380.04 - 5383.36	793	1012	1231	1450	1669	1888	2107	2326	2545	2764	
5383.37 - 5386.69	792	1011	1230	1449	1668	1887	2106	2325	2544	2763	
5386.70 - 5390.03	791	1010	1229	1448	1667	1886	2105	2324	2543	2762	
5390.04 - 5393.36	790	1009	1228	1447	1666	1885	2104	2323	2542	2761	
5393.37 - 5396.69	789	1008	1227	1446	1665	1884	2103	2322	2541	2760	
5396.70 - 5400.03	788	1007	1226	1445	1664	1883	2102	2321	2540	2759	
5400.04 - 5403.36	787	1006	1225	1444	1663	1882	2101	2320	2539	2758	
5403.37 - 5406.69	786	1005	1224	1443	1662	1881	2100	2319	2538	2757	
5406.70 - 5410.03	785	1004	1223	1442	1661	1880	2099	2318	2537	2756	
5410.04 - 5413.36	784	1003	1222	1441	1660	1879	2098	2317	2536	2755	
5413.37 - 5416.69	783	1002	1221	1440	1659	1878	2097	2316	2535	2754	
5416.70 - 5420.03	782	1001	1220	1439	1658	1877	2096	2315	2534	2753	
5420.04 - 5423.36	781	1000	1219	1438	1657	1876	2095	2314	2533	2752	
5423.37 - 5426.69	780	999	1218	1437	1656	1875	2094	2313	2532	2751	
5426.70 - 5430.03	779	998	1217	1436	1655	1874	2093	2312	2531	2750	
5430.04 - 5433.36	778	997	1216	1435	1654	1873	2092	2311	2530	2749	
5433.37 - 5436.69	777	996	1215	1434	1653	1872	2091	2310	2529	2748	
5436.70 - 5440.03	776	995	1214	1433	1652	1871	2090	2309	2528	2747	
5440.04 - 5443.36	775	994	1213	1432	1651	1870	2089	2308	2527	2746	
5443.37 - 5446.69	774	993	1212	1431	1650	1869	2088	2307	2526	2745	

**Basis of Issuance  
October 1, 2023**

Reduction Amt: 30%

Monthly Net Income	----- Coupon / EBT Allotments by Household Size -----										
	Number of Persons in the Household										
	11 Persons	12 Persons	13 Persons	14 Persons	15 Persons	16 Persons	17 Persons	18 Persons	19 Persons	20 Persons	
5446.70 - 5450.03	773	992	1211	1430	1649	1868	2087	2306	2525	2744	
5450.04 - 5453.36	772	991	1210	1429	1648	1867	2086	2305	2524	2743	
5453.37 - 5456.69	771	990	1209	1428	1647	1866	2085	2304	2523	2742	
5456.70 - 5460.03	770	989	1208	1427	1646	1865	2084	2303	2522	2741	
5460.04 - 5463.36	769	988	1207	1426	1645	1864	2083	2302	2521	2740	
5463.37 - 5466.69	768	987	1206	1425	1644	1863	2082	2301	2520	2739	
5466.70 - 5470.03	767	986	1205	1424	1643	1862	2081	2300	2519	2738	
5470.04 - 5473.36	766	985	1204	1423	1642	1861	2080	2299	2518	2737	
5473.37 - 5476.69	765	984	1203	1422	1641	1860	2079	2298	2517	2736	
5476.70 - 5480.03	764	983	1202	1421	1640	1859	2078	2297	2516	2735	
5480.04 - 5483.36	763	982	1201	1420	1639	1858	2077	2296	2515	2734	
5483.37 - 5486.69	762	981	1200	1419	1638	1857	2076	2295	2514	2733	
5486.70 - 5490.03	761	980	1199	1418	1637	1856	2075	2294	2513	2732	
5490.04 - 5493.36	760	979	1198	1417	1636	1855	2074	2293	2512	2731	
5493.37 - 5496.69	759	978	1197	1416	1635	1854	2073	2292	2511	2730	
5496.70 - 5500.03	758	977	1196	1415	1634	1853	2072	2291	2510	2729	
5500.04 - 5503.36	757	976	1195	1414	1633	1852	2071	2290	2509	2728	
5503.37 - 5506.69	756	975	1194	1413	1632	1851	2070	2289	2508	2727	
5506.70 - 5510.03	755	974	1193	1412	1631	1850	2069	2288	2507	2726	
5510.04 - 5513.36	754	973	1192	1411	1630	1849	2068	2287	2506	2725	
5513.37 - 5516.69	753	972	1191	1410	1629	1848	2067	2286	2505	2724	
5516.70 - 5520.03	752	971	1190	1409	1628	1847	2066	2285	2504	2723	
5520.04 - 5523.36	751	970	1189	1408	1627	1846	2065	2284	2503	2722	
5523.37 - 5526.69	750	969	1188	1407	1626	1845	2064	2283	2502	2721	
5526.70 - 5530.03	749	968	1187	1406	1625	1844	2063	2282	2501	2720	
5530.04 - 5533.36	748	967	1186	1405	1624	1843	2062	2281	2500	2719	
5533.37 - 5536.69	747	966	1185	1404	1623	1842	2061	2280	2499	2718	
5536.70 - 5540.03	746	965	1184	1403	1622	1841	2060	2279	2498	2717	
5540.04 - 5543.36	745	964	1183	1402	1621	1840	2059	2278	2497	2716	
5543.37 - 5546.69	744	963	1182	1401	1620	1839	2058	2277	2496	2715	
5546.70 - 5550.03	743	962	1181	1400	1619	1838	2057	2276	2495	2714	

**Basis of Issuance  
 October 1, 2023**

Reduction Amt: 30%

Monthly Net Income	----- Coupon / EBT Allotments by Household Size ----- Number of Persons in the Household									
	11 Persons	12 Persons	13 Persons	14 Persons	15 Persons	16 Persons	17 Persons	18 Persons	19 Persons	20 Persons
5550.04 - 5553.36	742	961	1180	1399	1618	1837	2056	2275	2494	2713
5553.37 - 5556.69	741	960	1179	1398	1617	1836	2055	2274	2493	2712
5556.70 - 5560.03	740	959	1178	1397	1616	1835	2054	2273	2492	2711
5560.04 - 5563.36	739	958	1177	1396	1615	1834	2053	2272	2491	2710
5563.37 - 5566.69	738	957	1176	1395	1614	1833	2052	2271	2490	2709
5566.70 - 5570.03	737	956	1175	1394	1613	1832	2051	2270	2489	2708
5570.04 - 5573.36	736	955	1174	1393	1612	1831	2050	2269	2488	2707
5573.37 - 5576.69	735	954	1173	1392	1611	1830	2049	2268	2487	2706
5576.70 - 5580.03	734	953	1172	1391	1610	1829	2048	2267	2486	2705
5580.04 - 5583.36	733	952	1171	1390	1609	1828	2047	2266	2485	2704
5583.37 - 5586.69	732	951	1170	1389	1608	1827	2046	2265	2484	2703
5586.70 - 5590.03	731	950	1169	1388	1607	1826	2045	2264	2483	2702
5590.04 - 5593.36	730	949	1168	1387	1606	1825	2044	2263	2482	2701
5593.37 - 5596.69	729	948	1167	1386	1605	1824	2043	2262	2481	2700
5596.70 - 5600.03	728	947	1166	1385	1604	1823	2042	2261	2480	2699
5600.04 - 5603.36	727	946	1165	1384	1603	1822	2041	2260	2479	2698
5603.37 - 5606.69	726	945	1164	1383	1602	1821	2040	2259	2478	2697
5606.70 - 5610.03	725	944	1163	1382	1601	1820	2039	2258	2477	2696
5610.04 - 5613.36	724	943	1162	1381	1600	1819	2038	2257	2476	2695
5613.37 - 5616.69	723	942	1161	1380	1599	1818	2037	2256	2475	2694
5616.70 - 5620.03	722	941	1160	1379	1598	1817	2036	2255	2474	2693
5620.04 - 5623.36	721	940	1159	1378	1597	1816	2035	2254	2473	2692
5623.37 - 5626.69	720	939	1158	1377	1596	1815	2034	2253	2472	2691
5626.70 - 5630.03	719	938	1157	1376	1595	1814	2033	2252	2471	2690
5630.04 - 5633.36	718	937	1156	1375	1594	1813	2032	2251	2470	2689
5633.37 - 5636.69	717	936	1155	1374	1593	1812	2031	2250	2469	2688
5636.70 - 5640.03	716	935	1154	1373	1592	1811	2030	2249	2468	2687
5640.04 - 5643.36	715	934	1153	1372	1591	1810	2029	2248	2467	2686
5643.37 - 5646.69	714	933	1152	1371	1590	1809	2028	2247	2466	2685
5646.70 - 5650.03	713	932	1151	1370	1589	1808	2027	2246	2465	2684

**Basis of Issuance  
 October 1, 2023**

Reduction Amt: 30%

Monthly Net Income	----- Coupon / EBT Allotments by Household Size -----										
	Number of Persons in the Household										
	11 Persons	12 Persons	13 Persons	14 Persons	15 Persons	16 Persons	17 Persons	18 Persons	19 Persons	20 Persons	
5650.04 - 5653.36	712	931	1150	1369	1588	1807	2026	2245	2464	2683	
5653.37 - 5656.69	711	930	1149	1368	1587	1806	2025	2244	2463	2682	
5656.70 - 5660.03	710	929	1148	1367	1586	1805	2024	2243	2462	2681	
5660.04 - 5663.36	709	928	1147	1366	1585	1804	2023	2242	2461	2680	
5663.37 - 5666.69	708	927	1146	1365	1584	1803	2022	2241	2460	2679	
5666.70 - 5670.03	707	926	1145	1364	1583	1802	2021	2240	2459	2678	
5670.04 - 5673.36	706	925	1144	1363	1582	1801	2020	2239	2458	2677	
5673.37 - 5676.69	705	924	1143	1362	1581	1800	2019	2238	2457	2676	
5676.70 - 5680.03	704	923	1142	1361	1580	1799	2018	2237	2456	2675	
5680.04 - 5683.36	703	922	1141	1360	1579	1798	2017	2236	2455	2674	
5683.37 - 5686.69	702	921	1140	1359	1578	1797	2016	2235	2454	2673	
5686.70 - 5690.03	701	920	1139	1358	1577	1796	2015	2234	2453	2672	
5690.04 - 5693.36	700	919	1138	1357	1576	1795	2014	2233	2452	2671	
5693.37 - 5696.69	699	918	1137	1356	1575	1794	2013	2232	2451	2670	
5696.70 - 5700.03	698	917	1136	1355	1574	1793	2012	2231	2450	2669	
5700.04 - 5703.36	697	916	1135	1354	1573	1792	2011	2230	2449	2668	
5703.37 - 5706.69	696	915	1134	1353	1572	1791	2010	2229	2448	2667	
5706.70 - 5710.03	695	914	1133	1352	1571	1790	2009	2228	2447	2666	
5710.04 - 5713.36	694	913	1132	1351	1570	1789	2008	2227	2446	2665	
5713.37 - 5716.69	693	912	1131	1350	1569	1788	2007	2226	2445	2664	
5716.70 - 5720.03	692	911	1130	1349	1568	1787	2006	2225	2444	2663	
5720.04 - 5723.36	691	910	1129	1348	1567	1786	2005	2224	2443	2662	
5723.37 - 5726.69	690	909	1128	1347	1566	1785	2004	2223	2442	2661	
5726.70 - 5730.03	689	908	1127	1346	1565	1784	2003	2222	2441	2660	
5730.04 - 5733.36	688	907	1126	1345	1564	1783	2002	2221	2440	2659	
5733.37 - 5736.69	687	906	1125	1344	1563	1782	2001	2220	2439	2658	
5736.70 - 5740.03	686	905	1124	1343	1562	1781	2000	2219	2438	2657	
5740.04 - 5743.36	685	904	1123	1342	1561	1780	1999	2218	2437	2656	
5743.37 - 5746.69	684	903	1122	1341	1560	1779	1998	2217	2436	2655	
5746.70 - 5750.03	683	902	1121	1340	1559	1778	1997	2216	2435	2654	
5750.04 - 5753.36	682	901	1120	1339	1558	1777	1996	2215	2434	2653	

**Basis of Issuance  
 October 1, 2023**

Reduction Amt: 30%

Monthly Net Income	----- Coupon / EBT Allotments by Household Size -----										
	Number of Persons in the Household										
	11 Persons	12 Persons	13 Persons	14 Persons	15 Persons	16 Persons	17 Persons	18 Persons	19 Persons	20 Persons	
5753.37 - 5756.69	681	900	1119	1338	1557	1776	1995	2214	2433	2652	
5756.70 - 5760.03	680	899	1118	1337	1556	1775	1994	2213	2432	2651	
5760.04 - 5763.36	679	898	1117	1336	1555	1774	1993	2212	2431	2650	
5763.37 - 5766.69	678	897	1116	1335	1554	1773	1992	2211	2430	2649	
5766.70 - 5770.03	677	896	1115	1334	1553	1772	1991	2210	2429	2648	
5770.04 - 5773.36	676	895	1114	1333	1552	1771	1990	2209	2428	2647	
5773.37 - 5776.69	675	894	1113	1332	1551	1770	1989	2208	2427	2646	
5776.70 - 5780.03	674	893	1112	1331	1550	1769	1988	2207	2426	2645	
5780.04 - 5783.36	673	892	1111	1330	1549	1768	1987	2206	2425	2644	
5783.37 - 5786.69	672	891	1110	1329	1548	1767	1986	2205	2424	2643	
5786.70 - 5790.03	671	890	1109	1328	1547	1766	1985	2204	2423	2642	
5790.04 - 5793.36	670	889	1108	1327	1546	1765	1984	2203	2422	2641	
5793.37 - 5796.69	669	888	1107	1326	1545	1764	1983	2202	2421	2640	
5796.70 - 5800.03	668	887	1106	1325	1544	1763	1982	2201	2420	2639	
5800.04 - 5803.36	667	886	1105	1324	1543	1762	1981	2200	2419	2638	
5803.37 - 5806.69	666	885	1104	1323	1542	1761	1980	2199	2418	2637	
5806.70 - 5810.03	665	884	1103	1322	1541	1760	1979	2198	2417	2636	
5810.04 - 5813.36	664	883	1102	1321	1540	1759	1978	2197	2416	2635	
5813.37 - 5816.69	663	882	1101	1320	1539	1758	1977	2196	2415	2634	
5816.70 - 5820.03	662	881	1100	1319	1538	1757	1976	2195	2414	2633	
5820.04 - 5823.36	661	880	1099	1318	1537	1756	1975	2194	2413	2632	
5823.37 - 5826.69	660	879	1098	1317	1536	1755	1974	2193	2412	2631	
5826.70 - 5830.03	659	878	1097	1316	1535	1754	1973	2192	2411	2630	
5830.04 - 5833.36	658	877	1096	1315	1534	1753	1972	2191	2410	2629	
5833.37 - 5836.69	657	876	1095	1314	1533	1752	1971	2190	2409	2628	
5836.70 - 5840.03	656	875	1094	1313	1532	1751	1970	2189	2408	2627	
5840.04 - 5843.36	655	874	1093	1312	1531	1750	1969	2188	2407	2626	
5843.37 - 5846.69	654	873	1092	1311	1530	1749	1968	2187	2406	2625	
5846.70 - 5850.03	653	872	1091	1310	1529	1748	1967	2186	2405	2624	
5850.04 - 5853.36	652	871	1090	1309	1528	1747	1966	2185	2404	2623	
5853.37 - 5856.69	651	870	1089	1308	1527	1746	1965	2184	2403	2622	

**Basis of Issuance  
 October 1, 2023**

Reduction Amt: 30%

Monthly Net Income	----- Coupon / EBT Allotments by Household Size -----										
	Number of Persons in the Household										
	11 Persons	12 Persons	13 Persons	14 Persons	15 Persons	16 Persons	17 Persons	18 Persons	19 Persons	20 Persons	
5856.70 - 5860.03	650	869	1088	1307	1526	1745	1964	2183	2402	2621	
5860.04 - 5863.36	649	868	1087	1306	1525	1744	1963	2182	2401	2620	
5863.37 - 5866.69	648	867	1086	1305	1524	1743	1962	2181	2400	2619	
5866.70 - 5870.03	647	866	1085	1304	1523	1742	1961	2180	2399	2618	
5870.04 - 5873.36	646	865	1084	1303	1522	1741	1960	2179	2398	2617	
5873.37 - 5876.69	645	864	1083	1302	1521	1740	1959	2178	2397	2616	
5876.70 - 5880.03	644	863	1082	1301	1520	1739	1958	2177	2396	2615	
5880.04 - 5883.36	643	862	1081	1300	1519	1738	1957	2176	2395	2614	
5883.37 - 5886.69	642	861	1080	1299	1518	1737	1956	2175	2394	2613	
5886.70 - 5890.03	641	860	1079	1298	1517	1736	1955	2174	2393	2612	
5890.04 - 5893.36	640	859	1078	1297	1516	1735	1954	2173	2392	2611	
5893.37 - 5896.69	639	858	1077	1296	1515	1734	1953	2172	2391	2610	
5896.70 - 5900.03	638	857	1076	1295	1514	1733	1952	2171	2390	2609	
5900.04 - 5903.36	637	856	1075	1294	1513	1732	1951	2170	2389	2608	
5903.37 - 5906.69	636	855	1074	1293	1512	1731	1950	2169	2388	2607	
5906.70 - 5910.03	635	854	1073	1292	1511	1730	1949	2168	2387	2606	
5910.04 - 5913.36	634	853	1072	1291	1510	1729	1948	2167	2386	2605	
5913.37 - 5916.69	633	852	1071	1290	1509	1728	1947	2166	2385	2604	
5916.70 - 5920.03	632	851	1070	1289	1508	1727	1946	2165	2384	2603	
5920.04 - 5923.36	631	850	1069	1288	1507	1726	1945	2164	2383	2602	
5923.37 - 5926.69	630	849	1068	1287	1506	1725	1944	2163	2382	2601	
5926.70 - 5930.03	629	848	1067	1286	1505	1724	1943	2162	2381	2600	
5930.04 - 5933.36	628	847	1066	1285	1504	1723	1942	2161	2380	2599	
5933.37 - 5936.69	627	846	1065	1284	1503	1722	1941	2160	2379	2598	
5936.70 - 5940.03	626	845	1064	1283	1502	1721	1940	2159	2378	2597	
5940.04 - 5943.36	625	844	1063	1282	1501	1720	1939	2158	2377	2596	
5943.37 - 5946.69	624	843	1062	1281	1500	1719	1938	2157	2376	2595	
5946.70 - 5950.03	623	842	1061	1280	1499	1718	1937	2156	2375	2594	
5950.04 - 5953.36	622	841	1060	1279	1498	1717	1936	2155	2374	2593	
5953.37 - 5956.69	621	840	1059	1278	1497	1716	1935	2154	2373	2592	
5956.70 - 5960.03	620	839	1058	1277	1496	1715	1934	2153	2372	2591	

**Basis of Issuance  
 October 1, 2023**

Reduction Amt: 30%

Monthly Net Income	----- Coupon / EBT Allotments by Household Size -----										
	Number of Persons in the Household										
	11 Persons	12 Persons	13 Persons	14 Persons	15 Persons	16 Persons	17 Persons	18 Persons	19 Persons	20 Persons	
5960.04 - 5963.36	619	838	1057	1276	1495	1714	1933	2152	2371	2590	
5963.37 - 5966.69	618	837	1056	1275	1494	1713	1932	2151	2370	2589	
5966.70 - 5970.03	617	836	1055	1274	1493	1712	1931	2150	2369	2588	
5970.04 - 5973.36	616	835	1054	1273	1492	1711	1930	2149	2368	2587	
5973.37 - 5976.69	615	834	1053	1272	1491	1710	1929	2148	2367	2586	
5976.70 - 5980.03	614	833	1052	1271	1490	1709	1928	2147	2366	2585	
5980.04 - 5983.36	613	832	1051	1270	1489	1708	1927	2146	2365	2584	
5983.37 - 5986.69	612	831	1050	1269	1488	1707	1926	2145	2364	2583	
5986.70 - 5990.03	611	830	1049	1268	1487	1706	1925	2144	2363	2582	
5990.04 - 5993.36	610	829	1048	1267	1486	1705	1924	2143	2362	2581	
5993.37 - 5996.69	609	828	1047	1266	1485	1704	1923	2142	2361	2580	
5996.70 - 6000.03	608	827	1046	1265	1484	1703	1922	2141	2360	2579	
6000.04 - 6003.36	607	826	1045	1264	1483	1702	1921	2140	2359	2578	
6003.37 - 6006.69	606	825	1044	1263	1482	1701	1920	2139	2358	2577	
6006.70 - 6010.03	605	824	1043	1262	1481	1700	1919	2138	2357	2576	
6010.04 - 6013.36	604	823	1042	1261	1480	1699	1918	2137	2356	2575	
6013.37 - 6016.69	603	822	1041	1260	1479	1698	1917	2136	2355	2574	
6016.70 - 6020.03	602	821	1040	1259	1478	1697	1916	2135	2354	2573	
6020.04 - 6023.36	601	820	1039	1258	1477	1696	1915	2134	2353	2572	
6023.37 - 6026.69	600	819	1038	1257	1476	1695	1914	2133	2352	2571	
6026.70 - 6030.03	599	818	1037	1256	1475	1694	1913	2132	2351	2570	
6030.04 - 6033.36	598	817	1036	1255	1474	1693	1912	2131	2350	2569	
6033.37 - 6036.69	597	816	1035	1254	1473	1692	1911	2130	2349	2568	
6036.70 - 6040.03	596	815	1034	1253	1472	1691	1910	2129	2348	2567	
6040.04 - 6043.36	595	814	1033	1252	1471	1690	1909	2128	2347	2566	
6043.37 - 6046.69	594	813	1032	1251	1470	1689	1908	2127	2346	2565	
6046.70 - 6050.03	593	812	1031	1250	1469	1688	1907	2126	2345	2564	
6050.04 - 6053.36	592	811	1030	1249	1468	1687	1906	2125	2344	2563	
6053.37 - 6056.69	591	810	1029	1248	1467	1686	1905	2124	2343	2562	
6056.70 - 6060.03	590	809	1028	1247	1466	1685	1904	2123	2342	2561	
6060.04 - 6063.36	589	808	1027	1246	1465	1684	1903	2122	2341	2560	

**Basis of Issuance  
 October 1, 2023**

Reduction Amt: 30%

Monthly Net Income	----- Coupon / EBT Allotments by Household Size -----										
	Number of Persons in the Household										
	11 Persons	12 Persons	13 Persons	14 Persons	15 Persons	16 Persons	17 Persons	18 Persons	19 Persons	20 Persons	
6063.37 - 6066.69	588	807	1026	1245	1464	1683	1902	2121	2340	2559	
6066.70 - 6070.03	587	806	1025	1244	1463	1682	1901	2120	2339	2558	
6070.04 - 6073.36	586	805	1024	1243	1462	1681	1900	2119	2338	2557	
6073.37 - 6076.69	585	804	1023	1242	1461	1680	1899	2118	2337	2556	
6076.70 - 6080.03	584	803	1022	1241	1460	1679	1898	2117	2336	2555	
6080.04 - 6083.36	583	802	1021	1240	1459	1678	1897	2116	2335	2554	
6083.37 - 6086.69	582	801	1020	1239	1458	1677	1896	2115	2334	2553	
6086.70 - 6090.03	581	800	1019	1238	1457	1676	1895	2114	2333	2552	
6090.04 - 6093.36	580	799	1018	1237	1456	1675	1894	2113	2332	2551	
6093.37 - 6096.69	579	798	1017	1236	1455	1674	1893	2112	2331	2550	
6096.70 - 6100.03	578	797	1016	1235	1454	1673	1892	2111	2330	2549	
6100.04 - 6103.36	577	796	1015	1234	1453	1672	1891	2110	2329	2548	
6103.37 - 6106.69	576	795	1014	1233	1452	1671	1890	2109	2328	2547	
6106.70 - 6110.03	575	794	1013	1232	1451	1670	1889	2108	2327	2546	
6110.04 - 6113.36	574	793	1012	1231	1450	1669	1888	2107	2326	2545	
6113.37 - 6116.69	573	792	1011	1230	1449	1668	1887	2106	2325	2544	
6116.70 - 6120.03	572	791	1010	1229	1448	1667	1886	2105	2324	2543	
6120.04 - 6123.36	571	790	1009	1228	1447	1666	1885	2104	2323	2542	
6123.37 - 6126.69	570	789	1008	1227	1446	1665	1884	2103	2322	2541	
6126.70 - 6130.03	569	788	1007	1226	1445	1664	1883	2102	2321	2540	
6130.04 - 6133.36	568	787	1006	1225	1444	1663	1882	2101	2320	2539	
6133.37 - 6136.69	567	786	1005	1224	1443	1662	1881	2100	2319	2538	
6136.70 - 6140.03	566	785	1004	1223	1442	1661	1880	2099	2318	2537	
6140.04 - 6143.36	565	784	1003	1222	1441	1660	1879	2098	2317	2536	
6143.37 - 6146.69	564	783	1002	1221	1440	1659	1878	2097	2316	2535	
6146.70 - 6150.03	563	782	1001	1220	1439	1658	1877	2096	2315	2534	
6150.04 - 6153.36	562	781	1000	1219	1438	1657	1876	2095	2314	2533	
6153.37 - 6156.69	561	780	999	1218	1437	1656	1875	2094	2313	2532	
6156.70 - 6160.03	560	779	998	1217	1436	1655	1874	2093	2312	2531	
6160.04 - 6163.36	559	778	997	1216	1435	1654	1873	2092	2311	2530	
6163.37 - 6166.69	558	777	996	1215	1434	1653	1872	2091	2310	2529	



**Basis of Issuance  
 October 1, 2023**

Reduction Amt: 30%

Monthly Net Income	----- Coupon / EBT Allotments by Household Size -----										
	Number of Persons in the Household										
	11 Persons	12 Persons	13 Persons	14 Persons	15 Persons	16 Persons	17 Persons	18 Persons	19 Persons	20 Persons	
6166.70 - 6170.03	557	776	995	1214	1433	1652	1871	2090	2309	2528	
6170.04 - 6173.36	556	775	994	1213	1432	1651	1870	2089	2308	2527	
6173.37 - 6176.69	555	774	993	1212	1431	1650	1869	2088	2307	2526	
6176.70 - 6180.03	554	773	992	1211	1430	1649	1868	2087	2306	2525	
6180.04 - 6183.36	553	772	991	1210	1429	1648	1867	2086	2305	2524	
6183.37 - 6186.69	552	771	990	1209	1428	1647	1866	2085	2304	2523	
6186.70 - 6190.03	551	770	989	1208	1427	1646	1865	2084	2303	2522	
6190.04 - 6193.36	550	769	988	1207	1426	1645	1864	2083	2302	2521	
6193.37 - 6196.69	549	768	987	1206	1425	1644	1863	2082	2301	2520	
6196.70 - 6200.03	548	767	986	1205	1424	1643	1862	2081	2300	2519	
6200.04 - 6203.36	547	766	985	1204	1423	1642	1861	2080	2299	2518	
6203.37 - 6206.69	546	765	984	1203	1422	1641	1860	2079	2298	2517	
6206.70 - 6210.03	545	764	983	1202	1421	1640	1859	2078	2297	2516	
6210.04 - 6213.36	544	763	982	1201	1420	1639	1858	2077	2296	2515	
6213.37 - 6216.69	543	762	981	1200	1419	1638	1857	2076	2295	2514	
6216.70 - 6220.03	542	761	980	1199	1418	1637	1856	2075	2294	2513	
6220.04 - 6223.36	541	760	979	1198	1417	1636	1855	2074	2293	2512	
6223.37 - 6226.69	540	759	978	1197	1416	1635	1854	2073	2292	2511	
6226.70 - 6230.03	539	758	977	1196	1415	1634	1853	2072	2291	2510	
6230.04 - 6233.36	538	757	976	1195	1414	1633	1852	2071	2290	2509	
6233.37 - 6236.69	537	756	975	1194	1413	1632	1851	2070	2289	2508	
6236.70 - 6240.03	536	755	974	1193	1412	1631	1850	2069	2288	2507	
6240.04 - 6243.36	535	754	973	1192	1411	1630	1849	2068	2287	2506	
6243.37 - 6246.69	534	753	972	1191	1410	1629	1848	2067	2286	2505	
6246.70 - 6250.03	533	752	971	1190	1409	1628	1847	2066	2285	2504	
6250.04 - 6253.36	532	751	970	1189	1408	1627	1846	2065	2284	2503	
6253.37 - 6256.69	531	750	969	1188	1407	1626	1845	2064	2283	2502	
6256.70 - 6260.03	530	749	968	1187	1406	1625	1844	2063	2282	2501	
6260.04 - 6263.36	529	748	967	1186	1405	1624	1843	2062	2281	2500	
6263.37 - 6266.69	528	747	966	1185	1404	1623	1842	2061	2280	2499	
6266.70 - 6270.03	527	746	965	1184	1403	1622	1841	2060	2279	2498	

**Basis of Issuance  
October 1, 2023**

Reduction Amt: 30%

Monthly Net Income	----- Coupon / EBT Allotments by Household Size -----									
	Number of Persons in the Household									
	11 Persons	12 Persons	13 Persons	14 Persons	15 Persons	16 Persons	17 Persons	18 Persons	19 Persons	20 Persons
6270.04 - 6273.36	526	745	964	1183	1402	1621	1840	2059	2278	2497
6273.37 - 6276.69	525	744	963	1182	1401	1620	1839	2058	2277	2496
6276.70 - 6280.03	524	743	962	1181	1400	1619	1838	2057	2276	2495
6280.04 - 6283.36	523	742	961	1180	1399	1618	1837	2056	2275	2494
6283.37 - 6286.69	522	741	960	1179	1398	1617	1836	2055	2274	2493
6286.70 - 6290.03	521	740	959	1178	1397	1616	1835	2054	2273	2492
6290.04 - 6293.36	520	739	958	1177	1396	1615	1834	2053	2272	2491
6293.37 - 6296.69	519	738	957	1176	1395	1614	1833	2052	2271	2490
6296.70 - 6300.03	518	737	956	1175	1394	1613	1832	2051	2270	2489
6300.04 - 6303.36	517	736	955	1174	1393	1612	1831	2050	2269	2488
6303.37 - 6306.69	516	735	954	1173	1392	1611	1830	2049	2268	2487
6306.70 - 6310.03	515	734	953	1172	1391	1610	1829	2048	2267	2486
6310.04 - 6313.36	514	733	952	1171	1390	1609	1828	2047	2266	2485
6313.37 - 6316.69	513	732	951	1170	1389	1608	1827	2046	2265	2484
6316.70 - 6320.03	512	731	950	1169	1388	1607	1826	2045	2264	2483
6320.04 - 6323.36	511	730	949	1168	1387	1606	1825	2044	2263	2482
6323.37 - 6326.69	510	729	948	1167	1386	1605	1824	2043	2262	2481
6326.70 - 6330.03	509	728	947	1166	1385	1604	1823	2042	2261	2480
6330.04 - 6333.36	508	727	946	1165	1384	1603	1822	2041	2260	2479
6333.37 - 6336.69	507	726	945	1164	1383	1602	1821	2040	2259	2478
6336.70 - 6340.03	506	725	944	1163	1382	1601	1820	2039	2258	2477
6340.04 - 6343.36	505	724	943	1162	1381	1600	1819	2038	2257	2476
6343.37 - 6346.69	504	723	942	1161	1380	1599	1818	2037	2256	2475
6346.70 - 6350.03	503	722	941	1160	1379	1598	1817	2036	2255	2474
6350.04 - 6353.36	502	721	940	1159	1378	1597	1816	2035	2254	2473
6353.37 - 6356.69	501	720	939	1158	1377	1596	1815	2034	2253	2472
6356.70 - 6360.03	500	719	938	1157	1376	1595	1814	2033	2252	2471
6360.04 - 6363.36	499	718	937	1156	1375	1594	1813	2032	2251	2470
6363.37 - 6366.69	498	717	936	1155	1374	1593	1812	2031	2250	2469
6366.70 - 6370.03	497	716	935	1154	1373	1592	1811	2030	2249	2468

**Basis of Issuance  
 October 1, 2023**

Reduction Amt: 30%

Monthly Net Income	----- Coupon / EBT Allotments by Household Size -----										
	Number of Persons in the Household										
	11 Persons	12 Persons	13 Persons	14 Persons	15 Persons	16 Persons	17 Persons	18 Persons	19 Persons	20 Persons	
6370.04 - 6373.36	496	715	934	1153	1372	1591	1810	2029	2248	2467	
6373.37 - 6376.69	495	714	933	1152	1371	1590	1809	2028	2247	2466	
6376.70 - 6380.03	494	713	932	1151	1370	1589	1808	2027	2246	2465	
6380.04 - 6383.36	493	712	931	1150	1369	1588	1807	2026	2245	2464	
6383.37 - 6386.69	492	711	930	1149	1368	1587	1806	2025	2244	2463	
6386.70 - 6390.03	491	710	929	1148	1367	1586	1805	2024	2243	2462	
6390.04 - 6393.36	490	709	928	1147	1366	1585	1804	2023	2242	2461	
6393.37 - 6396.69	489	708	927	1146	1365	1584	1803	2022	2241	2460	
6396.70 - 6400.03	488	707	926	1145	1364	1583	1802	2021	2240	2459	
6400.04 - 6403.36	487	706	925	1144	1363	1582	1801	2020	2239	2458	
6403.37 - 6406.69	486	705	924	1143	1362	1581	1800	2019	2238	2457	
6406.70 - 6410.03	485	704	923	1142	1361	1580	1799	2018	2237	2456	
6410.04 - 6413.36	484	703	922	1141	1360	1579	1798	2017	2236	2455	
6413.37 - 6416.69	483	702	921	1140	1359	1578	1797	2016	2235	2454	
6416.70 - 6420.03	482	701	920	1139	1358	1577	1796	2015	2234	2453	
6420.04 - 6423.36	481	700	919	1138	1357	1576	1795	2014	2233	2452	
6423.37 - 6426.69	480	699	918	1137	1356	1575	1794	2013	2232	2451	
6426.70 - 6430.03	479	698	917	1136	1355	1574	1793	2012	2231	2450	
6430.04 - 6433.36	478	697	916	1135	1354	1573	1792	2011	2230	2449	
6433.37 - 6436.69	477	696	915	1134	1353	1572	1791	2010	2229	2448	
6436.70 - 6440.03	476	695	914	1133	1352	1571	1790	2009	2228	2447	
6440.04 - 6443.36	475	694	913	1132	1351	1570	1789	2008	2227	2446	
6443.37 - 6446.69	474	693	912	1131	1350	1569	1788	2007	2226	2445	
6446.70 - 6450.03	473	692	911	1130	1349	1568	1787	2006	2225	2444	
6450.04 - 6453.36	472	691	910	1129	1348	1567	1786	2005	2224	2443	
6453.37 - 6456.69	471	690	909	1128	1347	1566	1785	2004	2223	2442	
6456.70 - 6460.03	470	689	908	1127	1346	1565	1784	2003	2222	2441	
6460.04 - 6463.36	469	688	907	1126	1345	1564	1783	2002	2221	2440	
6463.37 - 6466.69	468	687	906	1125	1344	1563	1782	2001	2220	2439	
6466.70 - 6470.03	467	686	905	1124	1343	1562	1781	2000	2219	2438	
6470.04 - 6473.36	466	685	904	1123	1342	1561	1780	1999	2218	2437	

**Basis of Issuance  
 October 1, 2023**

Reduction Amt: 30%

Monthly Net Income	----- Coupon / EBT Allotments by Household Size -----										
	Number of Persons in the Household										
	11 Persons	12 Persons	13 Persons	14 Persons	15 Persons	16 Persons	17 Persons	18 Persons	19 Persons	20 Persons	
6473.37 - 6476.69	465	684	903	1122	1341	1560	1779	1998	2217	2436	
6476.70 - 6480.03	464	683	902	1121	1340	1559	1778	1997	2216	2435	
6480.04 - 6483.36	463	682	901	1120	1339	1558	1777	1996	2215	2434	
6483.37 - 6486.69	462	681	900	1119	1338	1557	1776	1995	2214	2433	
6486.70 - 6490.03	461	680	899	1118	1337	1556	1775	1994	2213	2432	
6490.04 - 6493.36	460	679	898	1117	1336	1555	1774	1993	2212	2431	
6493.37 - 6496.69	459	678	897	1116	1335	1554	1773	1992	2211	2430	
6496.70 - 6500.03	458	677	896	1115	1334	1553	1772	1991	2210	2429	
6500.04 - 6503.36	457	676	895	1114	1333	1552	1771	1990	2209	2428	
6503.37 - 6506.69	456	675	894	1113	1332	1551	1770	1989	2208	2427	
6506.70 - 6510.03	455	674	893	1112	1331	1550	1769	1988	2207	2426	
6510.04 - 6513.36	454	673	892	1111	1330	1549	1768	1987	2206	2425	
6513.37 - 6516.69	453	672	891	1110	1329	1548	1767	1986	2205	2424	
6516.70 - 6520.03	452	671	890	1109	1328	1547	1766	1985	2204	2423	
6520.04 - 6523.36	451	670	889	1108	1327	1546	1765	1984	2203	2422	
6523.37 - 6526.69	450	669	888	1107	1326	1545	1764	1983	2202	2421	
6526.70 - 6530.03	449	668	887	1106	1325	1544	1763	1982	2201	2420	
6530.04 - 6533.36	448	667	886	1105	1324	1543	1762	1981	2200	2419	
6533.37 - 6536.69	447	666	885	1104	1323	1542	1761	1980	2199	2418	
6536.70 - 6540.03	446	665	884	1103	1322	1541	1760	1979	2198	2417	
6540.04 - 6543.36	445	664	883	1102	1321	1540	1759	1978	2197	2416	
6543.37 - 6546.69	444	663	882	1101	1320	1539	1758	1977	2196	2415	
6546.70 - 6550.03	443	662	881	1100	1319	1538	1757	1976	2195	2414	
6550.04 - 6553.36	442	661	880	1099	1318	1537	1756	1975	2194	2413	
6553.37 - 6556.69	441	660	879	1098	1317	1536	1755	1974	2193	2412	
6556.70 - 6560.03	440	659	878	1097	1316	1535	1754	1973	2192	2411	
6560.04 - 6563.36	439	658	877	1096	1315	1534	1753	1972	2191	2410	
6563.37 - 6566.69	438	657	876	1095	1314	1533	1752	1971	2190	2409	
6566.70 - 6570.03	437	656	875	1094	1313	1532	1751	1970	2189	2408	
6570.04 - 6573.36	436	655	874	1093	1312	1531	1750	1969	2188	2407	
6573.37 - 6576.69	435	654	873	1092	1311	1530	1749	1968	2187	2406	

**Basis of Issuance  
October 1, 2023**

Reduction Amt: 30%

Monthly Net Income	----- Coupon / EBT Allotments by Household Size -----										
	Number of Persons in the Household										
	11 Persons	12 Persons	13 Persons	14 Persons	15 Persons	16 Persons	17 Persons	18 Persons	19 Persons	20 Persons	
6576.70 - 6580.03	434	653	872	1091	1310	1529	1748	1967	2186	2405	
6580.04 - 6583.36	433	652	871	1090	1309	1528	1747	1966	2185	2404	
6583.37 - 6586.69	432	651	870	1089	1308	1527	1746	1965	2184	2403	
6586.70 - 6590.03	431	650	869	1088	1307	1526	1745	1964	2183	2402	
6590.04 - 6593.36	430	649	868	1087	1306	1525	1744	1963	2182	2401	
6593.37 - 6596.69	429	648	867	1086	1305	1524	1743	1962	2181	2400	
6596.70 - 6600.03	428	647	866	1085	1304	1523	1742	1961	2180	2399	
6600.04 - 6603.36	427	646	865	1084	1303	1522	1741	1960	2179	2398	
6603.37 - 6606.69	426	645	864	1083	1302	1521	1740	1959	2178	2397	
6606.70 - 6610.03	425	644	863	1082	1301	1520	1739	1958	2177	2396	
6610.04 - 6613.36	424	643	862	1081	1300	1519	1738	1957	2176	2395	
6613.37 - 6616.69	423	642	861	1080	1299	1518	1737	1956	2175	2394	
6616.70 - 6620.03	422	641	860	1079	1298	1517	1736	1955	2174	2393	
6620.04 - 6623.36	421	640	859	1078	1297	1516	1735	1954	2173	2392	
6623.37 - 6626.69	420	639	858	1077	1296	1515	1734	1953	2172	2391	
6626.70 - 6630.03	419	638	857	1076	1295	1514	1733	1952	2171	2390	
6630.04 - 6633.36	418	637	856	1075	1294	1513	1732	1951	2170	2389	
6633.37 - 6636.69	417	636	855	1074	1293	1512	1731	1950	2169	2388	
6636.70 - 6640.03	416	635	854	1073	1292	1511	1730	1949	2168	2387	
6640.04 - 6643.36	415	634	853	1072	1291	1510	1729	1948	2167	2386	
6643.37 - 6646.69	414	633	852	1071	1290	1509	1728	1947	2166	2385	
6646.70 - 6650.03	413	632	851	1070	1289	1508	1727	1946	2165	2384	
6650.04 - 6653.36	412	631	850	1069	1288	1507	1726	1945	2164	2383	
6653.37 - 6656.69	411	630	849	1068	1287	1506	1725	1944	2163	2382	
6656.70 - 6660.03	410	629	848	1067	1286	1505	1724	1943	2162	2381	
6660.04 - 6663.36	409	628	847	1066	1285	1504	1723	1942	2161	2380	
6663.37 - 6666.69	408	627	846	1065	1284	1503	1722	1941	2160	2379	
6666.70 - 6670.03	407	626	845	1064	1283	1502	1721	1940	2159	2378	
6670.04 - 6673.36	406	625	844	1063	1282	1501	1720	1939	2158	2377	
6673.37 - 6676.69	405	624	843	1062	1281	1500	1719	1938	2157	2376	
6676.70 - 6680.03	404	623	842	1061	1280	1499	1718	1937	2156	2375	

**Basis of Issuance  
October 1, 2023**

Reduction Amt: 30%

Monthly Net Income	----- Coupon / EBT Allotments by Household Size -----										
	Number of Persons in the Household										
	11 Persons	12 Persons	13 Persons	14 Persons	15 Persons	16 Persons	17 Persons	18 Persons	19 Persons	20 Persons	
6680.04 - 6683.36	403	622	841	1060	1279	1498	1717	1936	2155	2374	
6683.37 - 6686.69	402	621	840	1059	1278	1497	1716	1935	2154	2373	
6686.70 - 6690.03	401	620	839	1058	1277	1496	1715	1934	2153	2372	
6690.04 - 6693.36	400	619	838	1057	1276	1495	1714	1933	2152	2371	
6693.37 - 6696.69	399	618	837	1056	1275	1494	1713	1932	2151	2370	
6696.70 - 6700.03	398	617	836	1055	1274	1493	1712	1931	2150	2369	
6700.04 - 6703.36	397	616	835	1054	1273	1492	1711	1930	2149	2368	
6703.37 - 6706.69	396	615	834	1053	1272	1491	1710	1929	2148	2367	
6706.70 - 6710.03	395	614	833	1052	1271	1490	1709	1928	2147	2366	
6710.04 - 6713.36	394	613	832	1051	1270	1489	1708	1927	2146	2365	
6713.37 - 6716.69	393	612	831	1050	1269	1488	1707	1926	2145	2364	
6716.70 - 6720.03	392	611	830	1049	1268	1487	1706	1925	2144	2363	
6720.04 - 6723.36	391	610	829	1048	1267	1486	1705	1924	2143	2362	
6723.37 - 6726.69	390	609	828	1047	1266	1485	1704	1923	2142	2361	
6726.70 - 6730.03	389	608	827	1046	1265	1484	1703	1922	2141	2360	
6730.04 - 6733.36	388	607	826	1045	1264	1483	1702	1921	2140	2359	
6733.37 - 6736.69	387	606	825	1044	1263	1482	1701	1920	2139	2358	
6736.70 - 6740.03	386	605	824	1043	1262	1481	1700	1919	2138	2357	
6740.04 - 6743.36	385	604	823	1042	1261	1480	1699	1918	2137	2356	
6743.37 - 6746.69	384	603	822	1041	1260	1479	1698	1917	2136	2355	
6746.70 - 6750.03	383	602	821	1040	1259	1478	1697	1916	2135	2354	
6750.04 - 6753.36	382	601	820	1039	1258	1477	1696	1915	2134	2353	
6753.37 - 6756.69	381	600	819	1038	1257	1476	1695	1914	2133	2352	
6756.70 - 6760.03	380	599	818	1037	1256	1475	1694	1913	2132	2351	
6760.04 - 6763.36	379	598	817	1036	1255	1474	1693	1912	2131	2350	
6763.37 - 6766.69	378	597	816	1035	1254	1473	1692	1911	2130	2349	
6766.70 - 6770.03	377	596	815	1034	1253	1472	1691	1910	2129	2348	
6770.04 - 6773.36	376	595	814	1033	1252	1471	1690	1909	2128	2347	
6773.37 - 6776.69	375	594	813	1032	1251	1470	1689	1908	2127	2346	
6776.70 - 6780.03	374	593	812	1031	1250	1469	1688	1907	2126	2345	
6780.04 - 6783.36	373	592	811	1030	1249	1468	1687	1906	2125	2344	

**Basis of Issuance  
 October 1, 2023**

Reduction Amt: 30%

Monthly Net Income	----- Coupon / EBT Allotments by Household Size -----										
	Number of Persons in the Household										
	11 Persons	12 Persons	13 Persons	14 Persons	15 Persons	16 Persons	17 Persons	18 Persons	19 Persons	20 Persons	
6783.37 - 6786.69	372	591	810	1029	1248	1467	1686	1905	2124	2343	
6786.70 - 6790.03	371	590	809	1028	1247	1466	1685	1904	2123	2342	
6790.04 - 6793.36	370	589	808	1027	1246	1465	1684	1903	2122	2341	
6793.37 - 6796.69	369	588	807	1026	1245	1464	1683	1902	2121	2340	
6796.70 - 6800.03	368	587	806	1025	1244	1463	1682	1901	2120	2339	
6800.04 - 6803.36	367	586	805	1024	1243	1462	1681	1900	2119	2338	
6803.37 - 6806.69	366	585	804	1023	1242	1461	1680	1899	2118	2337	
6806.70 - 6810.03	365	584	803	1022	1241	1460	1679	1898	2117	2336	
6810.04 - 6813.36	364	583	802	1021	1240	1459	1678	1897	2116	2335	
6813.37 - 6816.69	363	582	801	1020	1239	1458	1677	1896	2115	2334	
6816.70 - 6820.03	362	581	800	1019	1238	1457	1676	1895	2114	2333	
6820.04 - 6823.36	361	580	799	1018	1237	1456	1675	1894	2113	2332	
6823.37 - 6826.69	360	579	798	1017	1236	1455	1674	1893	2112	2331	
6826.70 - 6830.03	359	578	797	1016	1235	1454	1673	1892	2111	2330	
6830.04 - 6833.36	358	577	796	1015	1234	1453	1672	1891	2110	2329	
6833.37 - 6836.69	357	576	795	1014	1233	1452	1671	1890	2109	2328	
6836.70 - 6840.03	356	575	794	1013	1232	1451	1670	1889	2108	2327	
6840.04 - 6843.36	355	574	793	1012	1231	1450	1669	1888	2107	2326	
6843.37 - 6846.69	354	573	792	1011	1230	1449	1668	1887	2106	2325	
6846.70 - 6850.03	353	572	791	1010	1229	1448	1667	1886	2105	2324	
6850.04 - 6853.36	352	571	790	1009	1228	1447	1666	1885	2104	2323	
6853.37 - 6856.69	351	570	789	1008	1227	1446	1665	1884	2103	2322	
6856.70 - 6860.03	350	569	788	1007	1226	1445	1664	1883	2102	2321	
6860.04 - 6863.36	349	568	787	1006	1225	1444	1663	1882	2101	2320	
6863.37 - 6866.69	348	567	786	1005	1224	1443	1662	1881	2100	2319	
6866.70 - 6870.03	347	566	785	1004	1223	1442	1661	1880	2099	2318	
6870.04 - 6873.36	346	565	784	1003	1222	1441	1660	1879	2098	2317	
6873.37 - 6876.69	345	564	783	1002	1221	1440	1659	1878	2097	2316	
6876.70 - 6880.03	344	563	782	1001	1220	1439	1658	1877	2096	2315	
6880.04 - 6883.36	343	562	781	1000	1219	1438	1657	1876	2095	2314	
6883.37 - 6886.69	342	561	780	999	1218	1437	1656	1875	2094	2313	

**Basis of Issuance  
 October 1, 2023**

Reduction Amt: 30%

Monthly Net Income	----- Coupon / EBT Allotments by Household Size -----										
	Number of Persons in the Household										
	11 Persons	12 Persons	13 Persons	14 Persons	15 Persons	16 Persons	17 Persons	18 Persons	19 Persons	20 Persons	
6886.70 - 6890.03	341	560	779	998	1217	1436	1655	1874	2093	2312	
6890.04 - 6893.36	340	559	778	997	1216	1435	1654	1873	2092	2311	
6893.37 - 6896.69	339	558	777	996	1215	1434	1653	1872	2091	2310	
6896.70 - 6900.03	338	557	776	995	1214	1433	1652	1871	2090	2309	
6900.04 - 6903.36	337	556	775	994	1213	1432	1651	1870	2089	2308	
6903.37 - 6906.69	336	555	774	993	1212	1431	1650	1869	2088	2307	
6906.70 - 6910.03	335	554	773	992	1211	1430	1649	1868	2087	2306	
6910.04 - 6913.36	334	553	772	991	1210	1429	1648	1867	2086	2305	
6913.37 - 6916.69	333	552	771	990	1209	1428	1647	1866	2085	2304	
6916.70 - 6920.03	332	551	770	989	1208	1427	1646	1865	2084	2303	
6920.04 - 6923.36	331	550	769	988	1207	1426	1645	1864	2083	2302	
6923.37 - 6926.69	330	549	768	987	1206	1425	1644	1863	2082	2301	
6926.70 - 6930.03	329	548	767	986	1205	1424	1643	1862	2081	2300	
6930.04 - 6933.36	328	547	766	985	1204	1423	1642	1861	2080	2299	
6933.37 - 6936.69	327	546	765	984	1203	1422	1641	1860	2079	2298	
6936.70 - 6940.03	326	545	764	983	1202	1421	1640	1859	2078	2297	
6940.04 - 6943.36	325	544	763	982	1201	1420	1639	1858	2077	2296	
6943.37 - 6946.69	324	543	762	981	1200	1419	1638	1857	2076	2295	
6946.70 - 6950.03	323	542	761	980	1199	1418	1637	1856	2075	2294	
6950.04 - 6953.36	322	541	760	979	1198	1417	1636	1855	2074	2293	
6953.37 - 6956.69	321	540	759	978	1197	1416	1635	1854	2073	2292	
6956.70 - 6960.03	320	539	758	977	1196	1415	1634	1853	2072	2291	
6960.04 - 6963.36	319	538	757	976	1195	1414	1633	1852	2071	2290	
6963.37 - 6966.69	318	537	756	975	1194	1413	1632	1851	2070	2289	
6966.70 - 6970.03	317	536	755	974	1193	1412	1631	1850	2069	2288	
6970.04 - 6973.36	316	535	754	973	1192	1411	1630	1849	2068	2287	
6973.37 - 6976.69	315	534	753	972	1191	1410	1629	1848	2067	2286	
6976.70 - 6980.03	314	533	752	971	1190	1409	1628	1847	2066	2285	
6980.04 - 6983.36	313	532	751	970	1189	1408	1627	1846	2065	2284	
6983.37 - 6986.69	312	531	750	969	1188	1407	1626	1845	2064	2283	
6986.70 - 6990.03	311	530	749	968	1187	1406	1625	1844	2063	2282	



**Basis of Issuance  
 October 1, 2023**

Reduction Amt: 30%

Monthly Net Income	----- Coupon / EBT Allotments by Household Size -----									
	Number of Persons in the Household									
	11 Persons	12 Persons	13 Persons	14 Persons	15 Persons	16 Persons	17 Persons	18 Persons	19 Persons	20 Persons
6990.04 - 6993.36	310	529	748	967	1186	1405	1624	1843	2062	2281
6993.37 - 6996.69	309	528	747	966	1185	1404	1623	1842	2061	2280
6996.70 - 7000.03	308	527	746	965	1184	1403	1622	1841	2060	2279
7000.04 - 7003.36	307	526	745	964	1183	1402	1621	1840	2059	2278
7003.37 - 7006.69	306	525	744	963	1182	1401	1620	1839	2058	2277
7006.70 - 7010.03	305	524	743	962	1181	1400	1619	1838	2057	2276
7010.04 - 7013.36	304	523	742	961	1180	1399	1618	1837	2056	2275
7013.37 - 7016.69	303	522	741	960	1179	1398	1617	1836	2055	2274
7016.70 - 7020.03	302	521	740	959	1178	1397	1616	1835	2054	2273
7020.04 - 7023.36	301	520	739	958	1177	1396	1615	1834	2053	2272
7023.37 - 7026.69	300	519	738	957	1176	1395	1614	1833	2052	2271
7026.70 - 7030.03	299	518	737	956	1175	1394	1613	1832	2051	2270
7030.04 - 7033.36	298	517	736	955	1174	1393	1612	1831	2050	2269
7033.37 - 7036.69	297	516	735	954	1173	1392	1611	1830	2049	2268
7036.70 - 7040.03	296	515	734	953	1172	1391	1610	1829	2048	2267
7040.04 - 7043.36	295	514	733	952	1171	1390	1609	1828	2047	2266
7043.37 - 7046.69	294	513	732	951	1170	1389	1608	1827	2046	2265
7046.70 - 7050.03	293	512	731	950	1169	1388	1607	1826	2045	2264
7050.04 - 7053.36	292	511	730	949	1168	1387	1606	1825	2044	2263
7053.37 - 7056.69	291	510	729	948	1167	1386	1605	1824	2043	2262
7056.70 - 7060.03	290	509	728	947	1166	1385	1604	1823	2042	2261
7060.04 - 7063.36	289	508	727	946	1165	1384	1603	1822	2041	2260
7063.37 - 7066.69	288	507	726	945	1164	1383	1602	1821	2040	2259
7066.70 - 7070.03	287	506	725	944	1163	1382	1601	1820	2039	2258
7070.04 - 7073.36	286	505	724	943	1162	1381	1600	1819	2038	2257
7073.37 - 7076.69	285	504	723	942	1161	1380	1599	1818	2037	2256
7076.70 - 7080.03	284	503	722	941	1160	1379	1598	1817	2036	2255
7080.04 - 7083.36	283	502	721	940	1159	1378	1597	1816	2035	2254
7083.37 - 7086.69	282	501	720	939	1158	1377	1596	1815	2034	2253
7086.70 - 7090.03	281	500	719	938	1157	1376	1595	1814	2033	2252

**Basis of Issuance  
 October 1, 2023**

Reduction Amt: 30%

Monthly Net Income	----- Coupon / EBT Allotments by Household Size -----										
	Number of Persons in the Household										
	11 Persons	12 Persons	13 Persons	14 Persons	15 Persons	16 Persons	17 Persons	18 Persons	19 Persons	20 Persons	
7090.04 - 7093.36	280	499	718	937	1156	1375	1594	1813	2032	2251	
7093.37 - 7096.69	279	498	717	936	1155	1374	1593	1812	2031	2250	
7096.70 - 7100.03	278	497	716	935	1154	1373	1592	1811	2030	2249	
7100.04 - 7103.36	277	496	715	934	1153	1372	1591	1810	2029	2248	
7103.37 - 7106.69	276	495	714	933	1152	1371	1590	1809	2028	2247	
7106.70 - 7110.03	275	494	713	932	1151	1370	1589	1808	2027	2246	
7110.04 - 7113.36	274	493	712	931	1150	1369	1588	1807	2026	2245	
7113.37 - 7116.69	273	492	711	930	1149	1368	1587	1806	2025	2244	
7116.70 - 7120.03	272	491	710	929	1148	1367	1586	1805	2024	2243	
7120.04 - 7123.36	271	490	709	928	1147	1366	1585	1804	2023	2242	
7123.37 - 7126.69	270	489	708	927	1146	1365	1584	1803	2022	2241	
7126.70 - 7130.03	269	488	707	926	1145	1364	1583	1802	2021	2240	
7130.04 - 7133.36	268	487	706	925	1144	1363	1582	1801	2020	2239	
7133.37 - 7136.69	267	486	705	924	1143	1362	1581	1800	2019	2238	
7136.70 - 7140.03	266	485	704	923	1142	1361	1580	1799	2018	2237	
7140.04 - 7143.36	265	484	703	922	1141	1360	1579	1798	2017	2236	
7143.37 - 7146.69	264	483	702	921	1140	1359	1578	1797	2016	2235	
7146.70 - 7150.03	263	482	701	920	1139	1358	1577	1796	2015	2234	
7150.04 - 7153.36	262	481	700	919	1138	1357	1576	1795	2014	2233	
7153.37 - 7156.69	261	480	699	918	1137	1356	1575	1794	2013	2232	
7156.70 - 7160.03	260	479	698	917	1136	1355	1574	1793	2012	2231	
7160.04 - 7163.36	259	478	697	916	1135	1354	1573	1792	2011	2230	
7163.37 - 7166.69	258	477	696	915	1134	1353	1572	1791	2010	2229	
7166.70 - 7170.03	257	476	695	914	1133	1352	1571	1790	2009	2228	
7170.04 - 7173.36	256	475	694	913	1132	1351	1570	1789	2008	2227	
7173.37 - 7176.69	255	474	693	912	1131	1350	1569	1788	2007	2226	
7176.70 - 7180.03	254	473	692	911	1130	1349	1568	1787	2006	2225	
7180.04 - 7183.36	253	472	691	910	1129	1348	1567	1786	2005	2224	
7183.37 - 7186.69	252	471	690	909	1128	1347	1566	1785	2004	2223	
7186.70 - 7190.03	251	470	689	908	1127	1346	1565	1784	2003	2222	
7190.04 - 7193.36	250	469	688	907	1126	1345	1564	1783	2002	2221	

**Basis of Issuance  
October 1, 2023**

Reduction Amt: 30%

Monthly Net Income	----- Coupon / EBT Allotments by Household Size -----										
	Number of Persons in the Household										
	11 Persons	12 Persons	13 Persons	14 Persons	15 Persons	16 Persons	17 Persons	18 Persons	19 Persons	20 Persons	
7193.37 - 7196.69	249	468	687	906	1125	1344	1563	1782	2001	2220	
7196.70 - 7200.03	248	467	686	905	1124	1343	1562	1781	2000	2219	
7200.04 - 7203.36	247	466	685	904	1123	1342	1561	1780	1999	2218	
7203.37 - 7206.69	246	465	684	903	1122	1341	1560	1779	1998	2217	
7206.70 - 7210.03	245	464	683	902	1121	1340	1559	1778	1997	2216	
7210.04 - 7213.36	244	463	682	901	1120	1339	1558	1777	1996	2215	
7213.37 - 7216.69	243	462	681	900	1119	1338	1557	1776	1995	2214	
7216.70 - 7220.03	242	461	680	899	1118	1337	1556	1775	1994	2213	
7220.04 - 7223.36	241	460	679	898	1117	1336	1555	1774	1993	2212	
7223.37 - 7226.69	240	459	678	897	1116	1335	1554	1773	1992	2211	
7226.70 - 7230.03	239	458	677	896	1115	1334	1553	1772	1991	2210	
7230.04 - 7233.36	238	457	676	895	1114	1333	1552	1771	1990	2209	
7233.37 - 7236.69	237	456	675	894	1113	1332	1551	1770	1989	2208	
7236.70 - 7240.03	236	455	674	893	1112	1331	1550	1769	1988	2207	
7240.04 - 7243.36	235	454	673	892	1111	1330	1549	1768	1987	2206	
7243.37 - 7246.69	234	453	672	891	1110	1329	1548	1767	1986	2205	
7246.70 - 7250.03	233	452	671	890	1109	1328	1547	1766	1985	2204	
7250.04 - 7253.36	232	451	670	889	1108	1327	1546	1765	1984	2203	
7253.37 - 7256.69	231	450	669	888	1107	1326	1545	1764	1983	2202	
7256.70 - 7260.03	230	449	668	887	1106	1325	1544	1763	1982	2201	
7260.04 - 7263.36	229	448	667	886	1105	1324	1543	1762	1981	2200	
7263.37 - 7266.69	228	447	666	885	1104	1323	1542	1761	1980	2199	
7266.70 - 7270.03	227	446	665	884	1103	1322	1541	1760	1979	2198	
7270.04 - 7273.36	226	445	664	883	1102	1321	1540	1759	1978	2197	
7273.37 - 7276.69	225	444	663	882	1101	1320	1539	1758	1977	2196	
7276.70 - 7280.03	224	443	662	881	1100	1319	1538	1757	1976	2195	
7280.04 - 7283.36	223	442	661	880	1099	1318	1537	1756	1975	2194	
7283.37 - 7286.69	222	441	660	879	1098	1317	1536	1755	1974	2193	
7286.70 - 7290.03	221	440	659	878	1097	1316	1535	1754	1973	2192	
7290.04 - 7293.36	220	439	658	877	1096	1315	1534	1753	1972	2191	
7293.37 - 7296.69	219	438	657	876	1095	1314	1533	1752	1971	2190	

**Basis of Issuance  
 October 1, 2023**

Reduction Amt: 30%

Monthly Net Income	----- Coupon / EBT Allotments by Household Size -----										
	Number of Persons in the Household										
	11 Persons	12 Persons	13 Persons	14 Persons	15 Persons	16 Persons	17 Persons	18 Persons	19 Persons	20 Persons	
7296.70 - 7300.03	218	437	656	875	1094	1313	1532	1751	1970	2189	
7300.04 - 7303.36	217	436	655	874	1093	1312	1531	1750	1969	2188	
7303.37 - 7306.69	216	435	654	873	1092	1311	1530	1749	1968	2187	
7306.70 - 7310.03	215	434	653	872	1091	1310	1529	1748	1967	2186	
7310.04 - 7313.36	214	433	652	871	1090	1309	1528	1747	1966	2185	
7313.37 - 7316.69	213	432	651	870	1089	1308	1527	1746	1965	2184	
7316.70 - 7320.03	212	431	650	869	1088	1307	1526	1745	1964	2183	
7320.04 - 7323.36	211	430	649	868	1087	1306	1525	1744	1963	2182	
7323.37 - 7326.69	210	429	648	867	1086	1305	1524	1743	1962	2181	
7326.70 - 7330.03	209	428	647	866	1085	1304	1523	1742	1961	2180	
7330.04 - 7333.36	208	427	646	865	1084	1303	1522	1741	1960	2179	
7333.37 - 7336.69	207	426	645	864	1083	1302	1521	1740	1959	2178	
7336.70 - 7340.03	206	425	644	863	1082	1301	1520	1739	1958	2177	
7340.04 - 7343.36	205	424	643	862	1081	1300	1519	1738	1957	2176	
7343.37 - 7346.69	204	423	642	861	1080	1299	1518	1737	1956	2175	
7346.70 - 7350.03	203	422	641	860	1079	1298	1517	1736	1955	2174	
7350.04 - 7353.36	202	421	640	859	1078	1297	1516	1735	1954	2173	
7353.37 - 7356.69	201	420	639	858	1077	1296	1515	1734	1953	2172	
7356.70 - 7360.03	200	419	638	857	1076	1295	1514	1733	1952	2171	
7360.04 - 7363.36	199	418	637	856	1075	1294	1513	1732	1951	2170	
7363.37 - 7366.69	198	417	636	855	1074	1293	1512	1731	1950	2169	
7366.70 - 7370.03	197	416	635	854	1073	1292	1511	1730	1949	2168	
7370.04 - 7373.36	196	415	634	853	1072	1291	1510	1729	1948	2167	
7373.37 - 7376.69	195	414	633	852	1071	1290	1509	1728	1947	2166	
7376.70 - 7380.03	194	413	632	851	1070	1289	1508	1727	1946	2165	
7380.04 - 7383.36	193	412	631	850	1069	1288	1507	1726	1945	2164	
7383.37 - 7386.69	192	411	630	849	1068	1287	1506	1725	1944	2163	
7386.70 - 7390.03	191	410	629	848	1067	1286	1505	1724	1943	2162	
7390.04 - 7393.36	190	409	628	847	1066	1285	1504	1723	1942	2161	
7393.37 - 7396.69	189	408	627	846	1065	1284	1503	1722	1941	2160	
7396.70 - 7400.03	188	407	626	845	1064	1283	1502	1721	1940	2159	

**Basis of Issuance  
 October 1, 2023**

Reduction Amt: 30%

Monthly Net Income	----- Coupon / EBT Allotments by Household Size -----										
	Number of Persons in the Household										
	11 Persons	12 Persons	13 Persons	14 Persons	15 Persons	16 Persons	17 Persons	18 Persons	19 Persons	20 Persons	
7400.04 - 7403.36	187	406	625	844	1063	1282	1501	1720	1939	2158	
7403.37 - 7406.69	186	405	624	843	1062	1281	1500	1719	1938	2157	
7406.70 - 7410.03	185	404	623	842	1061	1280	1499	1718	1937	2156	
7410.04 - 7413.36	184	403	622	841	1060	1279	1498	1717	1936	2155	
7413.37 - 7416.69	183	402	621	840	1059	1278	1497	1716	1935	2154	
7416.70 - 7420.03	182	401	620	839	1058	1277	1496	1715	1934	2153	
7420.04 - 7423.36	181	400	619	838	1057	1276	1495	1714	1933	2152	
7423.37 - 7426.69	180	399	618	837	1056	1275	1494	1713	1932	2151	
7426.70 - 7430.03	179	398	617	836	1055	1274	1493	1712	1931	2150	
7430.04 - 7433.36	178	397	616	835	1054	1273	1492	1711	1930	2149	
7433.37 - 7436.69	177	396	615	834	1053	1272	1491	1710	1929	2148	
7436.70 - 7440.03	176	395	614	833	1052	1271	1490	1709	1928	2147	
7440.04 - 7443.36	175	394	613	832	1051	1270	1489	1708	1927	2146	
7443.37 - 7446.69	174	393	612	831	1050	1269	1488	1707	1926	2145	
7446.70 - 7450.03	173	392	611	830	1049	1268	1487	1706	1925	2144	
7450.04 - 7453.36	172	391	610	829	1048	1267	1486	1705	1924	2143	
7453.37 - 7456.69	171	390	609	828	1047	1266	1485	1704	1923	2142	
7456.70 - 7460.03	170	389	608	827	1046	1265	1484	1703	1922	2141	
7460.04 - 7463.36	169	388	607	826	1045	1264	1483	1702	1921	2140	
7463.37 - 7466.69	168	387	606	825	1044	1263	1482	1701	1920	2139	
7466.70 - 7470.03	167	386	605	824	1043	1262	1481	1700	1919	2138	
7470.04 - 7473.36	166	385	604	823	1042	1261	1480	1699	1918	2137	
7473.37 - 7476.69	165	384	603	822	1041	1260	1479	1698	1917	2136	
7476.70 - 7480.03	164	383	602	821	1040	1259	1478	1697	1916	2135	
7480.04 - 7483.36	163	382	601	820	1039	1258	1477	1696	1915	2134	
7483.37 - 7486.69	162	381	600	819	1038	1257	1476	1695	1914	2133	
7486.70 - 7490.03	161	380	599	818	1037	1256	1475	1694	1913	2132	
7490.04 - 7493.36	160	379	598	817	1036	1255	1474	1693	1912	2131	
7493.37 - 7496.69	159	378	597	816	1035	1254	1473	1692	1911	2130	
7496.70 - 7500.03	158	377	596	815	1034	1253	1472	1691	1910	2129	
7500.04 - 7503.36	157	376	595	814	1033	1252	1471	1690	1909	2128	

**Basis of Issuance  
 October 1, 2023**

Reduction Amt: 30%

Monthly Net Income	----- Coupon / EBT Allotments by Household Size -----										
	Number of Persons in the Household										
	11 Persons	12 Persons	13 Persons	14 Persons	15 Persons	16 Persons	17 Persons	18 Persons	19 Persons	20 Persons	
7503.37 - 7506.69	156	375	594	813	1032	1251	1470	1689	1908	2127	
7506.70 - 7510.03	155	374	593	812	1031	1250	1469	1688	1907	2126	
7510.04 - 7513.36	154	373	592	811	1030	1249	1468	1687	1906	2125	
7513.37 - 7516.69	153	372	591	810	1029	1248	1467	1686	1905	2124	
7516.70 - 7520.03	152	371	590	809	1028	1247	1466	1685	1904	2123	
7520.04 - 7523.36	151	370	589	808	1027	1246	1465	1684	1903	2122	
7523.37 - 7526.69	150	369	588	807	1026	1245	1464	1683	1902	2121	
7526.70 - 7530.03	149	368	587	806	1025	1244	1463	1682	1901	2120	
7530.04 - 7533.36	148	367	586	805	1024	1243	1462	1681	1900	2119	
7533.37 - 7536.69	147	366	585	804	1023	1242	1461	1680	1899	2118	
7536.70 - 7540.03	146	365	584	803	1022	1241	1460	1679	1898	2117	
7540.04 - 7543.36	145	364	583	802	1021	1240	1459	1678	1897	2116	
7543.37 - 7546.69	144	363	582	801	1020	1239	1458	1677	1896	2115	
7546.70 - 7550.03	143	362	581	800	1019	1238	1457	1676	1895	2114	
7550.04 - 7553.36	142	361	580	799	1018	1237	1456	1675	1894	2113	
7553.37 - 7556.69	141	360	579	798	1017	1236	1455	1674	1893	2112	
7556.70 - 7560.03	140	359	578	797	1016	1235	1454	1673	1892	2111	
7560.04 - 7563.36	139	358	577	796	1015	1234	1453	1672	1891	2110	
7563.37 - 7566.69	138	357	576	795	1014	1233	1452	1671	1890	2109	
7566.70 - 7570.03	137	356	575	794	1013	1232	1451	1670	1889	2108	
7570.04 - 7573.36	136	355	574	793	1012	1231	1450	1669	1888	2107	
7573.37 - 7576.69	135	354	573	792	1011	1230	1449	1668	1887	2106	
7576.70 - 7580.03	134	353	572	791	1010	1229	1448	1667	1886	2105	
7580.04 - 7583.36	133	352	571	790	1009	1228	1447	1666	1885	2104	
7583.37 - 7586.69	132	351	570	789	1008	1227	1446	1665	1884	2103	
7586.70 - 7590.03	131	350	569	788	1007	1226	1445	1664	1883	2102	
7590.04 - 7593.36	130	349	568	787	1006	1225	1444	1663	1882	2101	
7593.37 - 7596.69	129	348	567	786	1005	1224	1443	1662	1881	2100	
7596.70 - 7600.03	128	347	566	785	1004	1223	1442	1661	1880	2099	
7600.04 - 7603.36	127	346	565	784	1003	1222	1441	1660	1879	2098	
7603.37 - 7606.69	126	345	564	783	1002	1221	1440	1659	1878	2097	

**Basis of Issuance  
 October 1, 2023**

Reduction Amt: 30%

Monthly Net Income	----- Coupon / EBT Allotments by Household Size -----										
	Number of Persons in the Household										
	11 Persons	12 Persons	13 Persons	14 Persons	15 Persons	16 Persons	17 Persons	18 Persons	19 Persons	20 Persons	
7606.70 - 7610.03	125	344	563	782	1001	1220	1439	1658	1877	2096	
7610.04 - 7613.36	124	343	562	781	1000	1219	1438	1657	1876	2095	
7613.37 - 7616.69	123	342	561	780	999	1218	1437	1656	1875	2094	
7616.70 - 7620.03	122	341	560	779	998	1217	1436	1655	1874	2093	
7620.04 - 7623.36	121	340	559	778	997	1216	1435	1654	1873	2092	
7623.37 - 7626.69	120	339	558	777	996	1215	1434	1653	1872	2091	
7626.70 - 7630.03	119	338	557	776	995	1214	1433	1652	1871	2090	
7630.04 - 7633.36	118	337	556	775	994	1213	1432	1651	1870	2089	
7633.37 - 7636.69	117	336	555	774	993	1212	1431	1650	1869	2088	
7636.70 - 7640.03	116	335	554	773	992	1211	1430	1649	1868	2087	
7640.04 - 7643.36	115	334	553	772	991	1210	1429	1648	1867	2086	
7643.37 - 7646.69	114	333	552	771	990	1209	1428	1647	1866	2085	
7646.70 - 7650.03	113	332	551	770	989	1208	1427	1646	1865	2084	
7650.04 - 7653.36	112	331	550	769	988	1207	1426	1645	1864	2083	
7653.37 - 7656.69	111	330	549	768	987	1206	1425	1644	1863	2082	
7656.70 - 7660.03	110	329	548	767	986	1205	1424	1643	1862	2081	
7660.04 - 7663.36	109	328	547	766	985	1204	1423	1642	1861	2080	
7663.37 - 7666.69	108	327	546	765	984	1203	1422	1641	1860	2079	
7666.70 - 7670.03	107	326	545	764	983	1202	1421	1640	1859	2078	
7670.04 - 7673.36	106	325	544	763	982	1201	1420	1639	1858	2077	
7673.37 - 7676.69	105	324	543	762	981	1200	1419	1638	1857	2076	
7676.70 - 7680.03	104	323	542	761	980	1199	1418	1637	1856	2075	
7680.04 - 7683.36	103	322	541	760	979	1198	1417	1636	1855	2074	
7683.37 - 7686.69	102	321	540	759	978	1197	1416	1635	1854	2073	
7686.70 - 7690.03	101	320	539	758	977	1196	1415	1634	1853	2072	
7690.04 - 7693.36	100	319	538	757	976	1195	1414	1633	1852	2071	
7693.37 - 7696.69	99	318	537	756	975	1194	1413	1632	1851	2070	
7696.70 - 7700.03	98	317	536	755	974	1193	1412	1631	1850	2069	
7700.04 - 7703.36	97	316	535	754	973	1192	1411	1630	1849	2068	
7703.37 - 7706.69	96	315	534	753	972	1191	1410	1629	1848	2067	
7706.70 - 7710.03	95	314	533	752	971	1190	1409	1628	1847	2066	

SAMPLE

**Basis of Issuance  
October 1, 2023**

Reduction Amt: 30%

Monthly Net Income	----- Coupon / EBT Allotments by Household Size -----									
	Number of Persons in the Household									
	11 Persons	12 Persons	13 Persons	14 Persons	15 Persons	16 Persons	17 Persons	18 Persons	19 Persons	20 Persons
7710.04 - 7713.36	94	313	532	751	970	1189	1408	1627	1846	2065
7713.37 - 7716.69	93	312	531	750	969	1188	1407	1626	1845	2064
7716.70 - 7720.03	92	311	530	749	968	1187	1406	1625	1844	2063
7720.04 - 7723.36	91	310	529	748	967	1186	1405	1624	1843	2062
7723.37 - 7726.69	90	309	528	747	966	1185	1404	1623	1842	2061
7726.70 - 7730.03	89	308	527	746	965	1184	1403	1622	1841	2060
7730.04 - 7733.36	88	307	526	745	964	1183	1402	1621	1840	2059
7733.37 - 7736.69	87	306	525	744	963	1182	1401	1620	1839	2058
7736.70 - 7740.03	86	305	524	743	962	1181	1400	1619	1838	2057
7740.04 - 7743.36	85	304	523	742	961	1180	1399	1618	1837	2056
7743.37 - 7746.69	84	303	522	741	960	1179	1398	1617	1836	2055
7746.70 - 7750.03	83	302	521	740	959	1178	1397	1616	1835	2054
7750.04 - 7753.36	82	301	520	739	958	1177	1396	1615	1834	2053
7753.37 - 7756.69	81	300	519	738	957	1176	1395	1614	1833	2052
7756.70 - 7760.03	80	299	518	737	956	1175	1394	1613	1832	2051
7760.04 - 7763.36	79	298	517	736	955	1174	1393	1612	1831	2050
7763.37 - 7766.69	78	297	516	735	954	1173	1392	1611	1830	2049
7766.70 - 7770.03	77	296	515	734	953	1172	1391	1610	1829	2048
7770.04 - 7773.36	76	295	514	733	952	1171	1390	1609	1828	2047
7773.37 - 7776.69	75	294	513	732	951	1170	1389	1608	1827	2046
7776.70 - 7780.03	74	293	512	731	950	1169	1388	1607	1826	2045
7780.04 - 7783.36	73	292	511	730	949	1168	1387	1606	1825	2044
7783.37 - 7786.69	72	291	510	729	948	1167	1386	1605	1824	2043
7786.70 - 7790.03	71	290	509	728	947	1166	1385	1604	1823	2042
7790.04 - 7793.36	70	289	508	727	946	1165	1384	1603	1822	2041
7793.37 - 7796.69	69	288	507	726	945	1164	1383	1602	1821	2040
7796.70 - 7800.03	68	287	506	725	944	1163	1382	1601	1820	2039
7800.04 - 7803.36	67	286	505	724	943	1162	1381	1600	1819	2038
7803.37 - 7806.69	66	285	504	723	942	1161	1380	1599	1818	2037
7806.70 - 7810.03	65	284	503	722	941	1160	1379	1598	1817	2036



**Basis of Issuance  
October 1, 2023**

Reduction Amt: 30%

Monthly Net Income	----- Coupon / EBT Allotments by Household Size -----										
	Number of Persons in the Household										
	11 Persons	12 Persons	13 Persons	14 Persons	15 Persons	16 Persons	17 Persons	18 Persons	19 Persons	20 Persons	
7810.04 - 7813.36	64	283	502	721	940	1159	1378	1597	1816	2035	
7813.37 - 7816.69	63	282	501	720	939	1158	1377	1596	1815	2034	
7816.70 - 7820.03	62	281	500	719	938	1157	1376	1595	1814	2033	
7820.04 - 7823.36	61	280	499	718	937	1156	1375	1594	1813	2032	
7823.37 - 7826.69	60	279	498	717	936	1155	1374	1593	1812	2031	
7826.70 - 7830.03	59	278	497	716	935	1154	1373	1592	1811	2030	
7830.04 - 7833.36	58	277	496	715	934	1153	1372	1591	1810	2029	
7833.37 - 7836.69	57	276	495	714	933	1152	1371	1590	1809	2028	
7836.70 - 7840.03	56	275	494	713	932	1151	1370	1589	1808	2027	
7840.04 - 7843.36	55	274	493	712	931	1150	1369	1588	1807	2026	
7843.37 - 7846.69	54	273	492	711	930	1149	1368	1587	1806	2025	
7846.70 - 7850.03	53	272	491	710	929	1148	1367	1586	1805	2024	
7850.04 - 7853.36	52	271	490	709	928	1147	1366	1585	1804	2023	
7853.37 - 7856.69	51	270	489	708	927	1146	1365	1584	1803	2022	
7856.70 - 7860.03	50	269	488	707	926	1145	1364	1583	1802	2021	
7860.04 - 7863.36	49	268	487	706	925	1144	1363	1582	1801	2020	
7863.37 - 7866.69	48	267	486	705	924	1143	1362	1581	1800	2019	
7866.70 - 7870.03	47	266	485	704	923	1142	1361	1580	1799	2018	
7870.04 - 7873.36	46	265	484	703	922	1141	1360	1579	1798	2017	
7873.37 - 7876.69	45	264	483	702	921	1140	1359	1578	1797	2016	
7876.70 - 7880.03	44	263	482	701	920	1139	1358	1577	1796	2015	
7880.04 - 7883.36	43	262	481	700	919	1138	1357	1576	1795	2014	
7883.37 - 7886.69	42	261	480	699	918	1137	1356	1575	1794	2013	
7886.70 - 7890.03	41	260	479	698	917	1136	1355	1574	1793	2012	
7890.04 - 7893.36	40	259	478	697	916	1135	1354	1573	1792	2011	
7893.37 - 7896.69	39	258	477	696	915	1134	1353	1572	1791	2010	
7896.70 - 7900.03	38	257	476	695	914	1133	1352	1571	1790	2009	
7900.04 - 7903.36	37	256	475	694	913	1132	1351	1570	1789	2008	
7903.37 - 7906.69	36	255	474	693	912	1131	1350	1569	1788	2007	
7906.70 - 7910.03	35	254	473	692	911	1130	1349	1568	1787	2006	
7910.04 - 7913.36	34	253	472	691	910	1129	1348	1567	1786	2005	

**Basis of Issuance  
 October 1, 2023**

Reduction Amt: 30%

Monthly Net Income	----- Coupon / EBT Allotments by Household Size -----										
	Number of Persons in the Household										
	11 Persons	12 Persons	13 Persons	14 Persons	15 Persons	16 Persons	17 Persons	18 Persons	19 Persons	20 Persons	
7913.37 - 7916.69	33	252	471	690	909	1128	1347	1566	1785	2004	
7916.70 - 7920.03	32	251	470	689	908	1127	1346	1565	1784	2003	
7920.04 - 7923.36	31	250	469	688	907	1126	1345	1564	1783	2002	
7923.37 - 7926.69	30	249	468	687	906	1125	1344	1563	1782	2001	
7926.70 - 7930.03	29	248	467	686	905	1124	1343	1562	1781	2000	
7930.04 - 7933.36	28	247	466	685	904	1123	1342	1561	1780	1999	
7933.37 - 7936.69	27	246	465	684	903	1122	1341	1560	1779	1998	
7936.70 - 7940.03	26	245	464	683	902	1121	1340	1559	1778	1997	
7940.04 - 7943.36	25	244	463	682	901	1120	1339	1558	1777	1996	
7943.37 - 7946.69	24	243	462	681	900	1119	1338	1557	1776	1995	
7946.70 - 7950.03	23	242	461	680	899	1118	1337	1556	1775	1994	
7950.04 - 7953.36	22	241	460	679	898	1117	1336	1555	1774	1993	
7953.37 - 7956.69	21	240	459	678	897	1116	1335	1554	1773	1992	
7956.70 - 7960.03	20	239	458	677	896	1115	1334	1553	1772	1991	
7960.04 - 7963.36	19	238	457	676	895	1114	1333	1552	1771	1990	
7963.37 - 7966.69	18	237	456	675	894	1113	1332	1551	1770	1989	
7966.70 - 7970.03	17	236	455	674	893	1112	1331	1550	1769	1988	
7970.04 - 7973.36	16	235	454	673	892	1111	1330	1549	1768	1987	
7973.37 - 7976.69	15	234	453	672	891	1110	1329	1548	1767	1986	
7976.70 - 7980.03	14	233	452	671	890	1109	1328	1547	1766	1985	
7980.04 - 7983.36	13	232	451	670	889	1108	1327	1546	1765	1984	
7983.37 - 7986.69	12	231	450	669	888	1107	1326	1545	1764	1983	
7986.70 - 7990.03	11	230	449	668	887	1106	1325	1544	1763	1982	
7990.04 - 7993.36	10	229	448	667	886	1105	1324	1543	1762	1981	
7993.37 - 7996.69	9	228	447	666	885	1104	1323	1542	1761	1980	
7996.70 - 8000.03	8	227	446	665	884	1103	1322	1541	1760	1979	
8000.04 - 8003.36	7	226	445	664	883	1102	1321	1540	1759	1978	
8003.37 - 8006.69	6	225	444	663	882	1101	1320	1539	1758	1977	
8006.70 - 8010.03	5	224	443	662	881	1100	1319	1538	1757	1976	
8010.04 - 8013.36	4	223	442	661	880	1099	1318	1537	1756	1975	
8013.37 - 8016.69	3	222	441	660	879	1098	1317	1536	1755	1974	

**Basis of Issuance  
 October 1, 2023**

Reduction Amt: 30%

Monthly Net Income	----- Coupon / EBT Allotments by Household Size -----										
	Number of Persons in the Household										
	11 Persons	12 Persons	13 Persons	14 Persons	15 Persons	16 Persons	17 Persons	18 Persons	19 Persons	20 Persons	
8016.70 - 8020.03	2	221	440	659	878	1097	1316	1535	1754	1973	
8020.04 - 8023.36	1	220	439	658	877	1096	1315	1534	1753	1972	
8023.37 - 8026.69		219	438	657	876	1095	1314	1533	1752	1971	
8026.70 - 8030.03		218	437	656	875	1094	1313	1532	1751	1970	
8030.04 - 8033.36		217	436	655	874	1093	1312	1531	1750	1969	
8033.37 - 8036.69		216	435	654	873	1092	1311	1530	1749	1968	
8036.70 - 8040.03		215	434	653	872	1091	1310	1529	1748	1967	
8040.04 - 8043.36		214	433	652	871	1090	1309	1528	1747	1966	
8043.37 - 8046.69		213	432	651	870	1089	1308	1527	1746	1965	
8046.70 - 8050.03		212	431	650	869	1088	1307	1526	1745	1964	
8050.04 - 8053.36		211	430	649	868	1087	1306	1525	1744	1963	
8053.37 - 8056.69		210	429	648	867	1086	1305	1524	1743	1962	
8056.70 - 8060.03		209	428	647	866	1085	1304	1523	1742	1961	
8060.04 - 8063.36		208	427	646	865	1084	1303	1522	1741	1960	
8063.37 - 8066.69		207	426	645	864	1083	1302	1521	1740	1959	
8066.70 - 8070.03		206	425	644	863	1082	1301	1520	1739	1958	
8070.04 - 8073.36		205	424	643	862	1081	1300	1519	1738	1957	
8073.37 - 8076.69		204	423	642	861	1080	1299	1518	1737	1956	
8076.70 - 8080.03		203	422	641	860	1079	1298	1517	1736	1955	
8080.04 - 8083.36		202	421	640	859	1078	1297	1516	1735	1954	
8083.37 - 8086.69		201	420	639	858	1077	1296	1515	1734	1953	
8086.70 - 8090.03		200	419	638	857	1076	1295	1514	1733	1952	
8090.04 - 8093.36		199	418	637	856	1075	1294	1513	1732	1951	
8093.37 - 8096.69		198	417	636	855	1074	1293	1512	1731	1950	
8096.70 - 8100.03		197	416	635	854	1073	1292	1511	1730	1949	
8100.04 - 8103.36		196	415	634	853	1072	1291	1510	1729	1948	
8103.37 - 8106.69		195	414	633	852	1071	1290	1509	1728	1947	
8106.70 - 8110.03		194	413	632	851	1070	1289	1508	1727	1946	
8110.04 - 8113.36		193	412	631	850	1069	1288	1507	1726	1945	
8113.37 - 8116.69		192	411	630	849	1068	1287	1506	1725	1944	
8116.70 - 8120.03		191	410	629	848	1067	1286	1505	1724	1943	

**Basis of Issuance  
 October 1, 2023**

Reduction Amt: 30%

Monthly Net Income	----- Coupon / EBT Allotments by Household Size -----									
	Number of Persons in the Household									
	11 Persons	12 Persons	13 Persons	14 Persons	15 Persons	16 Persons	17 Persons	18 Persons	19 Persons	20 Persons
8120.04 - 8123.36		190	409	628	847	1066	1285	1504	1723	1942
8123.37 - 8126.69		189	408	627	846	1065	1284	1503	1722	1941
8126.70 - 8130.03		188	407	626	845	1064	1283	1502	1721	1940
8130.04 - 8133.36		187	406	625	844	1063	1282	1501	1720	1939
8133.37 - 8136.69		186	405	624	843	1062	1281	1500	1719	1938
8136.70 - 8140.03		185	404	623	842	1061	1280	1499	1718	1937
8140.04 - 8143.36		184	403	622	841	1060	1279	1498	1717	1936
8143.37 - 8146.69		183	402	621	840	1059	1278	1497	1716	1935
8146.70 - 8150.03		182	401	620	839	1058	1277	1496	1715	1934
8150.04 - 8153.36		181	400	619	838	1057	1276	1495	1714	1933
8153.37 - 8156.69		180	399	618	837	1056	1275	1494	1713	1932
8156.70 - 8160.03		179	398	617	836	1055	1274	1493	1712	1931
8160.04 - 8163.36		178	397	616	835	1054	1273	1492	1711	1930
8163.37 - 8166.69		177	396	615	834	1053	1272	1491	1710	1929
8166.70 - 8170.03		176	395	614	833	1052	1271	1490	1709	1928
8170.04 - 8173.36		175	394	613	832	1051	1270	1489	1708	1927
8173.37 - 8176.69		174	393	612	831	1050	1269	1488	1707	1926
8176.70 - 8180.03		173	392	611	830	1049	1268	1487	1706	1925
8180.04 - 8183.36		172	391	610	829	1048	1267	1486	1705	1924
8183.37 - 8186.69		171	390	609	828	1047	1266	1485	1704	1923
8186.70 - 8190.03		170	389	608	827	1046	1265	1484	1703	1922
8190.04 - 8193.36		169	388	607	826	1045	1264	1483	1702	1921
8193.37 - 8196.69		168	387	606	825	1044	1263	1482	1701	1920
8196.70 - 8200.03		167	386	605	824	1043	1262	1481	1700	1919
8200.04 - 8203.36		166	385	604	823	1042	1261	1480	1699	1918
8203.37 - 8206.69		165	384	603	822	1041	1260	1479	1698	1917
8206.70 - 8210.03		164	383	602	821	1040	1259	1478	1697	1916
8210.04 - 8213.36		163	382	601	820	1039	1258	1477	1696	1915
8213.37 - 8216.69		162	381	600	819	1038	1257	1476	1695	1914
8216.70 - 8220.03		161	380	599	818	1037	1256	1475	1694	1913
8220.04 - 8223.36		160	379	598	817	1036	1255	1474	1693	1912

**Basis of Issuance  
 October 1, 2023**

Reduction Amt: 30%

Monthly Net Income	----- Coupon / EBT Allotments by Household Size -----									
	Number of Persons in the Household									
	11 Persons	12 Persons	13 Persons	14 Persons	15 Persons	16 Persons	17 Persons	18 Persons	19 Persons	20 Persons
8223.37 - 8226.69		159	378	597	816	1035	1254	1473	1692	1911
8226.70 - 8230.03		158	377	596	815	1034	1253	1472	1691	1910
8230.04 - 8233.36		157	376	595	814	1033	1252	1471	1690	1909
8233.37 - 8236.69		156	375	594	813	1032	1251	1470	1689	1908
8236.70 - 8240.03		155	374	593	812	1031	1250	1469	1688	1907
8240.04 - 8243.36		154	373	592	811	1030	1249	1468	1687	1906
8243.37 - 8246.69		153	372	591	810	1029	1248	1467	1686	1905
8246.70 - 8250.03		152	371	590	809	1028	1247	1466	1685	1904
8250.04 - 8253.36		151	370	589	808	1027	1246	1465	1684	1903
8253.37 - 8256.69		150	369	588	807	1026	1245	1464	1683	1902
8256.70 - 8260.03		149	368	587	806	1025	1244	1463	1682	1901
8260.04 - 8263.36		148	367	586	805	1024	1243	1462	1681	1900
8263.37 - 8266.69		147	366	585	804	1023	1242	1461	1680	1899
8266.70 - 8270.03		146	365	584	803	1022	1241	1460	1679	1898
8270.04 - 8273.36		145	364	583	802	1021	1240	1459	1678	1897
8273.37 - 8276.69		144	363	582	801	1020	1239	1458	1677	1896
8276.70 - 8280.03		143	362	581	800	1019	1238	1457	1676	1895
8280.04 - 8283.36		142	361	580	799	1018	1237	1456	1675	1894
8283.37 - 8286.69		141	360	579	798	1017	1236	1455	1674	1893
8286.70 - 8290.03		140	359	578	797	1016	1235	1454	1673	1892
8290.04 - 8293.36		139	358	577	796	1015	1234	1453	1672	1891
8293.37 - 8296.69		138	357	576	795	1014	1233	1452	1671	1890
8296.70 - 8300.03		137	356	575	794	1013	1232	1451	1670	1889
8300.04 - 8303.36		136	355	574	793	1012	1231	1450	1669	1888
8303.37 - 8306.69		135	354	573	792	1011	1230	1449	1668	1887
8306.70 - 8310.03		134	353	572	791	1010	1229	1448	1667	1886
8310.04 - 8313.36		133	352	571	790	1009	1228	1447	1666	1885
8313.37 - 8316.69		132	351	570	789	1008	1227	1446	1665	1884
8316.70 - 8320.03		131	350	569	788	1007	1226	1445	1664	1883
8320.04 - 8323.36		130	349	568	787	1006	1225	1444	1663	1882
8323.37 - 8326.69		129	348	567	786	1005	1224	1443	1662	1881

**Basis of Issuance  
 October 1, 2023**

Reduction Amt: 30%

Monthly Net Income	----- Coupon / EBT Allotments by Household Size -----									
	Number of Persons in the Household									
	11 Persons	12 Persons	13 Persons	14 Persons	15 Persons	16 Persons	17 Persons	18 Persons	19 Persons	20 Persons
8326.70 - 8330.03		128	347	566	785	1004	1223	1442	1661	1880
8330.04 - 8333.36		127	346	565	784	1003	1222	1441	1660	1879
8333.37 - 8336.69		126	345	564	783	1002	1221	1440	1659	1878
8336.70 - 8340.03		125	344	563	782	1001	1220	1439	1658	1877
8340.04 - 8343.36		124	343	562	781	1000	1219	1438	1657	1876
8343.37 - 8346.69		123	342	561	780	999	1218	1437	1656	1875
8346.70 - 8350.03		122	341	560	779	998	1217	1436	1655	1874
8350.04 - 8353.36		121	340	559	778	997	1216	1435	1654	1873
8353.37 - 8356.69		120	339	558	777	996	1215	1434	1653	1872
8356.70 - 8360.03		119	338	557	776	995	1214	1433	1652	1871
8360.04 - 8363.36		118	337	556	775	994	1213	1432	1651	1870
8363.37 - 8366.69		117	336	555	774	993	1212	1431	1650	1869
8366.70 - 8370.03		116	335	554	773	992	1211	1430	1649	1868
8370.04 - 8373.36		115	334	553	772	991	1210	1429	1648	1867
8373.37 - 8376.69		114	333	552	771	990	1209	1428	1647	1866
8376.70 - 8380.03		113	332	551	770	989	1208	1427	1646	1865
8380.04 - 8383.36		112	331	550	769	988	1207	1426	1645	1864
8383.37 - 8386.69		111	330	549	768	987	1206	1425	1644	1863
8386.70 - 8390.03		110	329	548	767	986	1205	1424	1643	1862
8390.04 - 8393.36		109	328	547	766	985	1204	1423	1642	1861
8393.37 - 8396.69		108	327	546	765	984	1203	1422	1641	1860
8396.70 - 8400.03		107	326	545	764	983	1202	1421	1640	1859
8400.04 - 8403.36		106	325	544	763	982	1201	1420	1639	1858
8403.37 - 8406.69		105	324	543	762	981	1200	1419	1638	1857
8406.70 - 8410.03		104	323	542	761	980	1199	1418	1637	1856
8410.04 - 8413.36		103	322	541	760	979	1198	1417	1636	1855
8413.37 - 8416.69		102	321	540	759	978	1197	1416	1635	1854
8416.70 - 8420.03		101	320	539	758	977	1196	1415	1634	1853
8420.04 - 8423.36		100	319	538	757	976	1195	1414	1633	1852
8423.37 - 8426.69		99	318	537	756	975	1194	1413	1632	1851
8426.70 - 8430.03		98	317	536	755	974	1193	1412	1631	1850

SAMPLE

**Basis of Issuance  
 October 1, 2023**

Reduction Amt: 30%

Monthly Net Income	----- Coupon / EBT Allotments by Household Size -----									
	Number of Persons in the Household									
	11 Persons	12 Persons	13 Persons	14 Persons	15 Persons	16 Persons	17 Persons	18 Persons	19 Persons	20 Persons
8430.04 - 8433.36		97	316	535	754	973	1192	1411	1630	1849
8433.37 - 8436.69		96	315	534	753	972	1191	1410	1629	1848
8436.70 - 8440.03		95	314	533	752	971	1190	1409	1628	1847
8440.04 - 8443.36		94	313	532	751	970	1189	1408	1627	1846
8443.37 - 8446.69		93	312	531	750	969	1188	1407	1626	1845
8446.70 - 8450.03		92	311	530	749	968	1187	1406	1625	1844
8450.04 - 8453.36		91	310	529	748	967	1186	1405	1624	1843
8453.37 - 8456.69		90	309	528	747	966	1185	1404	1623	1842
8456.70 - 8460.03		89	308	527	746	965	1184	1403	1622	1841
8460.04 - 8463.36		88	307	526	745	964	1183	1402	1621	1840
8463.37 - 8466.69		87	306	525	744	963	1182	1401	1620	1839
8466.70 - 8470.03		86	305	524	743	962	1181	1400	1619	1838
8470.04 - 8473.36		85	304	523	742	961	1180	1399	1618	1837
8473.37 - 8476.69		84	303	522	741	960	1179	1398	1617	1836
8476.70 - 8480.03		83	302	521	740	959	1178	1397	1616	1835
8480.04 - 8483.36		82	301	520	739	958	1177	1396	1615	1834
8483.37 - 8486.69		81	300	519	738	957	1176	1395	1614	1833
8486.70 - 8490.03		80	299	518	737	956	1175	1394	1613	1832
8490.04 - 8493.36		79	298	517	736	955	1174	1393	1612	1831
8493.37 - 8496.69		78	297	516	735	954	1173	1392	1611	1830
8496.70 - 8500.03		77	296	515	734	953	1172	1391	1610	1829
8500.04 - 8503.36		76	295	514	733	952	1171	1390	1609	1828
8503.37 - 8506.69		75	294	513	732	951	1170	1389	1608	1827
8506.70 - 8510.03		74	293	512	731	950	1169	1388	1607	1826
8510.04 - 8513.36		73	292	511	730	949	1168	1387	1606	1825
8513.37 - 8516.69		72	291	510	729	948	1167	1386	1605	1824
8516.70 - 8520.03		71	290	509	728	947	1166	1385	1604	1823
8520.04 - 8523.36		70	289	508	727	946	1165	1384	1603	1822
8523.37 - 8526.69		69	288	507	726	945	1164	1383	1602	1821
8526.70 - 8530.03		68	287	506	725	944	1163	1382	1601	1820

**Basis of Issuance  
 October 1, 2023**

Reduction Amt: 30%

Monthly Net Income	----- Coupon / EBT Allotments by Household Size -----									
	Number of Persons in the Household									
	11 Persons	12 Persons	13 Persons	14 Persons	15 Persons	16 Persons	17 Persons	18 Persons	19 Persons	20 Persons
8530.04 - 8533.36		67	286	505	724	943	1162	1381	1600	1819
8533.37 - 8536.69		66	285	504	723	942	1161	1380	1599	1818
8536.70 - 8540.03		65	284	503	722	941	1160	1379	1598	1817
8540.04 - 8543.36		64	283	502	721	940	1159	1378	1597	1816
8543.37 - 8546.69		63	282	501	720	939	1158	1377	1596	1815
8546.70 - 8550.03		62	281	500	719	938	1157	1376	1595	1814
8550.04 - 8553.36		61	280	499	718	937	1156	1375	1594	1813
8553.37 - 8556.69		60	279	498	717	936	1155	1374	1593	1812
8556.70 - 8560.03		59	278	497	716	935	1154	1373	1592	1811
8560.04 - 8563.36		58	277	496	715	934	1153	1372	1591	1810
8563.37 - 8566.69		57	276	495	714	933	1152	1371	1590	1809
8566.70 - 8570.03		56	275	494	713	932	1151	1370	1589	1808
8570.04 - 8573.36		55	274	493	712	931	1150	1369	1588	1807
8573.37 - 8576.69		54	273	492	711	930	1149	1368	1587	1806
8576.70 - 8580.03		53	272	491	710	929	1148	1367	1586	1805
8580.04 - 8583.36		52	271	490	709	928	1147	1366	1585	1804
8583.37 - 8586.69		51	270	489	708	927	1146	1365	1584	1803
8586.70 - 8590.03		50	269	488	707	926	1145	1364	1583	1802
8590.04 - 8593.36		49	268	487	706	925	1144	1363	1582	1801
8593.37 - 8596.69		48	267	486	705	924	1143	1362	1581	1800
8596.70 - 8600.03		47	266	485	704	923	1142	1361	1580	1799
8600.04 - 8603.36		46	265	484	703	922	1141	1360	1579	1798
8603.37 - 8606.69		45	264	483	702	921	1140	1359	1578	1797
8606.70 - 8610.03		44	263	482	701	920	1139	1358	1577	1796
8610.04 - 8613.36		43	262	481	700	919	1138	1357	1576	1795
8613.37 - 8616.69		42	261	480	699	918	1137	1356	1575	1794
8616.70 - 8620.03		41	260	479	698	917	1136	1355	1574	1793
8620.04 - 8623.36		40	259	478	697	916	1135	1354	1573	1792
8623.37 - 8626.69		39	258	477	696	915	1134	1353	1572	1791
8626.70 - 8630.03		38	257	476	695	914	1133	1352	1571	1790
8630.04 - 8633.36		37	256	475	694	913	1132	1351	1570	1789



**Basis of Issuance  
 October 1, 2023**

Reduction Amt: 30%

Monthly Net Income	----- Coupon / EBT Allotments by Household Size -----									
	Number of Persons in the Household									
	11 Persons	12 Persons	13 Persons	14 Persons	15 Persons	16 Persons	17 Persons	18 Persons	19 Persons	20 Persons
8633.37 - 8636.69		36	255	474	693	912	1131	1350	1569	1788
8636.70 - 8640.03		35	254	473	692	911	1130	1349	1568	1787
8640.04 - 8643.36		34	253	472	691	910	1129	1348	1567	1786
8643.37 - 8646.69		33	252	471	690	909	1128	1347	1566	1785
8646.70 - 8650.03		32	251	470	689	908	1127	1346	1565	1784
8650.04 - 8653.36		31	250	469	688	907	1126	1345	1564	1783
8653.37 - 8656.69		30	249	468	687	906	1125	1344	1563	1782
8656.70 - 8660.03		29	248	467	686	905	1124	1343	1562	1781
8660.04 - 8663.36		28	247	466	685	904	1123	1342	1561	1780
8663.37 - 8666.69		27	246	465	684	903	1122	1341	1560	1779
8666.70 - 8670.03		26	245	464	683	902	1121	1340	1559	1778
8670.04 - 8673.36		25	244	463	682	901	1120	1339	1558	1777
8673.37 - 8676.69		24	243	462	681	900	1119	1338	1557	1776
8676.70 - 8680.03		23	242	461	680	899	1118	1337	1556	1775
8680.04 - 8683.36		22	241	460	679	898	1117	1336	1555	1774
8683.37 - 8686.69		21	240	459	678	897	1116	1335	1554	1773
8686.70 - 8690.03		20	239	458	677	896	1115	1334	1553	1772
8690.04 - 8693.36		19	238	457	676	895	1114	1333	1552	1771
8693.37 - 8696.69		18	237	456	675	894	1113	1332	1551	1770
8696.70 - 8700.03		17	236	455	674	893	1112	1331	1550	1769
8700.04 - 8703.36		16	235	454	673	892	1111	1330	1549	1768
8703.37 - 8706.69		15	234	453	672	891	1110	1329	1548	1767
8706.70 - 8710.03		14	233	452	671	890	1109	1328	1547	1766
8710.04 - 8713.36		13	232	451	670	889	1108	1327	1546	1765
8713.37 - 8716.69		12	231	450	669	888	1107	1326	1545	1764
8716.70 - 8720.03		11	230	449	668	887	1106	1325	1544	1763
8720.04 - 8723.36		10	229	448	667	886	1105	1324	1543	1762
8723.37 - 8726.69		9	228	447	666	885	1104	1323	1542	1761
8726.70 - 8730.03		8	227	446	665	884	1103	1322	1541	1760
8730.04 - 8733.36		7	226	445	664	883	1102	1321	1540	1759
8733.37 - 8736.69		6	225	444	663	882	1101	1320	1539	1758

**Basis of Issuance  
October 1, 2023**

Reduction Amt: 30%

Monthly Net Income	----- Coupon / EBT Allotments by Household Size -----									
	Number of Persons in the Household									
	11 Persons	12 Persons	13 Persons	14 Persons	15 Persons	16 Persons	17 Persons	18 Persons	19 Persons	20 Persons
8736.70 - 8740.03		5	224	443	662	881	1100	1319	1538	1757
8740.04 - 8743.36		4	223	442	661	880	1099	1318	1537	1756
8743.37 - 8746.69		3	222	441	660	879	1098	1317	1536	1755
8746.70 - 8750.03		2	221	440	659	878	1097	1316	1535	1754
8750.04 - 8753.36		1	220	439	658	877	1096	1315	1534	1753
8753.37 - 8756.69			219	438	657	876	1095	1314	1533	1752
8756.70 - 8760.03			218	437	656	875	1094	1313	1532	1751
8760.04 - 8763.36			217	436	655	874	1093	1312	1531	1750
8763.37 - 8766.69			216	435	654	873	1092	1311	1530	1749
8766.70 - 8770.03			215	434	653	872	1091	1310	1529	1748
8770.04 - 8773.36			214	433	652	871	1090	1309	1528	1747
8773.37 - 8776.69			213	432	651	870	1089	1308	1527	1746
8776.70 - 8780.03			212	431	650	869	1088	1307	1526	1745
8780.04 - 8783.36			211	430	649	868	1087	1306	1525	1744
8783.37 - 8786.69			210	429	648	867	1086	1305	1524	1743
8786.70 - 8790.03			209	428	647	866	1085	1304	1523	1742
8790.04 - 8793.36			208	427	646	865	1084	1303	1522	1741
8793.37 - 8796.69			207	426	645	864	1083	1302	1521	1740
8796.70 - 8800.03			206	425	644	863	1082	1301	1520	1739
8800.04 - 8803.36			205	424	643	862	1081	1300	1519	1738
8803.37 - 8806.69			204	423	642	861	1080	1299	1518	1737
8806.70 - 8810.03			203	422	641	860	1079	1298	1517	1736
8810.04 - 8813.36			202	421	640	859	1078	1297	1516	1735
8813.37 - 8816.69			201	420	639	858	1077	1296	1515	1734
8816.70 - 8820.03			200	419	638	857	1076	1295	1514	1733
8820.04 - 8823.36			199	418	637	856	1075	1294	1513	1732
8823.37 - 8826.69			198	417	636	855	1074	1293	1512	1731
8826.70 - 8830.03			197	416	635	854	1073	1292	1511	1730
8830.04 - 8833.36			196	415	634	853	1072	1291	1510	1729
8833.37 - 8836.69			195	414	633	852	1071	1290	1509	1728
8836.70 - 8840.03			194	413	632	851	1070	1289	1508	1727

**Basis of Issuance  
 October 1, 2023**

Reduction Amt: 30%

Monthly Net Income	----- Coupon / EBT Allotments by Household Size -----									
	Number of Persons in the Household									
	11 Persons	12 Persons	13 Persons	14 Persons	15 Persons	16 Persons	17 Persons	18 Persons	19 Persons	20 Persons
8840.04 - 8843.36			193	412	631	850	1069	1288	1507	1726
8843.37 - 8846.69			192	411	630	849	1068	1287	1506	1725
8846.70 - 8850.03			191	410	629	848	1067	1286	1505	1724
8850.04 - 8853.36			190	409	628	847	1066	1285	1504	1723
8853.37 - 8856.69			189	408	627	846	1065	1284	1503	1722
8856.70 - 8860.03			188	407	626	845	1064	1283	1502	1721
8860.04 - 8863.36			187	406	625	844	1063	1282	1501	1720
8863.37 - 8866.69			186	405	624	843	1062	1281	1500	1719
8866.70 - 8870.03			185	404	623	842	1061	1280	1499	1718
8870.04 - 8873.36			184	403	622	841	1060	1279	1498	1717
8873.37 - 8876.69			183	402	621	840	1059	1278	1497	1716
8876.70 - 8880.03			182	401	620	839	1058	1277	1496	1715
8880.04 - 8883.36			181	400	619	838	1057	1276	1495	1714
8883.37 - 8886.69			180	399	618	837	1056	1275	1494	1713
8886.70 - 8890.03			179	398	617	836	1055	1274	1493	1712
8890.04 - 8893.36			178	397	616	835	1054	1273	1492	1711
8893.37 - 8896.69			177	396	615	834	1053	1272	1491	1710
8896.70 - 8900.03			176	395	614	833	1052	1271	1490	1709
8900.04 - 8903.36			175	394	613	832	1051	1270	1489	1708
8903.37 - 8906.69			174	393	612	831	1050	1269	1488	1707
8906.70 - 8910.03			173	392	611	830	1049	1268	1487	1706
8910.04 - 8913.36			172	391	610	829	1048	1267	1486	1705
8913.37 - 8916.69			171	390	609	828	1047	1266	1485	1704
8916.70 - 8920.03			170	389	608	827	1046	1265	1484	1703
8920.04 - 8923.36			169	388	607	826	1045	1264	1483	1702
8923.37 - 8926.69			168	387	606	825	1044	1263	1482	1701
8926.70 - 8930.03			167	386	605	824	1043	1262	1481	1700
8930.04 - 8933.36			166	385	604	823	1042	1261	1480	1699
8933.37 - 8936.69			165	384	603	822	1041	1260	1479	1698
8936.70 - 8940.03			164	383	602	821	1040	1259	1478	1697
8940.04 - 8943.36			163	382	601	820	1039	1258	1477	1696

**Basis of Issuance  
 October 1, 2023**

Reduction Amt: 30%

Monthly Net Income	----- Coupon / EBT Allotments by Household Size -----									
	Number of Persons in the Household									
	11 Persons	12 Persons	13 Persons	14 Persons	15 Persons	16 Persons	17 Persons	18 Persons	19 Persons	20 Persons
8943.37 - 8946.69			162	381	600	819	1038	1257	1476	1695
8946.70 - 8950.03			161	380	599	818	1037	1256	1475	1694
8950.04 - 8953.36			160	379	598	817	1036	1255	1474	1693
8953.37 - 8956.69			159	378	597	816	1035	1254	1473	1692
8956.70 - 8960.03			158	377	596	815	1034	1253	1472	1691
8960.04 - 8963.36			157	376	595	814	1033	1252	1471	1690
8963.37 - 8966.69			156	375	594	813	1032	1251	1470	1689
8966.70 - 8970.03			155	374	593	812	1031	1250	1469	1688
8970.04 - 8973.36			154	373	592	811	1030	1249	1468	1687
8973.37 - 8976.69			153	372	591	810	1029	1248	1467	1686
8976.70 - 8980.03			152	371	590	809	1028	1247	1466	1685
8980.04 - 8983.36			151	370	589	808	1027	1246	1465	1684
8983.37 - 8986.69			150	369	588	807	1026	1245	1464	1683
8986.70 - 8990.03			149	368	587	806	1025	1244	1463	1682
8990.04 - 8993.36			148	367	586	805	1024	1243	1462	1681
8993.37 - 8996.69			147	366	585	804	1023	1242	1461	1680
8996.70 - 9000.03			146	365	584	803	1022	1241	1460	1679
9000.04 - 9003.36			145	364	583	802	1021	1240	1459	1678
9003.37 - 9006.69			144	363	582	801	1020	1239	1458	1677
9006.70 - 9010.03			143	362	581	800	1019	1238	1457	1676
9010.04 - 9013.36			142	361	580	799	1018	1237	1456	1675
9013.37 - 9016.69			141	360	579	798	1017	1236	1455	1674
9016.70 - 9020.03			140	359	578	797	1016	1235	1454	1673
9020.04 - 9023.36			139	358	577	796	1015	1234	1453	1672
9023.37 - 9026.69			138	357	576	795	1014	1233	1452	1671
9026.70 - 9030.03			137	356	575	794	1013	1232	1451	1670
9030.04 - 9033.36			136	355	574	793	1012	1231	1450	1669
9033.37 - 9036.69			135	354	573	792	1011	1230	1449	1668
9036.70 - 9040.03			134	353	572	791	1010	1229	1448	1667
9040.04 - 9043.36			133	352	571	790	1009	1228	1447	1666
9043.37 - 9046.69			132	351	570	789	1008	1227	1446	1665

**Basis of Issuance  
 October 1, 2023**

Reduction Amt: 30%

Monthly Net Income	----- Coupon / EBT Allotments by Household Size -----									
	Number of Persons in the Household									
	11 Persons	12 Persons	13 Persons	14 Persons	15 Persons	16 Persons	17 Persons	18 Persons	19 Persons	20 Persons
9046.70 - 9050.03			131	350	569	788	1007	1226	1445	1664
9050.04 - 9053.36			130	349	568	787	1006	1225	1444	1663
9053.37 - 9056.69			129	348	567	786	1005	1224	1443	1662
9056.70 - 9060.03			128	347	566	785	1004	1223	1442	1661
9060.04 - 9063.36			127	346	565	784	1003	1222	1441	1660
9063.37 - 9066.69			126	345	564	783	1002	1221	1440	1659
9066.70 - 9070.03			125	344	563	782	1001	1220	1439	1658
9070.04 - 9073.36			124	343	562	781	1000	1219	1438	1657
9073.37 - 9076.69			123	342	561	780	999	1218	1437	1656
9076.70 - 9080.03			122	341	560	779	998	1217	1436	1655
9080.04 - 9083.36			121	340	559	778	997	1216	1435	1654
9083.37 - 9086.69			120	339	558	777	996	1215	1434	1653
9086.70 - 9090.03			119	338	557	776	995	1214	1433	1652
9090.04 - 9093.36			118	337	556	775	994	1213	1432	1651
9093.37 - 9096.69			117	336	555	774	993	1212	1431	1650
9096.70 - 9100.03			116	335	554	773	992	1211	1430	1649
9100.04 - 9103.36			115	334	553	772	991	1210	1429	1648
9103.37 - 9106.69			114	333	552	771	990	1209	1428	1647
9106.70 - 9110.03			113	332	551	770	989	1208	1427	1646
9110.04 - 9113.36			112	331	550	769	988	1207	1426	1645
9113.37 - 9116.69			111	330	549	768	987	1206	1425	1644
9116.70 - 9120.03			110	329	548	767	986	1205	1424	1643
9120.04 - 9123.36			109	328	547	766	985	1204	1423	1642
9123.37 - 9126.69			108	327	546	765	984	1203	1422	1641
9126.70 - 9130.03			107	326	545	764	983	1202	1421	1640
9130.04 - 9133.36			106	325	544	763	982	1201	1420	1639
9133.37 - 9136.69			105	324	543	762	981	1200	1419	1638
9136.70 - 9140.03			104	323	542	761	980	1199	1418	1637
9140.04 - 9143.36			103	322	541	760	979	1198	1417	1636
9143.37 - 9146.69			102	321	540	759	978	1197	1416	1635
9146.70 - 9150.03			101	320	539	758	977	1196	1415	1634

SAMPLE

**Basis of Issuance  
October 1, 2023**

Reduction Amt: 30%

Monthly Net Income	----- Coupon / EBT Allotments by Household Size -----									
	Number of Persons in the Household									
	11 Persons	12 Persons	13 Persons	14 Persons	15 Persons	16 Persons	17 Persons	18 Persons	19 Persons	20 Persons
9150.04 - 9153.36			100	319	538	757	976	1195	1414	1633
9153.37 - 9156.69			99	318	537	756	975	1194	1413	1632
9156.70 - 9160.03			98	317	536	755	974	1193	1412	1631
9160.04 - 9163.36			97	316	535	754	973	1192	1411	1630
9163.37 - 9166.69			96	315	534	753	972	1191	1410	1629
9166.70 - 9170.03			95	314	533	752	971	1190	1409	1628
9170.04 - 9173.36			94	313	532	751	970	1189	1408	1627
9173.37 - 9176.69			93	312	531	750	969	1188	1407	1626
9176.70 - 9180.03			92	311	530	749	968	1187	1406	1625
9180.04 - 9183.36			91	310	529	748	967	1186	1405	1624
9183.37 - 9186.69			90	309	528	747	966	1185	1404	1623
9186.70 - 9190.03			89	308	527	746	965	1184	1403	1622
9190.04 - 9193.36			88	307	526	745	964	1183	1402	1621
9193.37 - 9196.69			87	306	525	744	963	1182	1401	1620
9196.70 - 9200.03			86	305	524	743	962	1181	1400	1619
9200.04 - 9203.36			85	304	523	742	961	1180	1399	1618
9203.37 - 9206.69			84	303	522	741	960	1179	1398	1617
9206.70 - 9210.03			83	302	521	740	959	1178	1397	1616
9210.04 - 9213.36			82	301	520	739	958	1177	1396	1615
9213.37 - 9216.69			81	300	519	738	957	1176	1395	1614
9216.70 - 9220.03			80	299	518	737	956	1175	1394	1613
9220.04 - 9223.36			79	298	517	736	955	1174	1393	1612
9223.37 - 9226.69			78	297	516	735	954	1173	1392	1611
9226.70 - 9230.03			77	296	515	734	953	1172	1391	1610
9230.04 - 9233.36			76	295	514	733	952	1171	1390	1609
9233.37 - 9236.69			75	294	513	732	951	1170	1389	1608
9236.70 - 9240.03			74	293	512	731	950	1169	1388	1607
9240.04 - 9243.36			73	292	511	730	949	1168	1387	1606
9243.37 - 9246.69			72	291	510	729	948	1167	1386	1605
9246.70 - 9250.03			71	290	509	728	947	1166	1385	1604

**Basis of Issuance  
 October 1, 2023**

Reduction Amt: 30%

Monthly Net Income	----- Coupon / EBT Allotments by Household Size -----									
	Number of Persons in the Household									
	11 Persons	12 Persons	13 Persons	14 Persons	15 Persons	16 Persons	17 Persons	18 Persons	19 Persons	20 Persons
9250.04 - 9253.36			70	289	508	727	946	1165	1384	1603
9253.37 - 9256.69			69	288	507	726	945	1164	1383	1602
9256.70 - 9260.03			68	287	506	725	944	1163	1382	1601
9260.04 - 9263.36			67	286	505	724	943	1162	1381	1600
9263.37 - 9266.69			66	285	504	723	942	1161	1380	1599
9266.70 - 9270.03			65	284	503	722	941	1160	1379	1598
9270.04 - 9273.36			64	283	502	721	940	1159	1378	1597
9273.37 - 9276.69			63	282	501	720	939	1158	1377	1596
9276.70 - 9280.03			62	281	500	719	938	1157	1376	1595
9280.04 - 9283.36			61	280	499	718	937	1156	1375	1594
9283.37 - 9286.69			60	279	498	717	936	1155	1374	1593
9286.70 - 9290.03			59	278	497	716	935	1154	1373	1592
9290.04 - 9293.36			58	277	496	715	934	1153	1372	1591
9293.37 - 9296.69			57	276	495	714	933	1152	1371	1590
9296.70 - 9300.03			56	275	494	713	932	1151	1370	1589
9300.04 - 9303.36			55	274	493	712	931	1150	1369	1588
9303.37 - 9306.69			54	273	492	711	930	1149	1368	1587
9306.70 - 9310.03			53	272	491	710	929	1148	1367	1586
9310.04 - 9313.36			52	271	490	709	928	1147	1366	1585
9313.37 - 9316.69			51	270	489	708	927	1146	1365	1584
9316.70 - 9320.03			50	269	488	707	926	1145	1364	1583
9320.04 - 9323.36			49	268	487	706	925	1144	1363	1582
9323.37 - 9326.69			48	267	486	705	924	1143	1362	1581
9326.70 - 9330.03			47	266	485	704	923	1142	1361	1580
9330.04 - 9333.36			46	265	484	703	922	1141	1360	1579
9333.37 - 9336.69			45	264	483	702	921	1140	1359	1578
9336.70 - 9340.03			44	263	482	701	920	1139	1358	1577
9340.04 - 9343.36			43	262	481	700	919	1138	1357	1576
9343.37 - 9346.69			42	261	480	699	918	1137	1356	1575
9346.70 - 9350.03			41	260	479	698	917	1136	1355	1574
9350.04 - 9353.36			40	259	478	697	916	1135	1354	1573

**Basis of Issuance  
 October 1, 2023**

Reduction Amt: 30%

Monthly Net Income	----- Coupon / EBT Allotments by Household Size -----									
	Number of Persons in the Household									
	11 Persons	12 Persons	13 Persons	14 Persons	15 Persons	16 Persons	17 Persons	18 Persons	19 Persons	20 Persons
9353.37 - 9356.69			39	258	477	696	915	1134	1353	1572
9356.70 - 9360.03			38	257	476	695	914	1133	1352	1571
9360.04 - 9363.36			37	256	475	694	913	1132	1351	1570
9363.37 - 9366.69			36	255	474	693	912	1131	1350	1569
9366.70 - 9370.03			35	254	473	692	911	1130	1349	1568
9370.04 - 9373.36			34	253	472	691	910	1129	1348	1567
9373.37 - 9376.69			33	252	471	690	909	1128	1347	1566
9376.70 - 9380.03			32	251	470	689	908	1127	1346	1565
9380.04 - 9383.36			31	250	469	688	907	1126	1345	1564
9383.37 - 9386.69			30	249	468	687	906	1125	1344	1563
9386.70 - 9390.03			29	248	467	686	905	1124	1343	1562
9390.04 - 9393.36			28	247	466	685	904	1123	1342	1561
9393.37 - 9396.69			27	246	465	684	903	1122	1341	1560
9396.70 - 9400.03			26	245	464	683	902	1121	1340	1559
9400.04 - 9403.36			25	244	463	682	901	1120	1339	1558
9403.37 - 9406.69			24	243	462	681	900	1119	1338	1557
9406.70 - 9410.03			23	242	461	680	899	1118	1337	1556
9410.04 - 9413.36			22	241	460	679	898	1117	1336	1555
9413.37 - 9416.69			21	240	459	678	897	1116	1335	1554
9416.70 - 9420.03			20	239	458	677	896	1115	1334	1553
9420.04 - 9423.36			19	238	457	676	895	1114	1333	1552
9423.37 - 9426.69			18	237	456	675	894	1113	1332	1551
9426.70 - 9430.03			17	236	455	674	893	1112	1331	1550
9430.04 - 9433.36			16	235	454	673	892	1111	1330	1549
9433.37 - 9436.69			15	234	453	672	891	1110	1329	1548
9436.70 - 9440.03			14	233	452	671	890	1109	1328	1547
9440.04 - 9443.36			13	232	451	670	889	1108	1327	1546
9443.37 - 9446.69			12	231	450	669	888	1107	1326	1545
9446.70 - 9450.03			11	230	449	668	887	1106	1325	1544
9450.04 - 9453.36			10	229	448	667	886	1105	1324	1543
9453.37 - 9456.69			9	228	447	666	885	1104	1323	1542



**Basis of Issuance  
October 1, 2023**

Reduction Amt: 30%

Monthly Net Income	----- Coupon / EBT Allotments by Household Size -----									
	Number of Persons in the Household									
	11 Persons	12 Persons	13 Persons	14 Persons	15 Persons	16 Persons	17 Persons	18 Persons	19 Persons	20 Persons
9456.70 - 9460.03			8	227	446	665	884	1103	1322	1541
9460.04 - 9463.36			7	226	445	664	883	1102	1321	1540
9463.37 - 9466.69			6	225	444	663	882	1101	1320	1539
9466.70 - 9470.03			5	224	443	662	881	1100	1319	1538
9470.04 - 9473.36			4	223	442	661	880	1099	1318	1537
9473.37 - 9476.69			3	222	441	660	879	1098	1317	1536
9476.70 - 9480.03			2	221	440	659	878	1097	1316	1535
9480.04 - 9483.36			1	220	439	658	877	1096	1315	1534
9483.37 - 9486.69				219	438	657	876	1095	1314	1533
9486.70 - 9490.03				218	437	656	875	1094	1313	1532
9490.04 - 9493.36				217	436	655	874	1093	1312	1531
9493.37 - 9496.69				216	435	654	873	1092	1311	1530
9496.70 - 9500.03				215	434	653	872	1091	1310	1529
9500.04 - 9503.36				214	433	652	871	1090	1309	1528
9503.37 - 9506.69				213	432	651	870	1089	1308	1527
9506.70 - 9510.03				212	431	650	869	1088	1307	1526
9510.04 - 9513.36				211	430	649	868	1087	1306	1525
9513.37 - 9516.69				210	429	648	867	1086	1305	1524
9516.70 - 9520.03				209	428	647	866	1085	1304	1523
9520.04 - 9523.36				208	427	646	865	1084	1303	1522
9523.37 - 9526.69				207	426	645	864	1083	1302	1521
9526.70 - 9530.03				206	425	644	863	1082	1301	1520
9530.04 - 9533.36				205	424	643	862	1081	1300	1519
9533.37 - 9536.69				204	423	642	861	1080	1299	1518
9536.70 - 9540.03				203	422	641	860	1079	1298	1517
9540.04 - 9543.36				202	421	640	859	1078	1297	1516
9543.37 - 9546.69				201	420	639	858	1077	1296	1515
9546.70 - 9550.03				200	419	638	857	1076	1295	1514
9550.04 - 9553.36				199	418	637	856	1075	1294	1513
9553.37 - 9556.69				198	417	636	855	1074	1293	1512
9556.70 - 9560.03				197	416	635	854	1073	1292	1511

SAMPLE

**Basis of Issuance  
 October 1, 2023**

Reduction Amt: 30%

Monthly Net Income	----- Coupon / EBT Allotments by Household Size -----									
	Number of Persons in the Household									
	11 Persons	12 Persons	13 Persons	14 Persons	15 Persons	16 Persons	17 Persons	18 Persons	19 Persons	20 Persons
9560.04 - 9563.36				196	415	634	853	1072	1291	1510
9563.37 - 9566.69				195	414	633	852	1071	1290	1509
9566.70 - 9570.03				194	413	632	851	1070	1289	1508
9570.04 - 9573.36				193	412	631	850	1069	1288	1507
9573.37 - 9576.69				192	411	630	849	1068	1287	1506
9576.70 - 9580.03				191	410	629	848	1067	1286	1505
9580.04 - 9583.36				190	409	628	847	1066	1285	1504
9583.37 - 9586.69				189	408	627	846	1065	1284	1503
9586.70 - 9590.03				188	407	626	845	1064	1283	1502
9590.04 - 9593.36				187	406	625	844	1063	1282	1501
9593.37 - 9596.69				186	405	624	843	1062	1281	1500
9596.70 - 9600.03				185	404	623	842	1061	1280	1499
9600.04 - 9603.36				184	403	622	841	1060	1279	1498
9603.37 - 9606.69				183	402	621	840	1059	1278	1497
9606.70 - 9610.03				182	401	620	839	1058	1277	1496
9610.04 - 9613.36				181	400	619	838	1057	1276	1495
9613.37 - 9616.69				180	399	618	837	1056	1275	1494
9616.70 - 9620.03				179	398	617	836	1055	1274	1493
9620.04 - 9623.36				178	397	616	835	1054	1273	1492
9623.37 - 9626.69				177	396	615	834	1053	1272	1491
9626.70 - 9630.03				176	395	614	833	1052	1271	1490
9630.04 - 9633.36				175	394	613	832	1051	1270	1489
9633.37 - 9636.69				174	393	612	831	1050	1269	1488
9636.70 - 9640.03				173	392	611	830	1049	1268	1487
9640.04 - 9643.36				172	391	610	829	1048	1267	1486
9643.37 - 9646.69				171	390	609	828	1047	1266	1485
9646.70 - 9650.03				170	389	608	827	1046	1265	1484
9650.04 - 9653.36				169	388	607	826	1045	1264	1483
9653.37 - 9656.69				168	387	606	825	1044	1263	1482
9656.70 - 9660.03				167	386	605	824	1043	1262	1481
9660.04 - 9663.36				166	385	604	823	1042	1261	1480

SAMPLE

**Basis of Issuance  
 October 1, 2023**

Reduction Amt: 30%

Monthly Net Income	----- Coupon / EBT Allotments by Household Size -----									
	Number of Persons in the Household									
	11 Persons	12 Persons	13 Persons	14 Persons	15 Persons	16 Persons	17 Persons	18 Persons	19 Persons	20 Persons
9663.37 - 9666.69				165	384	603	822	1041	1260	1479
9666.70 - 9670.03				164	383	602	821	1040	1259	1478
9670.04 - 9673.36				163	382	601	820	1039	1258	1477
9673.37 - 9676.69				162	381	600	819	1038	1257	1476
9676.70 - 9680.03				161	380	599	818	1037	1256	1475
9680.04 - 9683.36				160	379	598	817	1036	1255	1474
9683.37 - 9686.69				159	378	597	816	1035	1254	1473
9686.70 - 9690.03				158	377	596	815	1034	1253	1472
9690.04 - 9693.36				157	376	595	814	1033	1252	1471
9693.37 - 9696.69				156	375	594	813	1032	1251	1470
9696.70 - 9700.03				155	374	593	812	1031	1250	1469
9700.04 - 9703.36				154	373	592	811	1030	1249	1468
9703.37 - 9706.69				153	372	591	810	1029	1248	1467
9706.70 - 9710.03				152	371	590	809	1028	1247	1466
9710.04 - 9713.36				151	370	589	808	1027	1246	1465
9713.37 - 9716.69				150	369	588	807	1026	1245	1464
9716.70 - 9720.03				149	368	587	806	1025	1244	1463
9720.04 - 9723.36				148	367	586	805	1024	1243	1462
9723.37 - 9726.69				147	366	585	804	1023	1242	1461
9726.70 - 9730.03				146	365	584	803	1022	1241	1460
9730.04 - 9733.36				145	364	583	802	1021	1240	1459
9733.37 - 9736.69				144	363	582	801	1020	1239	1458
9736.70 - 9740.03				143	362	581	800	1019	1238	1457
9740.04 - 9743.36				142	361	580	799	1018	1237	1456
9743.37 - 9746.69				141	360	579	798	1017	1236	1455
9746.70 - 9750.03				140	359	578	797	1016	1235	1454
9750.04 - 9753.36				139	358	577	796	1015	1234	1453
9753.37 - 9756.69				138	357	576	795	1014	1233	1452
9756.70 - 9760.03				137	356	575	794	1013	1232	1451
9760.04 - 9763.36				136	355	574	793	1012	1231	1450
9763.37 - 9766.69				135	354	573	792	1011	1230	1449

SAMPLE

**Basis of Issuance  
 October 1, 2023**

Reduction Amt: 30%

Monthly Net Income	----- Coupon / EBT Allotments by Household Size -----									
	Number of Persons in the Household									
	11 Persons	12 Persons	13 Persons	14 Persons	15 Persons	16 Persons	17 Persons	18 Persons	19 Persons	20 Persons
9766.70 - 9770.03				134	353	572	791	1010	1229	1448
9770.04 - 9773.36				133	352	571	790	1009	1228	1447
9773.37 - 9776.69				132	351	570	789	1008	1227	1446
9776.70 - 9780.03				131	350	569	788	1007	1226	1445
9780.04 - 9783.36				130	349	568	787	1006	1225	1444
9783.37 - 9786.69				129	348	567	786	1005	1224	1443
9786.70 - 9790.03				128	347	566	785	1004	1223	1442
9790.04 - 9793.36				127	346	565	784	1003	1222	1441
9793.37 - 9796.69				126	345	564	783	1002	1221	1440
9796.70 - 9800.03				125	344	563	782	1001	1220	1439
9800.04 - 9803.36				124	343	562	781	1000	1219	1438
9803.37 - 9806.69				123	342	561	780	999	1218	1437
9806.70 - 9810.03				122	341	560	779	998	1217	1436
9810.04 - 9813.36				121	340	559	778	997	1216	1435
9813.37 - 9816.69				120	339	558	777	996	1215	1434
9816.70 - 9820.03				119	338	557	776	995	1214	1433
9820.04 - 9823.36				118	337	556	775	994	1213	1432
9823.37 - 9826.69				117	336	555	774	993	1212	1431
9826.70 - 9830.03				116	335	554	773	992	1211	1430
9830.04 - 9833.36				115	334	553	772	991	1210	1429
9833.37 - 9836.69				114	333	552	771	990	1209	1428
9836.70 - 9840.03				113	332	551	770	989	1208	1427
9840.04 - 9843.36				112	331	550	769	988	1207	1426
9843.37 - 9846.69				111	330	549	768	987	1206	1425
9846.70 - 9850.03				110	329	548	767	986	1205	1424
9850.04 - 9853.36				109	328	547	766	985	1204	1423
9853.37 - 9856.69				108	327	546	765	984	1203	1422
9856.70 - 9860.03				107	326	545	764	983	1202	1421
9860.04 - 9863.36				106	325	544	763	982	1201	1420
9863.37 - 9866.69				105	324	543	762	981	1200	1419
9866.70 - 9870.03				104	323	542	761	980	1199	1418

SAMPLE

**Basis of Issuance  
October 1, 2023**

Reduction Amt: 30%

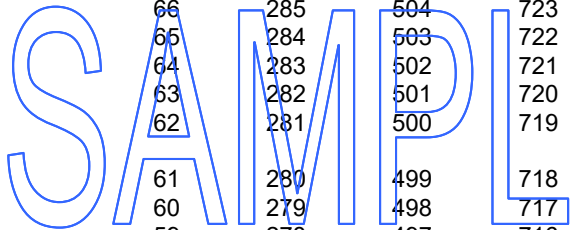
Monthly Net Income	----- Coupon / EBT Allotments by Household Size -----									
	Number of Persons in the Household									
	11 Persons	12 Persons	13 Persons	14 Persons	15 Persons	16 Persons	17 Persons	18 Persons	19 Persons	20 Persons
9870.04 - 9873.36				103	322	541	760	979	1198	1417
9873.37 - 9876.69				102	321	540	759	978	1197	1416
9876.70 - 9880.03				101	320	539	758	977	1196	1415
9880.04 - 9883.36				100	319	538	757	976	1195	1414
9883.37 - 9886.69				99	318	537	756	975	1194	1413
9886.70 - 9890.03				98	317	536	755	974	1193	1412
9890.04 - 9893.36				97	316	535	754	973	1192	1411
9893.37 - 9896.69				96	315	534	753	972	1191	1410
9896.70 - 9900.03				95	314	533	752	971	1190	1409
9900.04 - 9903.36				94	313	532	751	970	1189	1408
9903.37 - 9906.69				93	312	531	750	969	1188	1407
9906.70 - 9910.03				92	311	530	749	968	1187	1406
9910.04 - 9913.36				91	310	529	748	967	1186	1405
9913.37 - 9916.69				90	309	528	747	966	1185	1404
9916.70 - 9920.03				89	308	527	746	965	1184	1403
9920.04 - 9923.36				88	307	526	745	964	1183	1402
9923.37 - 9926.69				87	306	525	744	963	1182	1401
9926.70 - 9930.03				86	305	524	743	962	1181	1400
9930.04 - 9933.36				85	304	523	742	961	1180	1399
9933.37 - 9936.69				84	303	522	741	960	1179	1398
9936.70 - 9940.03				83	302	521	740	959	1178	1397
9940.04 - 9943.36				82	301	520	739	958	1177	1396
9943.37 - 9946.69				81	300	519	738	957	1176	1395
9946.70 - 9950.03				80	299	518	737	956	1175	1394
9950.04 - 9953.36				79	298	517	736	955	1174	1393
9953.37 - 9956.69				78	297	516	735	954	1173	1392
9956.70 - 9960.03				77	296	515	734	953	1172	1391
9960.04 - 9963.36				76	295	514	733	952	1171	1390
9963.37 - 9966.69				75	294	513	732	951	1170	1389
9966.70 - 9970.03				74	293	512	731	950	1169	1388

SAMPLE

**Basis of Issuance  
 October 1, 2023**

Reduction Amt: 30%

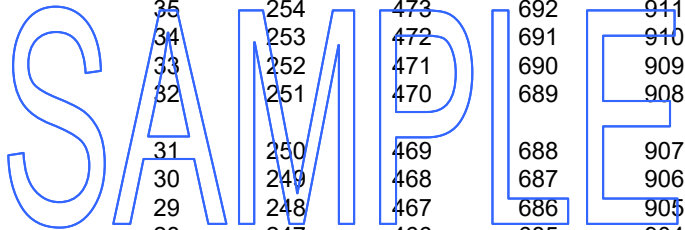
Monthly Net Income	----- Coupon / EBT Allotments by Household Size -----									
	Number of Persons in the Household									
	11 Persons	12 Persons	13 Persons	14 Persons	15 Persons	16 Persons	17 Persons	18 Persons	19 Persons	20 Persons
9970.04 - 9973.36				73	292	511	730	949	1168	1387
9973.37 - 9976.69				72	291	510	729	948	1167	1386
9976.70 - 9980.03				71	290	509	728	947	1166	1385
9980.04 - 9983.36				70	289	508	727	946	1165	1384
9983.37 - 9986.69				69	288	507	726	945	1164	1383
9986.70 - 9990.03				68	287	506	725	944	1163	1382
9990.04 - 9993.36				67	286	505	724	943	1162	1381
9993.37 - 9996.69				66	285	504	723	942	1161	1380
9996.70 - 10000.03				65	284	503	722	941	1160	1379
10000.04 - 10003.36				64	283	502	721	940	1159	1378
10003.37 - 10006.69				63	282	501	720	939	1158	1377
10006.70 - 10010.03				62	281	500	719	938	1157	1376
10010.04 - 10013.36				61	280	499	718	937	1156	1375
10013.37 - 10016.69				60	279	498	717	936	1155	1374
10016.70 - 10020.03				59	278	497	716	935	1154	1373
10020.04 - 10023.36				58	277	496	715	934	1153	1372
10023.37 - 10026.69				57	276	495	714	933	1152	1371
10026.70 - 10030.03				56	275	494	713	932	1151	1370
10030.04 - 10033.36				55	274	493	712	931	1150	1369
10033.37 - 10036.69				54	273	492	711	930	1149	1368
10036.70 - 10040.03				53	272	491	710	929	1148	1367
10040.04 - 10043.36				52	271	490	709	928	1147	1366
10043.37 - 10046.69				51	270	489	708	927	1146	1365
10046.70 - 10050.03				50	269	488	707	926	1145	1364
10050.04 - 10053.36				49	268	487	706	925	1144	1363
10053.37 - 10056.69				48	267	486	705	924	1143	1362
10056.70 - 10060.03				47	266	485	704	923	1142	1361
10060.04 - 10063.36				46	265	484	703	922	1141	1360
10063.37 - 10066.69				45	264	483	702	921	1140	1359
10066.70 - 10070.03				44	263	482	701	920	1139	1358
10070.04 - 10073.36				43	262	481	700	919	1138	1357



**Basis of Issuance  
 October 1, 2023**

Reduction Amt: 30%

Monthly Net Income	----- Coupon / EBT Allotments by Household Size -----									
	Number of Persons in the Household									
	11 Persons	12 Persons	13 Persons	14 Persons	15 Persons	16 Persons	17 Persons	18 Persons	19 Persons	20 Persons
10073.37 - 10076.69				42	261	480	699	918	1137	1356
10076.70 - 10080.03				41	260	479	698	917	1136	1355
10080.04 - 10083.36				40	259	478	697	916	1135	1354
10083.37 - 10086.69				39	258	477	696	915	1134	1353
10086.70 - 10090.03				38	257	476	695	914	1133	1352
10090.04 - 10093.36				37	256	475	694	913	1132	1351
10093.37 - 10096.69				36	255	474	693	912	1131	1350
10096.70 - 10100.03				35	254	473	692	911	1130	1349
10100.04 - 10103.36				34	253	472	691	910	1129	1348
10103.37 - 10106.69				33	252	471	690	909	1128	1347
10106.70 - 10110.03				32	251	470	689	908	1127	1346
10110.04 - 10113.36				31	250	469	688	907	1126	1345
10113.37 - 10116.69				30	249	468	687	906	1125	1344
10116.70 - 10120.03				29	248	467	686	905	1124	1343
10120.04 - 10123.36				28	247	466	685	904	1123	1342
10123.37 - 10126.69				27	246	465	684	903	1122	1341
10126.70 - 10130.03				26	245	464	683	902	1121	1340
10130.04 - 10133.36				25	244	463	682	901	1120	1339
10133.37 - 10136.69				24	243	462	681	900	1119	1338
10136.70 - 10140.03				23	242	461	680	899	1118	1337
10140.04 - 10143.36				22	241	460	679	898	1117	1336
10143.37 - 10146.69				21	240	459	678	897	1116	1335
10146.70 - 10150.03				20	239	458	677	896	1115	1334
10150.04 - 10153.36				19	238	457	676	895	1114	1333
10153.37 - 10156.69				18	237	456	675	894	1113	1332
10156.70 - 10160.03				17	236	455	674	893	1112	1331
10160.04 - 10163.36				16	235	454	673	892	1111	1330
10163.37 - 10166.69				15	234	453	672	891	1110	1329
10166.70 - 10170.03				14	233	452	671	890	1109	1328
10170.04 - 10173.36				13	232	451	670	889	1108	1327
10173.37 - 10176.69				12	231	450	669	888	1107	1326



**Basis of Issuance  
 October 1, 2023**

Reduction Amt: 30%

Monthly Net Income	----- Coupon / EBT Allotments by Household Size -----									
	Number of Persons in the Household									
	11 Persons	12 Persons	13 Persons	14 Persons	15 Persons	16 Persons	17 Persons	18 Persons	19 Persons	20 Persons
10176.70 - 10180.03				11	230	449	668	887	1106	1325
10180.04 - 10183.36				10	229	448	667	886	1105	1324
10183.37 - 10186.69				9	228	447	666	885	1104	1323
10186.70 - 10190.03				8	227	446	665	884	1103	1322
10190.04 - 10193.36				7	226	445	664	883	1102	1321
10193.37 - 10196.69				6	225	444	663	882	1101	1320
10196.70 - 10200.03				5	224	443	662	881	1100	1319
10200.04 - 10203.36				4	223	442	661	880	1099	1318
10203.37 - 10206.69				3	222	441	660	879	1098	1317
10206.70 - 10210.03				2	221	440	659	878	1097	1316
10210.04 - 10213.36				1	220	439	658	877	1096	1315
10213.37 - 10216.69					219	438	657	876	1095	1314
10216.70 - 10220.03					218	437	656	875	1094	1313
10220.04 - 10223.36					217	436	655	874	1093	1312
10223.37 - 10226.69					216	435	654	873	1092	1311
10226.70 - 10230.03					215	434	653	872	1091	1310
10230.04 - 10233.36					214	433	652	871	1090	1309
10233.37 - 10236.69					213	432	651	870	1089	1308
10236.70 - 10240.03					212	431	650	869	1088	1307
10240.04 - 10243.36					211	430	649	868	1087	1306
10243.37 - 10246.69					210	429	648	867	1086	1305
10246.70 - 10250.03					209	428	647	866	1085	1304
10250.04 - 10253.36					208	427	646	865	1084	1303
10253.37 - 10256.69					207	426	645	864	1083	1302
10256.70 - 10260.03					206	425	644	863	1082	1301
10260.04 - 10263.36					205	424	643	862	1081	1300
10263.37 - 10266.69					204	423	642	861	1080	1299
10266.70 - 10270.03					203	422	641	860	1079	1298
10270.04 - 10273.36					202	421	640	859	1078	1297
10273.37 - 10276.69					201	420	639	858	1077	1296
10276.70 - 10280.03					200	419	638	857	1076	1295

SAMPLE



**Basis of Issuance  
 October 1, 2023**

Reduction Amt: 30%

Monthly Net Income	----- Coupon / EBT Allotments by Household Size -----									
	Number of Persons in the Household									
	11 Persons	12 Persons	13 Persons	14 Persons	15 Persons	16 Persons	17 Persons	18 Persons	19 Persons	20 Persons
10280.04 - 10283.36					199	418	637	856	1075	1294
10283.37 - 10286.69					198	417	636	855	1074	1293
10286.70 - 10290.03					197	416	635	854	1073	1292
10290.04 - 10293.36					196	415	634	853	1072	1291
10293.37 - 10296.69					195	414	633	852	1071	1290
10296.70 - 10300.03					194	413	632	851	1070	1289
10300.04 - 10303.36					193	412	631	850	1069	1288
10303.37 - 10306.69					192	411	630	849	1068	1287
10306.70 - 10310.03					191	410	629	848	1067	1286
10310.04 - 10313.36					190	409	628	847	1066	1285
10313.37 - 10316.69					189	408	627	846	1065	1284
10316.70 - 10320.03					188	407	626	845	1064	1283
10320.04 - 10323.36					187	406	625	844	1063	1282
10323.37 - 10326.69					186	405	624	843	1062	1281
10326.70 - 10330.03					185	404	623	842	1061	1280
10330.04 - 10333.36					184	403	622	841	1060	1279
10333.37 - 10336.69					183	402	621	840	1059	1278
10336.70 - 10340.03					182	401	620	839	1058	1277
10340.04 - 10343.36					181	400	619	838	1057	1276
10343.37 - 10346.69					180	399	618	837	1056	1275
10346.70 - 10350.03					179	398	617	836	1055	1274
10350.04 - 10353.36					178	397	616	835	1054	1273
10353.37 - 10356.69					177	396	615	834	1053	1272
10356.70 - 10360.03					176	395	614	833	1052	1271
10360.04 - 10363.36					175	394	613	832	1051	1270
10363.37 - 10366.69					174	393	612	831	1050	1269
10366.70 - 10370.03					173	392	611	830	1049	1268
10370.04 - 10373.36					172	391	610	829	1048	1267
10373.37 - 10376.69					171	390	609	828	1047	1266
10376.70 - 10380.03					170	389	608	827	1046	1265
10380.04 - 10383.36					169	388	607	826	1045	1264

SAMPLE

**Basis of Issuance  
 October 1, 2023**

Reduction Amt: 30%

Monthly Net Income	----- Coupon / EBT Allotments by Household Size -----									
	Number of Persons in the Household									
	11 Persons	12 Persons	13 Persons	14 Persons	15 Persons	16 Persons	17 Persons	18 Persons	19 Persons	20 Persons
10383.37 - 10386.69					168	387	606	825	1044	1263
10386.70 - 10390.03					167	386	605	824	1043	1262
10390.04 - 10393.36					166	385	604	823	1042	1261
10393.37 - 10396.69					165	384	603	822	1041	1260
10396.70 - 10400.03					164	383	602	821	1040	1259
10400.04 - 10403.36					163	382	601	820	1039	1258
10403.37 - 10406.69					162	381	600	819	1038	1257
10406.70 - 10410.03					161	380	599	818	1037	1256
10410.04 - 10413.36					160	379	598	817	1036	1255
10413.37 - 10416.69					159	378	597	816	1035	1254
10416.70 - 10420.03					158	377	596	815	1034	1253
10420.04 - 10423.36					157	376	595	814	1033	1252
10423.37 - 10426.69					156	375	594	813	1032	1251
10426.70 - 10430.03					155	374	593	812	1031	1250
10430.04 - 10433.36					154	373	592	811	1030	1249
10433.37 - 10436.69					153	372	591	810	1029	1248
10436.70 - 10440.03					152	371	590	809	1028	1247
10440.04 - 10443.36					151	370	589	808	1027	1246
10443.37 - 10446.69					150	369	588	807	1026	1245
10446.70 - 10450.03					149	368	587	806	1025	1244
10450.04 - 10453.36					148	367	586	805	1024	1243
10453.37 - 10456.69					147	366	585	804	1023	1242
10456.70 - 10460.03					146	365	584	803	1022	1241
10460.04 - 10463.36					145	364	583	802	1021	1240
10463.37 - 10466.69					144	363	582	801	1020	1239
10466.70 - 10470.03					143	362	581	800	1019	1238
10470.04 - 10473.36					142	361	580	799	1018	1237
10473.37 - 10476.69					141	360	579	798	1017	1236
10476.70 - 10480.03					140	359	578	797	1016	1235
10480.04 - 10483.36					139	358	577	796	1015	1234
10483.37 - 10486.69					138	357	576	795	1014	1233

SAMPLE

**Basis of Issuance  
 October 1, 2023**

Reduction Amt: 30%

Monthly Net Income	----- Coupon / EBT Allotments by Household Size -----									
	Number of Persons in the Household									
	11 Persons	12 Persons	13 Persons	14 Persons	15 Persons	16 Persons	17 Persons	18 Persons	19 Persons	20 Persons
10486.70 - 10490.03					137	356	575	794	1013	1232
10490.04 - 10493.36					136	355	574	793	1012	1231
10493.37 - 10496.69					135	354	573	792	1011	1230
10496.70 - 10500.03					134	353	572	791	1010	1229
10500.04 - 10503.36					133	352	571	790	1009	1228
10503.37 - 10506.69					132	351	570	789	1008	1227
10506.70 - 10510.03					131	350	569	788	1007	1226
10510.04 - 10513.36					130	349	568	787	1006	1225
10513.37 - 10516.69					129	348	567	786	1005	1224
10516.70 - 10520.03					128	347	566	785	1004	1223
10520.04 - 10523.36					127	346	565	784	1003	1222
10523.37 - 10526.69					126	345	564	783	1002	1221
10526.70 - 10530.03					125	344	563	782	1001	1220
10530.04 - 10533.36					124	343	562	781	1000	1219
10533.37 - 10536.69					123	342	561	780	999	1218
10536.70 - 10540.03					122	341	560	779	998	1217
10540.04 - 10543.36					121	340	559	778	997	1216
10543.37 - 10546.69					120	339	558	777	996	1215
10546.70 - 10550.03					119	338	557	776	995	1214
10550.04 - 10553.36					118	337	556	775	994	1213
10553.37 - 10556.69					117	336	555	774	993	1212
10556.70 - 10560.03					116	335	554	773	992	1211
10560.04 - 10563.36					115	334	553	772	991	1210
10563.37 - 10566.69					114	333	552	771	990	1209
10566.70 - 10570.03					113	332	551	770	989	1208
10570.04 - 10573.36					112	331	550	769	988	1207
10573.37 - 10576.69					111	330	549	768	987	1206
10576.70 - 10580.03					110	329	548	767	986	1205
10580.04 - 10583.36					109	328	547	766	985	1204
10583.37 - 10586.69					108	327	546	765	984	1203
10586.70 - 10590.03					107	326	545	764	983	1202

SAMPLE

**Basis of Issuance  
 October 1, 2023**

Reduction Amt: 30%

Monthly Net Income	----- Coupon / EBT Allotments by Household Size -----									
	Number of Persons in the Household									
	11 Persons	12 Persons	13 Persons	14 Persons	15 Persons	16 Persons	17 Persons	18 Persons	19 Persons	20 Persons
10590.04 - 10593.36					106	325	544	763	982	1201
10593.37 - 10596.69					105	324	543	762	981	1200
10596.70 - 10600.03					104	323	542	761	980	1199
10600.04 - 10603.36					103	322	541	760	979	1198
10603.37 - 10606.69					102	321	540	759	978	1197
10606.70 - 10610.03					101	320	539	758	977	1196
10610.04 - 10613.36					100	319	538	757	976	1195
10613.37 - 10616.69					99	318	537	756	975	1194
10616.70 - 10620.03					98	317	536	755	974	1193
10620.04 - 10623.36					97	316	535	754	973	1192
10623.37 - 10626.69					96	315	534	753	972	1191
10626.70 - 10630.03					95	314	533	752	971	1190
10630.04 - 10633.36					94	313	532	751	970	1189
10633.37 - 10636.69					93	312	531	750	969	1188
10636.70 - 10640.03					92	311	530	749	968	1187
10640.04 - 10643.36					91	310	529	748	967	1186
10643.37 - 10646.69					90	309	528	747	966	1185
10646.70 - 10650.03					89	308	527	746	965	1184
10650.04 - 10653.36					88	307	526	745	964	1183
10653.37 - 10656.69					87	306	525	744	963	1182
10656.70 - 10660.03					86	305	524	743	962	1181
10660.04 - 10663.36					85	304	523	742	961	1180
10663.37 - 10666.69					84	303	522	741	960	1179
10666.70 - 10670.03					83	302	521	740	959	1178
10670.04 - 10673.36					82	301	520	739	958	1177
10673.37 - 10676.69					81	300	519	738	957	1176
10676.70 - 10680.03					80	299	518	737	956	1175
10680.04 - 10683.36					79	298	517	736	955	1174
10683.37 - 10686.69					78	297	516	735	954	1173
10686.70 - 10690.03					77	296	515	734	953	1172

SAMPLE

**Basis of Issuance  
 October 1, 2023**

Reduction Amt: 30%

Monthly Net Income	----- Coupon / EBT Allotments by Household Size -----									
	Number of Persons in the Household									
	11 Persons	12 Persons	13 Persons	14 Persons	15 Persons	16 Persons	17 Persons	18 Persons	19 Persons	20 Persons
10690.04 - 10693.36					76	295	514	733	952	1171
10693.37 - 10696.69					75	294	513	732	951	1170
10696.70 - 10700.03					74	293	512	731	950	1169
10700.04 - 10703.36					73	292	511	730	949	1168
10703.37 - 10706.69					72	291	510	729	948	1167
10706.70 - 10710.03					71	290	509	728	947	1166
10710.04 - 10713.36					70	289	508	727	946	1165
10713.37 - 10716.69					69	288	507	726	945	1164
10716.70 - 10720.03					68	287	506	725	944	1163
10720.04 - 10723.36					67	286	505	724	943	1162
10723.37 - 10726.69					66	285	504	723	942	1161
10726.70 - 10730.03					65	284	503	722	941	1160
10730.04 - 10733.36					64	283	502	721	940	1159
10733.37 - 10736.69					63	282	501	720	939	1158
10736.70 - 10740.03					62	281	500	719	938	1157
10740.04 - 10743.36					61	280	499	718	937	1156
10743.37 - 10746.69					60	279	498	717	936	1155
10746.70 - 10750.03					59	278	497	716	935	1154
10750.04 - 10753.36					58	277	496	715	934	1153
10753.37 - 10756.69					57	276	495	714	933	1152
10756.70 - 10760.03					56	275	494	713	932	1151
10760.04 - 10763.36					55	274	493	712	931	1150
10763.37 - 10766.69					54	273	492	711	930	1149
10766.70 - 10770.03					53	272	491	710	929	1148
10770.04 - 10773.36					52	271	490	709	928	1147
10773.37 - 10776.69					51	270	489	708	927	1146
10776.70 - 10780.03					50	269	488	707	926	1145
10780.04 - 10783.36					49	268	487	706	925	1144
10783.37 - 10786.69					48	267	486	705	924	1143
10786.70 - 10790.03					47	266	485	704	923	1142
10790.04 - 10793.36					46	265	484	703	922	1141

SAMPLE

**Basis of Issuance  
 October 1, 2023**

Reduction Amt: 30%

Monthly Net Income	----- Coupon / EBT Allotments by Household Size -----									
	Number of Persons in the Household									
	11 Persons	12 Persons	13 Persons	14 Persons	15 Persons	16 Persons	17 Persons	18 Persons	19 Persons	20 Persons
10793.37 - 10796.69					45	264	483	702	921	1140
10796.70 - 10800.03					44	263	482	701	920	1139
10800.04 - 10803.36					43	262	481	700	919	1138
10803.37 - 10806.69					42	261	480	699	918	1137
10806.70 - 10810.03					41	260	479	698	917	1136
10810.04 - 10813.36					40	259	478	697	916	1135
10813.37 - 10816.69					39	258	477	696	915	1134
10816.70 - 10820.03					38	257	476	695	914	1133
10820.04 - 10823.36					37	256	475	694	913	1132
10823.37 - 10826.69					36	255	474	693	912	1131
10826.70 - 10830.03					35	254	473	692	911	1130
10830.04 - 10833.36					34	253	472	691	910	1129
10833.37 - 10836.69					33	252	471	690	909	1128
10836.70 - 10840.03					32	251	470	689	908	1127
10840.04 - 10843.36					31	250	469	688	907	1126
10843.37 - 10846.69					30	249	468	687	906	1125
10846.70 - 10850.03					29	248	467	686	905	1124
10850.04 - 10853.36					28	247	466	685	904	1123
10853.37 - 10856.69					27	246	465	684	903	1122
10856.70 - 10860.03					26	245	464	683	902	1121
10860.04 - 10863.36					25	244	463	682	901	1120
10863.37 - 10866.69					24	243	462	681	900	1119
10866.70 - 10870.03					23	242	461	680	899	1118
10870.04 - 10873.36					22	241	460	679	898	1117
10873.37 - 10876.69					21	240	459	678	897	1116
10876.70 - 10880.03					20	239	458	677	896	1115
10880.04 - 10883.36					19	238	457	676	895	1114
10883.37 - 10886.69					18	237	456	675	894	1113
10886.70 - 10890.03					17	236	455	674	893	1112
10890.04 - 10893.36					16	235	454	673	892	1111
10893.37 - 10896.69					15	234	453	672	891	1110

SAMPLE

**Basis of Issuance  
 October 1, 2023**

Reduction Amt: 30%

Monthly Net Income	----- Coupon / EBT Allotments by Household Size -----									
	Number of Persons in the Household									
	11 Persons	12 Persons	13 Persons	14 Persons	15 Persons	16 Persons	17 Persons	18 Persons	19 Persons	20 Persons
10896.70 - 10900.03					14	233	452	671	890	1109
10900.04 - 10903.36					13	232	451	670	889	1108
10903.37 - 10906.69					12	231	450	669	888	1107
10906.70 - 10910.03					11	230	449	668	887	1106
10910.04 - 10913.36					10	229	448	667	886	1105
10913.37 - 10916.69					9	228	447	666	885	1104
10916.70 - 10920.03					8	227	446	665	884	1103
10920.04 - 10923.36					7	226	445	664	883	1102
10923.37 - 10926.69					6	225	444	663	882	1101
10926.70 - 10930.03					5	224	443	662	881	1100
10930.04 - 10933.36					4	223	442	661	880	1099
10933.37 - 10936.69					3	222	441	660	879	1098
10936.70 - 10940.03					2	221	440	659	878	1097
10940.04 - 10943.36					1	220	439	658	877	1096
10943.37 - 10946.69						219	438	657	876	1095
10946.70 - 10950.03						218	437	656	875	1094
10950.04 - 10953.36						217	436	655	874	1093
10953.37 - 10956.69						216	435	654	873	1092
10956.70 - 10960.03						215	434	653	872	1091
10960.04 - 10963.36						214	433	652	871	1090
10963.37 - 10966.69						213	432	651	870	1089
10966.70 - 10970.03						212	431	650	869	1088
10970.04 - 10973.36						211	430	649	868	1087
10973.37 - 10976.69						210	429	648	867	1086
10976.70 - 10980.03						209	428	647	866	1085
10980.04 - 10983.36						208	427	646	865	1084
10983.37 - 10986.69						207	426	645	864	1083
10986.70 - 10990.03						206	425	644	863	1082
10990.04 - 10993.36						205	424	643	862	1081
10993.37 - 10996.69						204	423	642	861	1080
10996.70 - 11000.03						203	422	641	860	1079

SAMPLE

**Basis of Issuance  
 October 1, 2023**

Reduction Amt: 30%

Monthly Net Income	----- Coupon / EBT Allotments by Household Size -----									
	Number of Persons in the Household									
	11 Persons	12 Persons	13 Persons	14 Persons	15 Persons	16 Persons	17 Persons	18 Persons	19 Persons	20 Persons
11000.04 - 11003.36						202	421	640	859	1078
11003.37 - 11006.69						201	420	639	858	1077
11006.70 - 11010.03						200	419	638	857	1076
11010.04 - 11013.36						199	418	637	856	1075
11013.37 - 11016.69						198	417	636	855	1074
11016.70 - 11020.03						197	416	635	854	1073
11020.04 - 11023.36						196	415	634	853	1072
11023.37 - 11026.69						195	414	633	852	1071
11026.70 - 11030.03						194	413	632	851	1070
11030.04 - 11033.36						193	412	631	850	1069
11033.37 - 11036.69						192	411	630	849	1068
11036.70 - 11040.03						191	410	629	848	1067
11040.04 - 11043.36						190	409	628	847	1066
11043.37 - 11046.69						189	408	627	846	1065
11046.70 - 11050.03						188	407	626	845	1064
11050.04 - 11053.36						187	406	625	844	1063
11053.37 - 11056.69						186	405	624	843	1062
11056.70 - 11060.03						185	404	623	842	1061
11060.04 - 11063.36						184	403	622	841	1060
11063.37 - 11066.69						183	402	621	840	1059
11066.70 - 11070.03						182	401	620	839	1058
11070.04 - 11073.36						181	400	619	838	1057
11073.37 - 11076.69						180	399	618	837	1056
11076.70 - 11080.03						179	398	617	836	1055
11080.04 - 11083.36						178	397	616	835	1054
11083.37 - 11086.69						177	396	615	834	1053
11086.70 - 11090.03						176	395	614	833	1052
11090.04 - 11093.36						175	394	613	832	1051
11093.37 - 11096.69						174	393	612	831	1050
11096.70 - 11100.03						173	392	611	830	1049
11100.04 - 11103.36						172	391	610	829	1048

SAMPLE



**Basis of Issuance  
 October 1, 2023**

Reduction Amt: 30%

Monthly Net Income	----- Coupon / EBT Allotments by Household Size -----									
	Number of Persons in the Household									
	11 Persons	12 Persons	13 Persons	14 Persons	15 Persons	16 Persons	17 Persons	18 Persons	19 Persons	20 Persons
11103.37 - 11106.69						171	390	609	828	1047
11106.70 - 11110.03						170	389	608	827	1046
11110.04 - 11113.36						169	388	607	826	1045
11113.37 - 11116.69						168	387	606	825	1044
11116.70 - 11120.03						167	386	605	824	1043
11120.04 - 11123.36						166	385	604	823	1042
11123.37 - 11126.69						165	384	603	822	1041
11126.70 - 11130.03						164	383	602	821	1040
11130.04 - 11133.36						163	382	601	820	1039
11133.37 - 11136.69						162	381	600	819	1038
11136.70 - 11140.03						161	380	599	818	1037
11140.04 - 11143.36						160	379	598	817	1036
11143.37 - 11146.69						159	378	597	816	1035
11146.70 - 11150.03						158	377	596	815	1034
11150.04 - 11153.36						157	376	595	814	1033
11153.37 - 11156.69						156	375	594	813	1032
11156.70 - 11160.03						155	374	593	812	1031
11160.04 - 11163.36						154	373	592	811	1030
11163.37 - 11166.69						153	372	591	810	1029
11166.70 - 11170.03						152	371	590	809	1028
11170.04 - 11173.36						151	370	589	808	1027
11173.37 - 11176.69						150	369	588	807	1026
11176.70 - 11180.03						149	368	587	806	1025
11180.04 - 11183.36						148	367	586	805	1024
11183.37 - 11186.69						147	366	585	804	1023
11186.70 - 11190.03						146	365	584	803	1022
11190.04 - 11193.36						145	364	583	802	1021
11193.37 - 11196.69						144	363	582	801	1020
11196.70 - 11200.03						143	362	581	800	1019
11200.04 - 11203.36						142	361	580	799	1018
11203.37 - 11206.69						141	360	579	798	1017

SAMPLE

**Basis of Issuance  
 October 1, 2023**

Reduction Amt: 30%

Monthly Net Income	----- Coupon / EBT Allotments by Household Size -----									
	Number of Persons in the Household									
	11 Persons	12 Persons	13 Persons	14 Persons	15 Persons	16 Persons	17 Persons	18 Persons	19 Persons	20 Persons
11206.70 - 11210.03						140	359	578	797	1016
11210.04 - 11213.36						139	358	577	796	1015
11213.37 - 11216.69						138	357	576	795	1014
11216.70 - 11220.03						137	356	575	794	1013
11220.04 - 11223.36						136	355	574	793	1012
11223.37 - 11226.69						135	354	573	792	1011
11226.70 - 11230.03						134	353	572	791	1010
11230.04 - 11233.36						133	352	571	790	1009
11233.37 - 11236.69						132	351	570	789	1008
11236.70 - 11240.03						131	350	569	788	1007
11240.04 - 11243.36						130	349	568	787	1006
11243.37 - 11246.69						129	348	567	786	1005
11246.70 - 11250.03						128	347	566	785	1004
11250.04 - 11253.36						127	346	565	784	1003
11253.37 - 11256.69						126	345	564	783	1002
11256.70 - 11260.03						125	344	563	782	1001
11260.04 - 11263.36						124	343	562	781	1000
11263.37 - 11266.69						123	342	561	780	999
11266.70 - 11270.03						122	341	560	779	998
11270.04 - 11273.36						121	340	559	778	997
11273.37 - 11276.69						120	339	558	777	996
11276.70 - 11280.03						119	338	557	776	995
11280.04 - 11283.36						118	337	556	775	994
11283.37 - 11286.69						117	336	555	774	993
11286.70 - 11290.03						116	335	554	773	992
11290.04 - 11293.36						115	334	553	772	991
11293.37 - 11296.69						114	333	552	771	990
11296.70 - 11300.03						113	332	551	770	989
11300.04 - 11303.36						112	331	550	769	988
11303.37 - 11306.69						111	330	549	768	987
11306.70 - 11310.03						110	329	548	767	986

SAMPLE

**Basis of Issuance  
 October 1, 2023**

Reduction Amt: 30%

Monthly Net Income	----- Coupon / EBT Allotments by Household Size -----									
	Number of Persons in the Household									
	11 Persons	12 Persons	13 Persons	14 Persons	15 Persons	16 Persons	17 Persons	18 Persons	19 Persons	20 Persons
11310.04 - 11313.36						109	328	547	766	985
11313.37 - 11316.69						108	327	546	765	984
11316.70 - 11320.03						107	326	545	764	983
11320.04 - 11323.36						106	325	544	763	982
11323.37 - 11326.69						105	324	543	762	981
11326.70 - 11330.03						104	323	542	761	980
11330.04 - 11333.36						103	322	541	760	979
11333.37 - 11336.69						102	321	540	759	978
11336.70 - 11340.03						101	320	539	758	977
11340.04 - 11343.36						100	319	538	757	976
11343.37 - 11346.69						99	318	537	756	975
11346.70 - 11350.03						98	317	536	755	974
11350.04 - 11353.36						97	316	535	754	973
11353.37 - 11356.69						96	315	534	753	972
11356.70 - 11360.03						95	314	533	752	971
11360.04 - 11363.36						94	313	532	751	970
11363.37 - 11366.69						93	312	531	750	969
11366.70 - 11370.03						92	311	530	749	968
11370.04 - 11373.36						91	310	529	748	967
11373.37 - 11376.69						90	309	528	747	966
11376.70 - 11380.03						89	308	527	746	965
11380.04 - 11383.36						88	307	526	745	964
11383.37 - 11386.69						87	306	525	744	963
11386.70 - 11390.03						86	305	524	743	962
11390.04 - 11393.36						85	304	523	742	961
11393.37 - 11396.69						84	303	522	741	960
11396.70 - 11400.03						83	302	521	740	959
11400.04 - 11403.36						82	301	520	739	958
11403.37 - 11406.69						81	300	519	738	957
11406.70 - 11410.03						80	299	518	737	956

SAMPLE

**Basis of Issuance  
 October 1, 2023**

Reduction Amt: 30%

Monthly Net Income	----- Coupon / EBT Allotments by Household Size -----									
	Number of Persons in the Household									
	11 Persons	12 Persons	13 Persons	14 Persons	15 Persons	16 Persons	17 Persons	18 Persons	19 Persons	20 Persons
11410.04 - 11413.36						79	298	517	736	955
11413.37 - 11416.69						78	297	516	735	954
11416.70 - 11420.03						77	296	515	734	953
11420.04 - 11423.36						76	295	514	733	952
11423.37 - 11426.69						75	294	513	732	951
11426.70 - 11430.03						74	293	512	731	950
11430.04 - 11433.36						73	292	511	730	949
11433.37 - 11436.69						72	291	510	729	948
11436.70 - 11440.03						71	290	509	728	947
11440.04 - 11443.36						70	289	508	727	946
11443.37 - 11446.69						69	288	507	726	945
11446.70 - 11450.03						68	287	506	725	944
11450.04 - 11453.36						67	286	505	724	943
11453.37 - 11456.69						66	285	504	723	942
11456.70 - 11460.03						65	284	503	722	941
11460.04 - 11463.36						64	283	502	721	940
11463.37 - 11466.69						63	282	501	720	939
11466.70 - 11470.03						62	281	500	719	938
11470.04 - 11473.36						61	280	499	718	937
11473.37 - 11476.69						60	279	498	717	936
11476.70 - 11480.03						59	278	497	716	935
11480.04 - 11483.36						58	277	496	715	934
11483.37 - 11486.69						57	276	495	714	933
11486.70 - 11490.03						56	275	494	713	932
11490.04 - 11493.36						55	274	493	712	931
11493.37 - 11496.69						54	273	492	711	930
11496.70 - 11500.03						53	272	491	710	929
11500.04 - 11503.36						52	271	490	709	928
11503.37 - 11506.69						51	270	489	708	927
11506.70 - 11510.03						50	269	488	707	926
11510.04 - 11513.36						49	268	487	706	925

SAMPLE

**Basis of Issuance  
 October 1, 2023**

Reduction Amt: 30%

Monthly Net Income	----- Coupon / EBT Allotments by Household Size -----									
	Number of Persons in the Household									
	11 Persons	12 Persons	13 Persons	14 Persons	15 Persons	16 Persons	17 Persons	18 Persons	19 Persons	20 Persons
11513.37 - 11516.69						48	267	486	705	924
11516.70 - 11520.03						47	266	485	704	923
11520.04 - 11523.36						46	265	484	703	922
11523.37 - 11526.69						45	264	483	702	921
11526.70 - 11530.03						44	263	482	701	920
11530.04 - 11533.36						43	262	481	700	919
11533.37 - 11536.69						42	261	480	699	918
11536.70 - 11540.03						41	260	479	698	917
11540.04 - 11543.36						40	259	478	697	916
11543.37 - 11546.69						39	258	477	696	915
11546.70 - 11550.03						38	257	476	695	914
11550.04 - 11553.36						37	256	475	694	913
11553.37 - 11556.69						36	255	474	693	912
11556.70 - 11560.03						35	254	473	692	911
11560.04 - 11563.36						34	253	472	691	910
11563.37 - 11566.69						33	252	471	690	909
11566.70 - 11570.03						32	251	470	689	908
11570.04 - 11573.36						31	250	469	688	907
11573.37 - 11576.69						30	249	468	687	906
11576.70 - 11580.03						29	248	467	686	905
11580.04 - 11583.36						28	247	466	685	904
11583.37 - 11586.69						27	246	465	684	903
11586.70 - 11590.03						26	245	464	683	902
11590.04 - 11593.36						25	244	463	682	901
11593.37 - 11596.69						24	243	462	681	900
11596.70 - 11600.03						23	242	461	680	899
11600.04 - 11603.36						22	241	460	679	898
11603.37 - 11606.69						21	240	459	678	897
11606.70 - 11610.03						20	239	458	677	896
11610.04 - 11613.36						19	238	457	676	895
11613.37 - 11616.69						18	237	456	675	894

SAMPLE

**Basis of Issuance  
 October 1, 2023**

Reduction Amt: 30%

Monthly Net Income	----- Coupon / EBT Allotments by Household Size -----									
	Number of Persons in the Household									
	11 Persons	12 Persons	13 Persons	14 Persons	15 Persons	16 Persons	17 Persons	18 Persons	19 Persons	20 Persons
11616.70 - 11620.03						17	236	455	674	893
11620.04 - 11623.36						16	235	454	673	892
11623.37 - 11626.69						15	234	453	672	891
11626.70 - 11630.03						14	233	452	671	890
11630.04 - 11633.36						13	232	451	670	889
11633.37 - 11636.69						12	231	450	669	888
11636.70 - 11640.03						11	230	449	668	887
11640.04 - 11643.36						10	229	448	667	886
11643.37 - 11646.69						9	228	447	666	885
11646.70 - 11650.03						8	227	446	665	884
11650.04 - 11653.36						7	226	445	664	883
11653.37 - 11656.69						6	225	444	663	882
11656.70 - 11660.03						5	224	443	662	881
11660.04 - 11663.36						4	223	442	661	880
11663.37 - 11666.69						3	222	441	660	879
11666.70 - 11670.03						2	221	440	659	878
11670.04 - 11673.36						1	220	439	658	877
11673.37 - 11676.69							219	438	657	876
11676.70 - 11680.03							218	437	656	875
11680.04 - 11683.36							217	436	655	874
11683.37 - 11686.69							216	435	654	873
11686.70 - 11690.03							215	434	653	872
11690.04 - 11693.36							214	433	652	871
11693.37 - 11696.69							213	432	651	870
11696.70 - 11700.03							212	431	650	869
11700.04 - 11703.36							211	430	649	868
11703.37 - 11706.69							210	429	648	867
11706.70 - 11710.03							209	428	647	866
11710.04 - 11713.36							208	427	646	865
11713.37 - 11716.69							207	426	645	864
11716.70 - 11720.03							206	425	644	863

SAMPLE

**Basis of Issuance  
 October 1, 2023**

Reduction Amt: 30%

Monthly Net Income	----- Coupon / EBT Allotments by Household Size -----									
	Number of Persons in the Household									
	11 Persons	12 Persons	13 Persons	14 Persons	15 Persons	16 Persons	17 Persons	18 Persons	19 Persons	20 Persons
11720.04 - 11723.36							205	424	643	862
11723.37 - 11726.69							204	423	642	861
11726.70 - 11730.03							203	422	641	860
11730.04 - 11733.36							202	421	640	859
11733.37 - 11736.69							201	420	639	858
11736.70 - 11740.03							200	419	638	857
11740.04 - 11743.36							199	418	637	856
11743.37 - 11746.69							198	417	636	855
11746.70 - 11750.03							197	416	635	854
11750.04 - 11753.36							196	415	634	853
11753.37 - 11756.69							195	414	633	852
11756.70 - 11760.03							194	413	632	851
11760.04 - 11763.36							193	412	631	850
11763.37 - 11766.69							192	411	630	849
11766.70 - 11770.03							191	410	629	848
11770.04 - 11773.36							190	409	628	847
11773.37 - 11776.69							189	408	627	846
11776.70 - 11780.03							188	407	626	845
11780.04 - 11783.36							187	406	625	844
11783.37 - 11786.69							186	405	624	843
11786.70 - 11790.03							185	404	623	842
11790.04 - 11793.36							184	403	622	841
11793.37 - 11796.69							183	402	621	840
11796.70 - 11800.03							182	401	620	839
11800.04 - 11803.36							181	400	619	838
11803.37 - 11806.69							180	399	618	837
11806.70 - 11810.03							179	398	617	836
11810.04 - 11813.36							178	397	616	835
11813.37 - 11816.69							177	396	615	834
11816.70 - 11820.03							176	395	614	833
11820.04 - 11823.36							175	394	613	832

SAMPLE

**Basis of Issuance  
 October 1, 2023**

Reduction Amt: 30%

Monthly Net Income	----- Coupon / EBT Allotments by Household Size -----									
	Number of Persons in the Household									
	11 Persons	12 Persons	13 Persons	14 Persons	15 Persons	16 Persons	17 Persons	18 Persons	19 Persons	20 Persons
11823.37 - 11826.69							174	393	612	831
11826.70 - 11830.03							173	392	611	830
11830.04 - 11833.36							172	391	610	829
11833.37 - 11836.69							171	390	609	828
11836.70 - 11840.03							170	389	608	827
11840.04 - 11843.36							169	388	607	826
11843.37 - 11846.69							168	387	606	825
11846.70 - 11850.03							167	386	605	824
11850.04 - 11853.36							166	385	604	823
11853.37 - 11856.69							165	384	603	822
11856.70 - 11860.03							164	383	602	821
11860.04 - 11863.36							163	382	601	820
11863.37 - 11866.69							162	381	600	819
11866.70 - 11870.03							161	380	599	818
11870.04 - 11873.36							160	379	598	817
11873.37 - 11876.69							159	378	597	816
11876.70 - 11880.03							158	377	596	815
11880.04 - 11883.36							157	376	595	814
11883.37 - 11886.69							156	375	594	813
11886.70 - 11890.03							155	374	593	812
11890.04 - 11893.36							154	373	592	811
11893.37 - 11896.69							153	372	591	810
11896.70 - 11900.03							152	371	590	809
11900.04 - 11903.36							151	370	589	808
11903.37 - 11906.69							150	369	588	807
11906.70 - 11910.03							149	368	587	806
11910.04 - 11913.36							148	367	586	805
11913.37 - 11916.69							147	366	585	804
11916.70 - 11920.03							146	365	584	803
11920.04 - 11923.36							145	364	583	802
11923.37 - 11926.69							144	363	582	801

SAMPLE



**Basis of Issuance  
 October 1, 2023**

Reduction Amt: 30%

Monthly Net Income	----- Coupon / EBT Allotments by Household Size -----									
	Number of Persons in the Household									
	11 Persons	12 Persons	13 Persons	14 Persons	15 Persons	16 Persons	17 Persons	18 Persons	19 Persons	20 Persons
11926.70 - 11930.03							143	362	581	800
11930.04 - 11933.36							142	361	580	799
11933.37 - 11936.69							141	360	579	798
11936.70 - 11940.03							140	359	578	797
11940.04 - 11943.36							139	358	577	796
11943.37 - 11946.69							138	357	576	795
11946.70 - 11950.03							137	356	575	794
11950.04 - 11953.36							136	355	574	793
11953.37 - 11956.69							135	354	573	792
11956.70 - 11960.03							134	353	572	791
11960.04 - 11963.36							133	352	571	790
11963.37 - 11966.69							132	351	570	789
11966.70 - 11970.03							131	350	569	788
11970.04 - 11973.36							130	349	568	787
11973.37 - 11976.69							129	348	567	786
11976.70 - 11980.03							128	347	566	785
11980.04 - 11983.36							127	346	565	784
11983.37 - 11986.69							126	345	564	783
11986.70 - 11990.03							125	344	563	782
11990.04 - 11993.36							124	343	562	781
11993.37 - 11996.69							123	342	561	780
11996.70 - 12000.03							122	341	560	779
12000.04 - 12003.36							121	340	559	778
12003.37 - 12006.69							120	339	558	777
12006.70 - 12010.03							119	338	557	776
12010.04 - 12013.36							118	337	556	775
12013.37 - 12016.69							117	336	555	774
12016.70 - 12020.03							116	335	554	773
12020.04 - 12023.36							115	334	553	772
12023.37 - 12026.69							114	333	552	771
12026.70 - 12030.03							113	332	551	770

SAMPLE

**Basis of Issuance  
 October 1, 2023**

Reduction Amt: 30%

Monthly Net Income	----- Coupon / EBT Allotments by Household Size -----									
	Number of Persons in the Household									
	11 Persons	12 Persons	13 Persons	14 Persons	15 Persons	16 Persons	17 Persons	18 Persons	19 Persons	20 Persons
12030.04 - 12033.36							112	331	550	769
12033.37 - 12036.69							111	330	549	768
12036.70 - 12040.03							110	329	548	767
12040.04 - 12043.36							109	328	547	766
12043.37 - 12046.69							108	327	546	765
12046.70 - 12050.03							107	326	545	764
12050.04 - 12053.36							106	325	544	763
12053.37 - 12056.69							105	324	543	762
12056.70 - 12060.03							104	323	542	761
12060.04 - 12063.36							103	322	541	760
12063.37 - 12066.69							102	321	540	759
12066.70 - 12070.03							101	320	539	758
12070.04 - 12073.36							100	319	538	757
12073.37 - 12076.69							99	318	537	756
12076.70 - 12080.03							98	317	536	755
12080.04 - 12083.36							97	316	535	754
12083.37 - 12086.69							96	315	534	753
12086.70 - 12090.03							95	314	533	752
12090.04 - 12093.36							94	313	532	751
12093.37 - 12096.69							93	312	531	750
12096.70 - 12100.03							92	311	530	749
12100.04 - 12103.36							91	310	529	748
12103.37 - 12106.69							90	309	528	747
12106.70 - 12110.03							89	308	527	746
12110.04 - 12113.36							88	307	526	745
12113.37 - 12116.69							87	306	525	744
12116.70 - 12120.03							86	305	524	743
12120.04 - 12123.36							85	304	523	742
12123.37 - 12126.69							84	303	522	741
12126.70 - 12130.03							83	302	521	740

SAMPLE

**Basis of Issuance  
October 1, 2023**

Reduction Amt: 30%

Monthly Net Income	----- Coupon / EBT Allotments by Household Size -----									
	Number of Persons in the Household									
	11 Persons	12 Persons	13 Persons	14 Persons	15 Persons	16 Persons	17 Persons	18 Persons	19 Persons	20 Persons
12130.04 - 12133.36							82	301	520	739
12133.37 - 12136.69							81	300	519	738
12136.70 - 12140.03							80	299	518	737
12140.04 - 12143.36							79	298	517	736
12143.37 - 12146.69							78	297	516	735
12146.70 - 12150.03							77	296	515	734
12150.04 - 12153.36							76	295	514	733
12153.37 - 12156.69							75	294	513	732
12156.70 - 12160.03							74	293	512	731
12160.04 - 12163.36							73	292	511	730
12163.37 - 12166.69							72	291	510	729
12166.70 - 12170.03							71	290	509	728
12170.04 - 12173.36							70	289	508	727
12173.37 - 12176.69							69	288	507	726
12176.70 - 12180.03							68	287	506	725
12180.04 - 12183.36							67	286	505	724
12183.37 - 12186.69							66	285	504	723
12186.70 - 12190.03							65	284	503	722
12190.04 - 12193.36							64	283	502	721
12193.37 - 12196.69							63	282	501	720
12196.70 - 12200.03							62	281	500	719
12200.04 - 12203.36							61	280	499	718
12203.37 - 12206.69							60	279	498	717
12206.70 - 12210.03							59	278	497	716
12210.04 - 12213.36							58	277	496	715
12213.37 - 12216.69							57	276	495	714
12216.70 - 12220.03							56	275	494	713
12220.04 - 12223.36							55	274	493	712
12223.37 - 12226.69							54	273	492	711
12226.70 - 12230.03							53	272	491	710
12230.04 - 12233.36							52	271	490	709

SAMPLE

**Basis of Issuance  
 October 1, 2023**

Reduction Amt: 30%

Monthly Net Income	----- Coupon / EBT Allotments by Household Size -----									
	Number of Persons in the Household									
	11 Persons	12 Persons	13 Persons	14 Persons	15 Persons	16 Persons	17 Persons	18 Persons	19 Persons	20 Persons
12233.37 - 12236.69							51	270	489	708
12236.70 - 12240.03							50	269	488	707
12240.04 - 12243.36							49	268	487	706
12243.37 - 12246.69							48	267	486	705
12246.70 - 12250.03							47	266	485	704
12250.04 - 12253.36							46	265	484	703
12253.37 - 12256.69							45	264	483	702
12256.70 - 12260.03							44	263	482	701
12260.04 - 12263.36							43	262	481	700
12263.37 - 12266.69							42	261	480	699
12266.70 - 12270.03							41	260	479	698
12270.04 - 12273.36							40	259	478	697
12273.37 - 12276.69							39	258	477	696
12276.70 - 12280.03							38	257	476	695
12280.04 - 12283.36							37	256	475	694
12283.37 - 12286.69							36	255	474	693
12286.70 - 12290.03							35	254	473	692
12290.04 - 12293.36							34	253	472	691
12293.37 - 12296.69							33	252	471	690
12296.70 - 12300.03							32	251	470	689
12300.04 - 12303.36							31	250	469	688
12303.37 - 12306.69							30	249	468	687
12306.70 - 12310.03							29	248	467	686
12310.04 - 12313.36							28	247	466	685
12313.37 - 12316.69							27	246	465	684
12316.70 - 12320.03							26	245	464	683
12320.04 - 12323.36							25	244	463	682
12323.37 - 12326.69							24	243	462	681
12326.70 - 12330.03							23	242	461	680
12330.04 - 12333.36							22	241	460	679
12333.37 - 12336.69							21	240	459	678

SAMPLE

**Basis of Issuance  
 October 1, 2023**

Reduction Amt: 30%

Monthly Net Income	----- Coupon / EBT Allotments by Household Size -----									
	Number of Persons in the Household									
	11 Persons	12 Persons	13 Persons	14 Persons	15 Persons	16 Persons	17 Persons	18 Persons	19 Persons	20 Persons
12336.70 - 12340.03							20	239	458	677
12340.04 - 12343.36							19	238	457	676
12343.37 - 12346.69							18	237	456	675
12346.70 - 12350.03							17	236	455	674
12350.04 - 12353.36							16	235	454	673
12353.37 - 12356.69							15	234	453	672
12356.70 - 12360.03							14	233	452	671
12360.04 - 12363.36							13	232	451	670
12363.37 - 12366.69							12	231	450	669
12366.70 - 12370.03							11	230	449	668
12370.04 - 12373.36							10	229	448	667
12373.37 - 12376.69							9	228	447	666
12376.70 - 12380.03							8	227	446	665
12380.04 - 12383.36							7	226	445	664
12383.37 - 12386.69							6	225	444	663
12386.70 - 12390.03							5	224	443	662
12390.04 - 12393.36							4	223	442	661
12393.37 - 12396.69							3	222	441	660
12396.70 - 12400.03							2	221	440	659
12400.04 - 12403.36							1	220	439	658
12403.37 - 12406.69								219	438	657
12406.70 - 12410.03								218	437	656
12410.04 - 12413.36								217	436	655
12413.37 - 12416.69								216	435	654
12416.70 - 12420.03								215	434	653
12420.04 - 12423.36								214	433	652
12423.37 - 12426.69								213	432	651
12426.70 - 12430.03								212	431	650
12430.04 - 12433.36								211	430	649
12433.37 - 12436.69								210	429	648
12436.70 - 12440.03								209	428	647

SAMPLE

**Basis of Issuance  
 October 1, 2023**

Reduction Amt: 30%

Monthly Net Income	----- Coupon / EBT Allotments by Household Size -----									
	Number of Persons in the Household									
	11 Persons	12 Persons	13 Persons	14 Persons	15 Persons	16 Persons	17 Persons	18 Persons	19 Persons	20 Persons
12440.04 - 12443.36								208	427	646
12443.37 - 12446.69								207	426	645
12446.70 - 12450.03								206	425	644
12450.04 - 12453.36								205	424	643
12453.37 - 12456.69								204	423	642
12456.70 - 12460.03								203	422	641
12460.04 - 12463.36								202	421	640
12463.37 - 12466.69								201	420	639
12466.70 - 12470.03								200	419	638
12470.04 - 12473.36								199	418	637
12473.37 - 12476.69								198	417	636
12476.70 - 12480.03								197	416	635
12480.04 - 12483.36								196	415	634
12483.37 - 12486.69								195	414	633
12486.70 - 12490.03								194	413	632
12490.04 - 12493.36								193	412	631
12493.37 - 12496.69								192	411	630
12496.70 - 12500.03								191	410	629
12500.04 - 12503.36								190	409	628
12503.37 - 12506.69								189	408	627
12506.70 - 12510.03								188	407	626
12510.04 - 12513.36								187	406	625
12513.37 - 12516.69								186	405	624
12516.70 - 12520.03								185	404	623
12520.04 - 12523.36								184	403	622
12523.37 - 12526.69								183	402	621
12526.70 - 12530.03								182	401	620
12530.04 - 12533.36								181	400	619
12533.37 - 12536.69								180	399	618
12536.70 - 12540.03								179	398	617
12540.04 - 12543.36								178	397	616

SAMPLE

**Basis of Issuance  
 October 1, 2023**

Reduction Amt: 30%

Monthly Net Income	----- Coupon / EBT Allotments by Household Size -----									
	Number of Persons in the Household									
	11 Persons	12 Persons	13 Persons	14 Persons	15 Persons	16 Persons	17 Persons	18 Persons	19 Persons	20 Persons
12543.37 - 12546.69								177	396	615
12546.70 - 12550.03								176	395	614
12550.04 - 12553.36								175	394	613
12553.37 - 12556.69								174	393	612
12556.70 - 12560.03								173	392	611
12560.04 - 12563.36								172	391	610
12563.37 - 12566.69								171	390	609
12566.70 - 12570.03								170	389	608
12570.04 - 12573.36								169	388	607
12573.37 - 12576.69								168	387	606
12576.70 - 12580.03								167	386	605
12580.04 - 12583.36								166	385	604
12583.37 - 12586.69								165	384	603
12586.70 - 12590.03								164	383	602
12590.04 - 12593.36								163	382	601
12593.37 - 12596.69								162	381	600
12596.70 - 12600.03								161	380	599
12600.04 - 12603.36								160	379	598
12603.37 - 12606.69								159	378	597
12606.70 - 12610.03								158	377	596
12610.04 - 12613.36								157	376	595
12613.37 - 12616.69								156	375	594
12616.70 - 12620.03								155	374	593
12620.04 - 12623.36								154	373	592
12623.37 - 12626.69								153	372	591
12626.70 - 12630.03								152	371	590
12630.04 - 12633.36								151	370	589
12633.37 - 12636.69								150	369	588
12636.70 - 12640.03								149	368	587
12640.04 - 12643.36								148	367	586
12643.37 - 12646.69								147	366	585

SAMPLE

**Basis of Issuance  
 October 1, 2023**

Reduction Amt: 30%

Monthly Net Income	----- Coupon / EBT Allotments by Household Size -----									
	Number of Persons in the Household									
	11 Persons	12 Persons	13 Persons	14 Persons	15 Persons	16 Persons	17 Persons	18 Persons	19 Persons	20 Persons
12646.70 - 12650.03								146	365	584
12650.04 - 12653.36								145	364	583
12653.37 - 12656.69								144	363	582
12656.70 - 12660.03								143	362	581
12660.04 - 12663.36								142	361	580
12663.37 - 12666.69								141	360	579
12666.70 - 12670.03								140	359	578
12670.04 - 12673.36								139	358	577
12673.37 - 12676.69								138	357	576
12676.70 - 12680.03								137	356	575
12680.04 - 12683.36								136	355	574
12683.37 - 12686.69								135	354	573
12686.70 - 12690.03								134	353	572
12690.04 - 12693.36								133	352	571
12693.37 - 12696.69								132	351	570
12696.70 - 12700.03								131	350	569
12700.04 - 12703.36								130	349	568
12703.37 - 12706.69								129	348	567
12706.70 - 12710.03								128	347	566
12710.04 - 12713.36								127	346	565
12713.37 - 12716.69								126	345	564
12716.70 - 12720.03								125	344	563
12720.04 - 12723.36								124	343	562
12723.37 - 12726.69								123	342	561
12726.70 - 12730.03								122	341	560
12730.04 - 12733.36								121	340	559
12733.37 - 12736.69								120	339	558
12736.70 - 12740.03								119	338	557
12740.04 - 12743.36								118	337	556
12743.37 - 12746.69								117	336	555
12746.70 - 12750.03								116	335	554

SAMPLE



**Basis of Issuance  
 October 1, 2023**

Reduction Amt: 30%

Monthly Net Income	----- Coupon / EBT Allotments by Household Size -----									
	Number of Persons in the Household									
	11 Persons	12 Persons	13 Persons	14 Persons	15 Persons	16 Persons	17 Persons	18 Persons	19 Persons	20 Persons
12750.04 - 12753.36								115	334	553
12753.37 - 12756.69								114	333	552
12756.70 - 12760.03								113	332	551
12760.04 - 12763.36								112	331	550
12763.37 - 12766.69								111	330	549
12766.70 - 12770.03								110	329	548
12770.04 - 12773.36								109	328	547
12773.37 - 12776.69								108	327	546
12776.70 - 12780.03								107	326	545
12780.04 - 12783.36								106	325	544
12783.37 - 12786.69								105	324	543
12786.70 - 12790.03								104	323	542
12790.04 - 12793.36								103	322	541
12793.37 - 12796.69								102	321	540
12796.70 - 12800.03								101	320	539
12800.04 - 12803.36								100	319	538
12803.37 - 12806.69								99	318	537
12806.70 - 12810.03								98	317	536
12810.04 - 12813.36								97	316	535
12813.37 - 12816.69								96	315	534
12816.70 - 12820.03								95	314	533
12820.04 - 12823.36								94	313	532
12823.37 - 12826.69								93	312	531
12826.70 - 12830.03								92	311	530
12830.04 - 12833.36								91	310	529
12833.37 - 12836.69								90	309	528
12836.70 - 12840.03								89	308	527
12840.04 - 12843.36								88	307	526
12843.37 - 12846.69								87	306	525
12846.70 - 12850.03								86	305	524

SAMPLE

**Basis of Issuance  
 October 1, 2023**

Reduction Amt: 30%

Monthly Net Income	----- Coupon / EBT Allotments by Household Size -----									
	Number of Persons in the Household									
	11 Persons	12 Persons	13 Persons	14 Persons	15 Persons	16 Persons	17 Persons	18 Persons	19 Persons	20 Persons
12850.04 - 12853.36								85	304	523
12853.37 - 12856.69								84	303	522
12856.70 - 12860.03								83	302	521
12860.04 - 12863.36								82	301	520
12863.37 - 12866.69								81	300	519
12866.70 - 12870.03								80	299	518
12870.04 - 12873.36								79	298	517
12873.37 - 12876.69								78	297	516
12876.70 - 12880.03								77	296	515
12880.04 - 12883.36								76	295	514
12883.37 - 12886.69								75	294	513
12886.70 - 12890.03								74	293	512
12890.04 - 12893.36								73	292	511
12893.37 - 12896.69								72	291	510
12896.70 - 12900.03								71	290	509
12900.04 - 12903.36								70	289	508
12903.37 - 12906.69								69	288	507
12906.70 - 12910.03								68	287	506
12910.04 - 12913.36								67	286	505
12913.37 - 12916.69								66	285	504
12916.70 - 12920.03								65	284	503
12920.04 - 12923.36								64	283	502
12923.37 - 12926.69								63	282	501
12926.70 - 12930.03								62	281	500
12930.04 - 12933.36								61	280	499
12933.37 - 12936.69								60	279	498
12936.70 - 12940.03								59	278	497
12940.04 - 12943.36								58	277	496
12943.37 - 12946.69								57	276	495
12946.70 - 12950.03								56	275	494
12950.04 - 12953.36								55	274	493

SAMPLE

**Basis of Issuance  
 October 1, 2023**

Reduction Amt: 30%

Monthly Net Income	----- Coupon / EBT Allotments by Household Size -----									
	Number of Persons in the Household									
	11 Persons	12 Persons	13 Persons	14 Persons	15 Persons	16 Persons	17 Persons	18 Persons	19 Persons	20 Persons
12953.37 - 12956.69								54	273	492
12956.70 - 12960.03								53	272	491
12960.04 - 12963.36								52	271	490
12963.37 - 12966.69								51	270	489
12966.70 - 12970.03								50	269	488
12970.04 - 12973.36								49	268	487
12973.37 - 12976.69								48	267	486
12976.70 - 12980.03								47	266	485
12980.04 - 12983.36								46	265	484
12983.37 - 12986.69								45	264	483
12986.70 - 12990.03								44	263	482
12990.04 - 12993.36								43	262	481
12993.37 - 12996.69								42	261	480
12996.70 - 13000.03								41	260	479
13000.04 - 13003.36								40	259	478
13003.37 - 13006.69								39	258	477
13006.70 - 13010.03								38	257	476
13010.04 - 13013.36								37	256	475
13013.37 - 13016.69								36	255	474
13016.70 - 13020.03								35	254	473
13020.04 - 13023.36								34	253	472
13023.37 - 13026.69								33	252	471
13026.70 - 13030.03								32	251	470
13030.04 - 13033.36								31	250	469
13033.37 - 13036.69								30	249	468
13036.70 - 13040.03								29	248	467
13040.04 - 13043.36								28	247	466
13043.37 - 13046.69								27	246	465
13046.70 - 13050.03								26	245	464
13050.04 - 13053.36								25	244	463
13053.37 - 13056.69								24	243	462

SAMPLE

**Basis of Issuance  
 October 1, 2023**

Reduction Amt: 30%

Monthly Net Income	----- Coupon / EBT Allotments by Household Size -----									
	Number of Persons in the Household									
	11 Persons	12 Persons	13 Persons	14 Persons	15 Persons	16 Persons	17 Persons	18 Persons	19 Persons	20 Persons
13056.70 - 13060.03								23	242	461
13060.04 - 13063.36								22	241	460
13063.37 - 13066.69								21	240	459
13066.70 - 13070.03								20	239	458
13070.04 - 13073.36								19	238	457
13073.37 - 13076.69								18	237	456
13076.70 - 13080.03								17	236	455
13080.04 - 13083.36								16	235	454
13083.37 - 13086.69								15	234	453
13086.70 - 13090.03								14	233	452
13090.04 - 13093.36								13	232	451
13093.37 - 13096.69								12	231	450
13096.70 - 13100.03								11	230	449
13100.04 - 13103.36								10	229	448
13103.37 - 13106.69								9	228	447
13106.70 - 13110.03								8	227	446
13110.04 - 13113.36								7	226	445
13113.37 - 13116.69								6	225	444
13116.70 - 13120.03								5	224	443
13120.04 - 13123.36								4	223	442
13123.37 - 13126.69								3	222	441
13126.70 - 13130.03								2	221	440
13130.04 - 13133.36								1	220	439
13133.37 - 13136.69									219	438
13136.70 - 13140.03									218	437
13140.04 - 13143.36									217	436
13143.37 - 13146.69									216	435
13146.70 - 13150.03									215	434
13150.04 - 13153.36									214	433
13153.37 - 13156.69									213	432
13156.70 - 13160.03									212	431

SAMPLE

**Basis of Issuance  
 October 1, 2023**

Reduction Amt: 30%

Monthly Net Income	----- Coupon / EBT Allotments by Household Size -----									
	Number of Persons in the Household									
	11 Persons	12 Persons	13 Persons	14 Persons	15 Persons	16 Persons	17 Persons	18 Persons	19 Persons	20 Persons
13160.04 - 13163.36									211	430
13163.37 - 13166.69									210	429
13166.70 - 13170.03									209	428
13170.04 - 13173.36									208	427
13173.37 - 13176.69									207	426
13176.70 - 13180.03									206	425
13180.04 - 13183.36									205	424
13183.37 - 13186.69									204	423
13186.70 - 13190.03									203	422
13190.04 - 13193.36									202	421
13193.37 - 13196.69									201	420
13196.70 - 13200.03									200	419
13200.04 - 13203.36									199	418
13203.37 - 13206.69									198	417
13206.70 - 13210.03									197	416
13210.04 - 13213.36									196	415
13213.37 - 13216.69									195	414
13216.70 - 13220.03									194	413
13220.04 - 13223.36									193	412
13223.37 - 13226.69									192	411
13226.70 - 13230.03									191	410
13230.04 - 13233.36									190	409
13233.37 - 13236.69									189	408
13236.70 - 13240.03									188	407
13240.04 - 13243.36									187	406
13243.37 - 13246.69									186	405
13246.70 - 13250.03									185	404
13250.04 - 13253.36									184	403
13253.37 - 13256.69									183	402
13256.70 - 13260.03									182	401
13260.04 - 13263.36									181	400

SAMPLE

**Basis of Issuance  
 October 1, 2023**

Reduction Amt: 30%

Monthly Net Income	----- Coupon / EBT Allotments by Household Size -----									
	Number of Persons in the Household									
	11 Persons	12 Persons	13 Persons	14 Persons	15 Persons	16 Persons	17 Persons	18 Persons	19 Persons	20 Persons
13263.37 - 13266.69									180	399
13266.70 - 13270.03									179	398
13270.04 - 13273.36									178	397
13273.37 - 13276.69									177	396
13276.70 - 13280.03									176	395
13280.04 - 13283.36									175	394
13283.37 - 13286.69									174	393
13286.70 - 13290.03									173	392
13290.04 - 13293.36									172	391
13293.37 - 13296.69									171	390
13296.70 - 13300.03									170	389
13300.04 - 13303.36									169	388
13303.37 - 13306.69									168	387
13306.70 - 13310.03									167	386
13310.04 - 13313.36									166	385
13313.37 - 13316.69									165	384
13316.70 - 13320.03									164	383
13320.04 - 13323.36									163	382
13323.37 - 13326.69									162	381
13326.70 - 13330.03									161	380
13330.04 - 13333.36									160	379
13333.37 - 13336.69									159	378
13336.70 - 13340.03									158	377
13340.04 - 13343.36									157	376
13343.37 - 13346.69									156	375
13346.70 - 13350.03									155	374
13350.04 - 13353.36									154	373
13353.37 - 13356.69									153	372
13356.70 - 13360.03									152	371
13360.04 - 13363.36									151	370
13363.37 - 13366.69									150	369

SAMPLE

**Basis of Issuance  
 October 1, 2023**

Reduction Amt: 30%

Monthly Net Income	----- Coupon / EBT Allotments by Household Size -----									
	Number of Persons in the Household									
	11 Persons	12 Persons	13 Persons	14 Persons	15 Persons	16 Persons	17 Persons	18 Persons	19 Persons	20 Persons
13366.70 - 13370.03									149	368
13370.04 - 13373.36									148	367
13373.37 - 13376.69									147	366
13376.70 - 13380.03									146	365
13380.04 - 13383.36									145	364
13383.37 - 13386.69									144	363
13386.70 - 13390.03									143	362
13390.04 - 13393.36									142	361
13393.37 - 13396.69									141	360
13396.70 - 13400.03									140	359
13400.04 - 13403.36									139	358
13403.37 - 13406.69									138	357
13406.70 - 13410.03									137	356
13410.04 - 13413.36									136	355
13413.37 - 13416.69									135	354
13416.70 - 13420.03									134	353
13420.04 - 13423.36									133	352
13423.37 - 13426.69									132	351
13426.70 - 13430.03									131	350
13430.04 - 13433.36									130	349
13433.37 - 13436.69									129	348
13436.70 - 13440.03									128	347
13440.04 - 13443.36									127	346
13443.37 - 13446.69									126	345
13446.70 - 13450.03									125	344
13450.04 - 13453.36									124	343
13453.37 - 13456.69									123	342
13456.70 - 13460.03									122	341
13460.04 - 13463.36									121	340
13463.37 - 13466.69									120	339
13466.70 - 13470.03									119	338

SAMPLE

**Basis of Issuance  
 October 1, 2023**

Reduction Amt: 30%

Monthly Net Income	----- Coupon / EBT Allotments by Household Size -----									
	Number of Persons in the Household									
	11 Persons	12 Persons	13 Persons	14 Persons	15 Persons	16 Persons	17 Persons	18 Persons	19 Persons	20 Persons
13470.04 - 13473.36									118	337
13473.37 - 13476.69									117	336
13476.70 - 13480.03									116	335
13480.04 - 13483.36									115	334
13483.37 - 13486.69									114	333
13486.70 - 13490.03									113	332
13490.04 - 13493.36									112	331
13493.37 - 13496.69									111	330
13496.70 - 13500.03									110	329
13500.04 - 13503.36									109	328
13503.37 - 13506.69									108	327
13506.70 - 13510.03									107	326
13510.04 - 13513.36									106	325
13513.37 - 13516.69									105	324
13516.70 - 13520.03									104	323
13520.04 - 13523.36									103	322
13523.37 - 13526.69									102	321
13526.70 - 13530.03									101	320
13530.04 - 13533.36									100	319
13533.37 - 13536.69									99	318
13536.70 - 13540.03									98	317
13540.04 - 13543.36									97	316
13543.37 - 13546.69									96	315
13546.70 - 13550.03									95	314
13550.04 - 13553.36									94	313
13553.37 - 13556.69									93	312
13556.70 - 13560.03									92	311
13560.04 - 13563.36									91	310
13563.37 - 13566.69									90	309
13566.70 - 13570.03									89	308

SAMPLE



**Basis of Issuance  
 October 1, 2023**

Reduction Amt: 30%

Monthly Net Income	----- Coupon / EBT Allotments by Household Size -----									
	Number of Persons in the Household									
	11 Persons	12 Persons	13 Persons	14 Persons	15 Persons	16 Persons	17 Persons	18 Persons	19 Persons	20 Persons
13570.04 - 13573.36									88	307
13573.37 - 13576.69									87	306
13576.70 - 13580.03									86	305
13580.04 - 13583.36									85	304
13583.37 - 13586.69									84	303
13586.70 - 13590.03									83	302
13590.04 - 13593.36									82	301
13593.37 - 13596.69									81	300
13596.70 - 13600.03									80	299
13600.04 - 13603.36									79	298
13603.37 - 13606.69									78	297
13606.70 - 13610.03									77	296
13610.04 - 13613.36									76	295
13613.37 - 13616.69									75	294
13616.70 - 13620.03									74	293
13620.04 - 13623.36									73	292
13623.37 - 13626.69									72	291
13626.70 - 13630.03									71	290
13630.04 - 13633.36									70	289
13633.37 - 13636.69									69	288
13636.70 - 13640.03									68	287
13640.04 - 13643.36									67	286
13643.37 - 13646.69									66	285
13646.70 - 13650.03									65	284
13650.04 - 13653.36									64	283
13653.37 - 13656.69									63	282
13656.70 - 13660.03									62	281
13660.04 - 13663.36									61	280
13663.37 - 13666.69									60	279
13666.70 - 13670.03									59	278
13670.04 - 13673.36									58	277

SAMPLE

**Basis of Issuance  
 October 1, 2023**

Reduction Amt: 30%

Monthly Net Income	----- Coupon / EBT Allotments by Household Size -----									
	Number of Persons in the Household									
	11 Persons	12 Persons	13 Persons	14 Persons	15 Persons	16 Persons	17 Persons	18 Persons	19 Persons	20 Persons
13673.37 - 13676.69									57	276
13676.70 - 13680.03									56	275
13680.04 - 13683.36									55	274
13683.37 - 13686.69									54	273
13686.70 - 13690.03									53	272
13690.04 - 13693.36									52	271
13693.37 - 13696.69									51	270
13696.70 - 13700.03									50	269
13700.04 - 13703.36									49	268
13703.37 - 13706.69									48	267
13706.70 - 13710.03									47	266
13710.04 - 13713.36									46	265
13713.37 - 13716.69									45	264
13716.70 - 13720.03									44	263
13720.04 - 13723.36									43	262
13723.37 - 13726.69									42	261
13726.70 - 13730.03									41	260
13730.04 - 13733.36									40	259
13733.37 - 13736.69									39	258
13736.70 - 13740.03									38	257
13740.04 - 13743.36									37	256
13743.37 - 13746.69									36	255
13746.70 - 13750.03									35	254
13750.04 - 13753.36									34	253
13753.37 - 13756.69									33	252
13756.70 - 13760.03									32	251
13760.04 - 13763.36									31	250
13763.37 - 13766.69									30	249
13766.70 - 13770.03									29	248
13770.04 - 13773.36									28	247
13773.37 - 13776.69									27	246

SAMPLE

**Basis of Issuance  
 October 1, 2023**

Reduction Amt: 30%

Monthly Net Income	----- Coupon / EBT Allotments by Household Size -----									
	Number of Persons in the Household									
	11 Persons	12 Persons	13 Persons	14 Persons	15 Persons	16 Persons	17 Persons	18 Persons	19 Persons	20 Persons
13776.70 - 13780.03									26	245
13780.04 - 13783.36									25	244
13783.37 - 13786.69									24	243
13786.70 - 13790.03									23	242
13790.04 - 13793.36									22	241
13793.37 - 13796.69									21	240
13796.70 - 13800.03									20	239
13800.04 - 13803.36									19	238
13803.37 - 13806.69									18	237
13806.70 - 13810.03									17	236
13810.04 - 13813.36									16	235
13813.37 - 13816.69									15	234
13816.70 - 13820.03									14	233
13820.04 - 13823.36									13	232
13823.37 - 13826.69									12	231
13826.70 - 13830.03									11	230
13830.04 - 13833.36									10	229
13833.37 - 13836.69									9	228
13836.70 - 13840.03									8	227
13840.04 - 13843.36									7	226
13843.37 - 13846.69									6	225
13846.70 - 13850.03									5	224
13850.04 - 13853.36									4	223
13853.37 - 13856.69									3	222
13856.70 - 13860.03									2	221
13860.04 - 13863.36									1	220
13863.37 - 13866.69										219
13866.70 - 13870.03										218
13870.04 - 13873.36										217
13873.37 - 13876.69										216
13876.70 - 13880.03										215

SAMPLE

**Basis of Issuance  
 October 1, 2023**

Reduction Amt: 30%

Monthly Net Income	----- Coupon / EBT Allotments by Household Size -----									
	Number of Persons in the Household									
	11 Persons	12 Persons	13 Persons	14 Persons	15 Persons	16 Persons	17 Persons	18 Persons	19 Persons	20 Persons
13880.04 - 13883.36										214
13883.37 - 13886.69										213
13886.70 - 13890.03										212
13890.04 - 13893.36										211
13893.37 - 13896.69										210
13896.70 - 13900.03										209
13900.04 - 13903.36										208
13903.37 - 13906.69										207
13906.70 - 13910.03										206
13910.04 - 13913.36										205
13913.37 - 13916.69										204
13916.70 - 13920.03										203
13920.04 - 13923.36										202
13923.37 - 13926.69										201
13926.70 - 13930.03										200
13930.04 - 13933.36										199
13933.37 - 13936.69										198
13936.70 - 13940.03										197
13940.04 - 13943.36										196
13943.37 - 13946.69										195
13946.70 - 13950.03										194
13950.04 - 13953.36										193
13953.37 - 13956.69										192
13956.70 - 13960.03										191
13960.04 - 13963.36										190
13963.37 - 13966.69										189
13966.70 - 13970.03										188
13970.04 - 13973.36										187
13973.37 - 13976.69										186
13976.70 - 13980.03										185
13980.04 - 13983.36										184

SAMPLE

**Basis of Issuance  
 October 1, 2023**

Reduction Amt: 30%

Monthly Net Income	----- Coupon / EBT Allotments by Household Size -----									
	Number of Persons in the Household									
	11 Persons	12 Persons	13 Persons	14 Persons	15 Persons	16 Persons	17 Persons	18 Persons	19 Persons	20 Persons
13983.37 - 13986.69										183
13986.70 - 13990.03										182
13990.04 - 13993.36										181
13993.37 - 13996.69										180
13996.70 - 14000.03										179
14000.04 - 14003.36										178
14003.37 - 14006.69										177
14006.70 - 14010.03										176
14010.04 - 14013.36										175
14013.37 - 14016.69										174
14016.70 - 14020.03										173
14020.04 - 14023.36										172
14023.37 - 14026.69										171
14026.70 - 14030.03										170
14030.04 - 14033.36										169
14033.37 - 14036.69										168
14036.70 - 14040.03										167
14040.04 - 14043.36										166
14043.37 - 14046.69										165
14046.70 - 14050.03										164
14050.04 - 14053.36										163
14053.37 - 14056.69										162
14056.70 - 14060.03										161
14060.04 - 14063.36										160
14063.37 - 14066.69										159
14066.70 - 14070.03										158
14070.04 - 14073.36										157
14073.37 - 14076.69										156
14076.70 - 14080.03										155
14080.04 - 14083.36										154
14083.37 - 14086.69										153

SAMPLE

**Basis of Issuance  
 October 1, 2023**

Reduction Amt: 30%

Monthly Net Income	----- Coupon / EBT Allotments by Household Size -----									
	Number of Persons in the Household									
	11 Persons	12 Persons	13 Persons	14 Persons	15 Persons	16 Persons	17 Persons	18 Persons	19 Persons	20 Persons
14086.70 - 14090.03										152
14090.04 - 14093.36										151
14093.37 - 14096.69										150
14096.70 - 14100.03										149
14100.04 - 14103.36										148
14103.37 - 14106.69										147
14106.70 - 14110.03										146
14110.04 - 14113.36										145
14113.37 - 14116.69										144
14116.70 - 14120.03										143
14120.04 - 14123.36										142
14123.37 - 14126.69										141
14126.70 - 14130.03										140
14130.04 - 14133.36										139
14133.37 - 14136.69										138
14136.70 - 14140.03										137
14140.04 - 14143.36										136
14143.37 - 14146.69										135
14146.70 - 14150.03										134
14150.04 - 14153.36										133
14153.37 - 14156.69										132
14156.70 - 14160.03										131
14160.04 - 14163.36										130
14163.37 - 14166.69										129
14166.70 - 14170.03										128
14170.04 - 14173.36										127
14173.37 - 14176.69										126
14176.70 - 14180.03										125
14180.04 - 14183.36										124
14183.37 - 14186.69										123
14186.70 - 14190.03										122

SAMPLE

**Basis of Issuance  
 October 1, 2023**

Reduction Amt: 30%

Monthly Net Income	----- Coupon / EBT Allotments by Household Size ----- Number of Persons in the Household									
	11 Persons	12 Persons	13 Persons	14 Persons	15 Persons	16 Persons	17 Persons	18 Persons	19 Persons	20 Persons
14190.04 - 14193.36										121
14193.37 - 14196.69										120
14196.70 - 14200.03										119
14200.04 - 14203.36										118
14203.37 - 14206.69										117
14206.70 - 14210.03										116
14210.04 - 14213.36										115
14213.37 - 14216.69										114
14216.70 - 14220.03										113
14220.04 - 14223.36										112
14223.37 - 14226.69										111
14226.70 - 14230.03										110
14230.04 - 14233.36										109
14233.37 - 14236.69										108
14236.70 - 14240.03										107
14240.04 - 14243.36										106
14243.37 - 14246.69										105
14246.70 - 14250.03										104
14250.04 - 14253.36										103
14253.37 - 14256.69										102
14256.70 - 14260.03										101
14260.04 - 14263.36										100
14263.37 - 14266.69										99
14266.70 - 14270.03										98
14270.04 - 14273.36										97
14273.37 - 14276.69										96
14276.70 - 14280.03										95
14280.04 - 14283.36										94
14283.37 - 14286.69										93
14286.70 - 14290.03										92

SAMPLE

**Basis of Issuance  
 October 1, 2023**

Reduction Amt: 30%

Monthly Net Income	----- Coupon / EBT Allotments by Household Size -----									
	Number of Persons in the Household									
	11 Persons	12 Persons	13 Persons	14 Persons	15 Persons	16 Persons	17 Persons	18 Persons	19 Persons	20 Persons
14290.04 - 14293.36										91
14293.37 - 14296.69										90
14296.70 - 14300.03										89
14300.04 - 14303.36										88
14303.37 - 14306.69										87
14306.70 - 14310.03										86
14310.04 - 14313.36										85
14313.37 - 14316.69										84
14316.70 - 14320.03										83
14320.04 - 14323.36										82
14323.37 - 14326.69										81
14326.70 - 14330.03										80
14330.04 - 14333.36										79
14333.37 - 14336.69										78
14336.70 - 14340.03										77
14340.04 - 14343.36										76
14343.37 - 14346.69										75
14346.70 - 14350.03										74
14350.04 - 14353.36										73
14353.37 - 14356.69										72
14356.70 - 14360.03										71
14360.04 - 14363.36										70
14363.37 - 14366.69										69
14366.70 - 14370.03										68
14370.04 - 14373.36										67
14373.37 - 14376.69										66
14376.70 - 14380.03										65
14380.04 - 14383.36										64
14383.37 - 14386.69										63
14386.70 - 14390.03										62
14390.04 - 14393.36										61

SAMPLE



**Basis of Issuance  
 October 1, 2023**

Reduction Amt: 30%

Monthly Net Income	----- Coupon / EBT Allotments by Household Size -----									
	Number of Persons in the Household									
	11 Persons	12 Persons	13 Persons	14 Persons	15 Persons	16 Persons	17 Persons	18 Persons	19 Persons	20 Persons
14393.37 - 14396.69										60
14396.70 - 14400.03										59
14400.04 - 14403.36										58
14403.37 - 14406.69										57
14406.70 - 14410.03										56
14410.04 - 14413.36										55
14413.37 - 14416.69										54
14416.70 - 14420.03										53
14420.04 - 14423.36										52
14423.37 - 14426.69										51
14426.70 - 14430.03										50
14430.04 - 14433.36										49
14433.37 - 14436.69										48
14436.70 - 14440.03										47
14440.04 - 14443.36										46
14443.37 - 14446.69										45
14446.70 - 14450.03										44
14450.04 - 14453.36										43
14453.37 - 14456.69										42
14456.70 - 14460.03										41
14460.04 - 14463.36										40
14463.37 - 14466.69										39
14466.70 - 14470.03										38
14470.04 - 14473.36										37
14473.37 - 14476.69										36
14476.70 - 14480.03										35
14480.04 - 14483.36										34
14483.37 - 14486.69										33
14486.70 - 14490.03										32
14490.04 - 14493.36										31
14493.37 - 14496.69										30

SAMPLE

**Basis of Issuance  
 October 1, 2023**

Reduction Amt: 30%

Monthly Net Income	----- Coupon / EBT Allotments by Household Size -----									
	Number of Persons in the Household									
	11 Persons	12 Persons	13 Persons	14 Persons	15 Persons	16 Persons	17 Persons	18 Persons	19 Persons	20 Persons
14496.70 - 14500.03										29
14500.04 - 14503.36										28
14503.37 - 14506.69										27
14506.70 - 14510.03										26
14510.04 - 14513.36										25
14513.37 - 14516.69										24
14516.70 - 14520.03										23
14520.04 - 14523.36										22
14523.37 - 14526.69										21
14526.70 - 14530.03										20
14530.04 - 14533.36										19
14533.37 - 14536.69										18
14536.70 - 14540.03										17
14540.04 - 14543.36										16
14543.37 - 14546.69										15
14546.70 - 14550.03										14
14550.04 - 14553.36										13
14553.37 - 14556.69										12
14556.70 - 14560.03										11
14560.04 - 14563.36										10
14563.37 - 14566.69										9
14566.70 - 14570.03										8
14570.04 - 14573.36										7
14573.37 - 14576.69										6
14576.70 - 14580.03										5
14580.04 - 14583.36										4
14583.37 - 14586.69										3
14586.70 - 14590.03										2
14590.04 - 14593.36										1

SAMPLE

## Supplemental Nutrition Assistance Program Income Guidelines

Supplemental Nutrition Assistance Program (SNAP) benefits help you pay for food. You can use them at grocery stores, supermarkets, and farmer’s markets.

Anyone can apply for SNAP benefits. You may be eligible even if you have a job, receive SSI or disability benefits, own a home, or own a car.

If you are eligible, you will receive SNAP benefits within 30 days. Certain households with little income or savings, or with high housing costs, can receive SNAP benefits within seven days.

Family Size		1	2	3	4	5	6	7	8	Each Additional Member
Maximum Gross Monthly Income	Households <b>without</b> earned income	\$1,580	\$2,137	\$2,694	\$3,250	\$3,807	\$4,364	\$4,924	\$5,478	+ \$557
	Households <b>with</b> earned income	\$1,823	\$2,465	\$3,108	\$3,750	\$4,393	\$5,035	\$5,678	\$6,320	+ \$643

The Maximum Gross Monthly Income limits that are shown in the table above are effective October 1, 2023.

Different income limits are used for SNAP households that:

- Have a person with a disability or 60 years of age or older; or
- Pay dependent care expenses

If everyone in your household receives SSI, TANF, or SNA, you do not need to meet any income limit.

**To file a SNAP application**, you may:

- go online to [www.nyc.gov/accesshra](http://www.nyc.gov/accesshra);
- mail it to **Division of SNAP Services, Mail Application & Referral Unit (MARU), P.O. Box 29197, Brooklyn, NY 11201**;
- fax it to **917-639-1111**;
- go to a participating community based organization [call **311** to find a location or visit [www.foodhelp.nyc](http://www.foodhelp.nyc)]; or
- go to any SNAP Center during the listed hours of operation [see the back of this form]

Your SNAP application is considered filed if it has at least your name, address (if you have one), and a signature.

A filed application is not enough!

You will still have to be interviewed to see if you can get SNAP. After filing an application, you can call **718-762-7669** anytime between 8:30 AM and 5:00 PM, Monday to Friday, for an “on-demand” interview.

You will be asked to give us documents to verify the information on your application. Please review the SNAP Documentation Guide (**W-129G**) that you got with this form. It lists some of the common documents that you can use to verify certain eligibility factors. These documents are needed to make a decision on your SNAP application. Here are some tips:

- If you want to save time, send images of your documents using the ACCESS HRA mobile app, available for free in the app stores for Apple and Android devices.
- If you mail your application, send copies of the documents. **Do not send original documents!**
- If you submit your application in person, bring all of the documents with you when you apply.

**Do you have a medical or mental health condition or disability?** Does this condition make it hard for you to understand this notice or to do what this notice is asking? Does this condition make it hard for you to get other services at HRA? **We can help you.** Call us at **212-331-4640**. You can also ask for help when you visit an HRA office. You have a right to ask for this kind of help under the law.

SAMPLE

**New York City SNAP Centers**

The following SNAP Centers are open from 8:30 AM to 5:00 PM,  
Monday through Friday (except legal holidays)

<b>Manhattan</b>	East End – S02 2322 3rd Avenue 3rd Floor New York, NY 10035	Washington Heights – S13 4055 10th Avenue Lower Level New York, NY 10034	
<b>Brooklyn</b>	Williamsburg – S21 2 George Street 1st Floor Brooklyn, NY 11206	Coney Island – S22 1912 Mermaid Avenue Brooklyn, NY 11224	East New York – S28 404 Pine Street 1st Floor Brooklyn, NY 11208
<b>Bronx</b>	Hunts Point – S40 845 Barretto Street 1st Floor Bronx, NY 10474	Concourse – S45 1375 Jerome Avenue 2nd Floor Bronx, NY 10452	Crotona – S46 1910 Monterey Avenue 5th Floor Bronx, NY 10457
<b>Queens</b>	Queens – S53 32-20 Northern Boulevard 2nd Floor (Entrance on One Honeywell Street) Long Island City, NY 11101	Jamaica – S54 165-08 88th Avenue 3rd Floor Jamaica, NY 11432	Rockaway – S79 219 Beach 59th Street 1st Floor Far Rockaway, NY 11692
<b>Staten Island</b>	Richmond – S99 201 Bay Street 2nd Floor Staten Island, NY 10301		



## Guía de ingresos del Programa de Asistencia de Nutrición Suplementaria

Los beneficios del Programa de Asistencia de Nutrición Suplementaria (*Supplemental Nutrition Assistance Program, SNAP*) lo(a) ayudan a pagar los alimentos. Los puede utilizar en las bodegas, supermercados y en los mercados de agricultores.

Cualquier persona puede solicitar los beneficios de *SNAP*. Usted podría ser elegible, aunque tenga trabajo, reciba *SSI* o beneficios para discapacitados, o aunque sea dueño de una casa o de un automóvil.

Si es elegible, recibirá los beneficios de *SNAP* dentro de un plazo de 30 días. Aquellos hogares que dispongan de pocos ingresos o pocos ahorros, o que tengan gastos de vivienda elevados, podrían recibir los beneficios de *SNAP* dentro de un plazo de siete días.

Número de integrantes de la familia		1	2	3	4	5	6	7	8	Por cada integrante adicional
Monto máximo de ingresos brutos mensuales	Hogares <b>sin</b> ingresos ganados	\$1,580	\$2,137	\$2,694	\$3,250	\$3,807	\$4,364	\$4,924	\$5,478	+ \$557
	Hogares <b>con</b> ingresos ganados	\$1,823	\$2,465	\$3,108	\$3,750	\$4,393	\$5,035	\$5,678	\$6,320	+ \$643

Los límites de monto máximo de ingresos brutos mensuales que aparecen en la tabla anterior entran en vigor el 1.º de octubre de 2023.

Se utilizan límites de ingresos distintos para los hogares de *SNAP* que:

- incluyan alguna persona discapacitada o que tenga 60 o más años de edad, o
- que paguen los gastos del cuidado de personas dependientes.

Si todas las personas en su hogar reciben *SSI*, *TANF* o *SNA*, usted no está sujeto a cumplir el requisito del límite de ingresos.

**Para presentar la solicitud de *SNAP*, puede:**

- entrar a la página web [www.nyc.gov/accesshra](http://www.nyc.gov/accesshra);
- enviarla por correo postal a **Division of SNAP Services, Mail Application & Referral Unit (MARU), P.O. Box 29197, Brooklyn, NY 11201**;
- enviarla por fax al **917-639-1111**;
- dirigirse a alguna organización comunitaria participante [para encontrar una ubicación, llame al **311** o entre a la página web [www.foodhelp.nyc](http://www.foodhelp.nyc)]; o
- dirigirse a cualquier centro de *SNAP* durante las horas laborales [ver el dorso de este formulario].

**(Gire la hoja)**

Su solicitud de **SNAP** se considera presentada si por lo menos contiene su nombre, dirección (de tenerla) y su firma.

¡Presentar la solicitud no es suficiente!

Usted aún tendrá que realizar una entrevista para saber si puede recibir **SNAP**. Después de presentar la solicitud, puede llamar al **718-762-7669**, de lunes a viernes de 8:30 a.m. a 5:00 p.m., para llevar a cabo la “entrevista a pedido” (*On-Demand Interview*).

Se le pedirá presentar documentos para verificar la información proporcionada en su solicitud. Favor de revisar la Guía de Documentación de **SNAP (W-129G [S])** que recibió con este formulario. En dicha guía figuran algunos de los documentos más comunes que puede utilizar para confirmar ciertos factores de elegibilidad. Estos documentos son necesarios para tomar una decisión con respecto a su solicitud de **SNAP**. He aquí algunas pautas útiles:

- Si desea ahorrar tiempo, envíe imágenes de sus documentos a través de la aplicación móvil gratuita de **ACCESS HRA**, disponible en la tienda virtual de aplicaciones de Apple y de Android.
- Si envía su solicitud por correo postal, solo envíe copias de los documentos. **¡No envíe los documentos originales!**
- Si presenta la solicitud en persona, lleve consigo todos los documentos requeridos.

**¿Tiene usted alguna condición médica o de salud mental o discapacidad?** ¿Se le dificulta entender este aviso o hacer lo que pide el aviso debido a esta condición? ¿Se le dificulta recibir otros servicios de la HRA debido a esta condición? **Nosotros podemos ayudarle.** Llámenos al **212-331-4640**. Usted también puede pedir ayuda al visitar las oficinas de la HRA. Por ley, usted tiene derecho a pedir este tipo de ayuda.

### Centros de SNAP de la Ciudad de Nueva York

Los siguientes centros de **SNAP** están abiertos de lunes a viernes de 8:30 a.m. a 5:00 p.m. (excepto los días feriados legales)

<b>Manhattan</b>	East End – S02 2322 3rd Avenue 3rd Floor [3.º piso] New York, NY 10035	Washington Heights – S13 4055 10th Avenue Lower Level [planta baja] New York, NY 10034	
<b>Brooklyn</b>	Williamsburg – S21 2 George Street 1st Floor [1.º piso] Brooklyn, NY 11206	Coney Island – S22 1912 Mermaid Avenue Brooklyn, NY 11224	East New York – S28 404 Pine Street 1st Floor [1.º piso] Brooklyn, NY 11208
<b>Bronx</b>	Hunts Point – S40 845 Barretto Street 1st Floor [1.º piso] Bronx, NY 10474	Concourse – S45 1375 Jerome Avenue 2nd Floor [2.º piso] Bronx, NY 10452	Crotona – S46 1910 Monterey Avenue 5th Floor [5.º piso] Bronx, NY 10457
<b>Queens</b>	Queens – S53 32-20 Northern Boulevard 2nd Floor [2.º piso] (entrada por One Honeywell Street) Long Island City, NY 11101	Jamaica – S54 165-08 88th Avenue 3rd Floor [3.º piso] Jamaica, NY 11432	Rockaway – S79 219 Beach 59th Street 1st Floor [1.º piso] Far Rockaway, NY 11692
<b>Staten Island</b>	Richmond – S99 201 Bay Street 2nd Floor [2.º piso] Staten Island, NY 10301		



## Recoupment Worksheet to Determine Undue Hardship

(Round down all money figures to the nearest 50¢)  
Effective October 1, 2023

<b>Case Number:</b>		<b>Category:</b>	
<b>Case Name Suffix:</b>		<b>Center Number:</b>	
		<b>Total to be shared</b>	<b>Suffix to be Recouped</b>
			<b>Other People in Household</b>
<b>A. Semimonthly Income</b>			
1. CA Household Needs			
2. SNAP Benefits (1/2 of Monthly SNAP Benefit)			
3. Exempt Income (Employment Incentive, child support bonus payments, etc.)			
4. Total Income (Lines 1, 2 + 3)			
<b>B. Semimonthly Expenses</b>			
5. Food Needs Based on USDA – Thrifty Food Plan:			
1 Person = \$145.50                      5 Persons = \$577.50 2 Persons = \$267.50                    6 Persons = \$693.00 3 Persons = \$383.00                    7 Persons = \$766.00 4 Persons = \$486.50                    8 Persons = \$875.50 \$109.50 for each additional person			
6. Semimonthly Actual Rent			
7. Semimonthly Utilities (Averaged over last three months)			
8. Semimonthly Clothing for Children on Suffix being Recouped (\$12.50 x Children)			
9. Semimonthly Verified Medical Expenses of Persons on Suffix Being Recouped			
10. Total Expenses (Lines 5, 6, 7, 8, 9)			
<b>C. Maximum Available for Recoupment</b>			
11. Total Income Minus Total Expenses (Line 4 minus Line 10)			
12. Minimum Recoupment (5% of Line 1)			
13. Maximum Available for Recoupment (Larger of Line 11 or 12)			
<b>D. Maximum Allowable Recoupment</b>			
14. Semimonthly Household Needs of Suffix Being Recouped (From Line 1)			
15. Maximum Recoupment (10% of Line 14)			
16. Semimonthly Amount to be Recouped (Smaller of Line 13 or 15)			
17. Recoupment Percentage (Line 16 divided by Line 14)			

Signature and Title of Staff Member Completing Worksheet \_\_\_\_\_

Date \_\_\_\_\_

## Instructions

(Round down all money figures to the nearest 50¢)

- Line 1:** Enter semimonthly household needs. Include rent payments issued as two-party checks or paid directly to the landlord.
- Line 2:** Enter semimonthly SNAP Benefit. For composite or mixed household cases, enter the household's semimonthly SNAP Benefit in the first column; prorate this amount for the case to be recouped and enter the prorated amount in the second column.
- Line 3:** Enter all semimonthly exempt income such as the \$75.00 work expense disregard, earned income disregard, and child support bonus payments.
- Line 4:** Total of **lines 1, 2 and 3**.
- Line 5:** Enter the food needs for the participant's family based on the USDA Thrifty Food Plan.
- Line 6:** Enter the semimonthly rent amount paid by the participant's or the department to the landlord. Do not include any portion of the rent paid by friends or relatives to the landlord. For composite cases, enter the household's semimonthly rent (actually charged) in the first column; prorate this amount for the case to be recouped and enter the prorated amount in the second column.
- Line 7:** Enter the average utility expense (if any) from heat and electric bills submitted for the last three months. For composite cases, enter the semimonthly amount paid by the household in the first column; prorate this amount for the case to be recouped and enter the prorated amount in the second column.
- Line 8:** Multiply the number of children in the household by \$12.50 and enter the total.
- Line 9:** Enter the average semimonthly medical expense not covered by Medicaid (must be verified).
- Line 10:** Total of **lines 5, 6, 7, 8 and 9**.
- Line 11:** Subtract the amount on **line 10** (Total Expense) from the amount on **line 4** (Total Income) and enter the difference.
- Line 12:** Enter 5% of the amount on **line 1**.
- Line 13:** Enter the amount on **line 11** or **12**, whichever is larger.
- Line 14:** Enter the semimonthly household needs.
- Line 15:** Enter 10% of the amount on **line 14**.
- Line 16:** Enter the amount on **line 13** or **15**, whichever is smaller.
- Line 17:** Divide the amount on **line 16** by the amount on **line 14** to obtain the maximum allowable percentage of recoupment. Round down the percentage to the nearest whole percentage. For example, 6.7% would be rounded down to 6%.





## Hoja de cálculo de recuperación para determinar adversidad injustificada

(redondee todas las cifras de dinero a los 50¢ inferiores más cercanos)

Entra en vigor el 1.º de octubre de 2023

Número de caso:		Categoría:	
Sufijo del nombre de caso:		Núm. de centro:	
		Total a ser compartido	Otras personas en el hogar
<b>A. Ingresos bimensuales</b>			
1. Necesidades del hogar que recibe la Asistencia en Efectivo (CA)			
2. Beneficios de SNAP (la mitad (1/2) del beneficio mensual de SNAP)			
3. Ingresos exentos (incentivos de empleo, pagos extra de sustento de menores, etc.)			
4. Total de ingresos (líneas 1, 2 + 3)			
<b>B. Gastos bimensuales</b>			
5. Necesidad de alimentos basadas en el Plan Económico de Alimentos del USDA (USDA -Thrifty Food Plan)			
1 Persona = \$145.50      5 Personas = \$577.50 2 Personas = \$267.50      6 Personas = \$693.00 3 Personas = \$383.00      7 Personas = \$766.00 4 Personas = \$486.50      8 Personas = \$875.50 \$109.50 por cada persona adicional			
6. Alquiler bimensual real			
7. Servicios públicos bimensuales (promedio de los últimos tres meses)			
8. Gasto bimensual de ropa para niños del sufijo a ser recuperado (\$12.50 x niños)			
9. Gastos médicos bimensuales verificados de las personas del sufijo a ser recuperado			
10. Total de gastos (líneas 5, 6, 7, 8, 9)			
<b>C. Máximo disponible para la recuperación</b>			
11. Total de ingresos menos total de gastos (línea 4 menos línea 10)			
12. Recuperación mínima (el 5% de la línea 1)			
13. Monto máximo disponible para recuperación (el que resulte mayor al comparar las líneas 11 y 12)			
<b>D. Recuperación máxima admisible</b>			
14. Necesidades bimensuales del hogar del sufijo a ser recuperado (de la línea 1)			
15. Recuperación máxima (el 10% del monto de la línea 14)			
16. Monto bimensual a ser recuperado (el que resulte menor al comparar las líneas 13 y 15)			
17. Porcentaje de la recuperación (divida la línea 16 entre la línea 14)			

Firma y cargo del personal que ha completado este formulario

Fecha

## Instrucciones

(redondee todas las cifras de dinero a los 50¢ inferiores más cercanos)

- Línea 1:** Anote el monto de las necesidades bimensuales del hogar. Incluya los pagos de alquiler efectuados en cheques a dos partes o pagos directos al arrendador.
- Línea 2:** Anote los beneficios bimensuales de *SNAP*. Para los casos de hogares compuestos o mixtos, anote el beneficio bimensual de *SNAP* del hogar en la primera columna; proratee este monto del caso a ser recuperado y anote la cifra prorrateada en la segunda columna.
- Línea 3:** Anote todo ingreso bimensual exento, tal como los \$75.00 de la exclusión de gasto del trabajo, la exclusión de ingresos ganados y los pagos extra del sustento de menores.
- Línea 4:** El total de las **líneas 1, 2 y 3**.
- Línea 5:** Anote el monto de la necesidad de alimentos del hogar participante, conforme al Plan Económico de Alimentos del *USDA (USDA Thrifty Food Plan)*.
- Línea 6:** Anote el monto de alquiler bimensual pagado por el participante o por el Departamento al arrendador. No incluya ninguna porción de su alquiler pagada al arrendador por sus amigos o parientes. Para los casos compuestos, anote en la primera columna el alquiler bimensual del hogar (lo que realmente se cobra); proratee este monto del caso a ser recuperado y anote la cifra prorrateada en la segunda columna.
- Línea 7:** Anote el monto promedio de los gastos de servicios públicos (de haberlos) basándose en las facturas presentadas de electricidad y calefacción de los últimos tres meses. Para los casos compuestos, anote en la primera columna el monto bimensual pagado por el hogar; proratee este monto del caso a ser recuperado y anote la cifra prorrateada en la segunda columna.
- Línea 8:** Multiplique el número de niños en el hogar por \$12.50 y anote el total.
- Línea 9:** Anote el promedio de los gastos médicos bimensuales que no estén cubiertos por *Medicaid* (sujeto a verificación).
- Línea 10:** El total de las **líneas 5, 6, 7, 8 y 9**.
- Línea 11:** Reste el monto de la **línea 10** (el total de gastos) al monto de la **línea 4** (el total de ingresos) y anote la diferencia.
- Línea 12:** Anote el 5% del monto de la **línea 1**.
- Línea 13:** Anote el monto que resulte mayor al comparar las **líneas 11 y 12**.
- Línea 14:** Anote las necesidades bimensuales del hogar.
- Línea 15:** Anote el 10% del monto de la **línea 14**.
- Línea 16:** Anote el monto que resulte menor al comparar las **líneas 13 y 15**.
- Línea 17:** Divida el monto de la **línea 16** entre el monto de la **línea 14** para obtener el máximo porcentaje admisible de recuperación. Redondee al porcentaje inferior entero más cercano. Por ejemplo, 6.7% se redondearía al 6%.

# Guide to Supplemental Nutrition Assistance Program (SNAP) Budgeting

(Effective October 1, 2023)



## 130% GROSS INCOME LIMITS (effective 10/01/23)

Households that do not contain an elderly (60 years of age or older) or disabled individual and do not incur out-of-pocket dependent care expenses and do not have earned income are subject to the 130% gross income test.

Household Size	1	2	3	4	5	6	7	8	Each Additional Member
Monthly Household Income	\$1,580	\$2,137	\$2,694	\$3,250	\$3,807	\$4,364	\$4,921	\$5,478	+ \$557

## 165% GROSS INCOME LIMITS (effective 10/01/23)

An elderly individual (and his/her spouse) who is living with others and who is unable to purchase and prepare meals because he/she suffers from a permanent disability may be a separate food unit if the income of the others with whom the individual resides (excluding the income of the elderly individual and his/her spouse) does not exceed the 165% gross income limit for the household size of the others.

Household Size	1	2	3	4	5	6	7	8	Each Additional Member
Monthly Household Income	\$2,005	\$2,712	\$3,419	\$4,125	\$4,832	\$5,539	\$6,246	\$6,952	+ \$707

## 200% GROSS INCOME LIMITS (effective 10/01/23)

Households that contain an elderly or disabled individual or that incur out-of-pocket dependent care expenses that pass the 200% gross income test are categorically eligible to participate in SNAP as long as the household does not contain a SNAP-sanctioned or an Intentional Program Violation (IPV) member.

Household Size	1	2	3	4	5	6	7	8	Each Additional Member
Monthly Household Income	\$2,430	\$3,287	\$4,143	\$5,000	\$5,857	\$6,713	\$7,570	\$8,427	+ \$857

## 150% GROSS INCOME LIMITS (effective 10/01/23)

Households that have earned income that do not contain an elderly or disabled individual and do not incur out-of-pocket dependent care expenses that pass the 150% gross income test are categorically eligible to participate in SNAP as long as the household does not contain a SNAP sanctioned or an IPV member.

Household Size	1	2	3	4	5	6	7	8	Each Additional Member
Monthly Household Income	\$1,823	\$2,465	\$3,108	\$3,750	\$4,393	\$5,035	\$5,678	\$6,320	+ \$643

## 100% NET INCOME LIMITS (effective 10/01/23)

Households that are not categorically eligible to receive SNAP benefits are subject to the 100% net income test.

Household Size	1	2	3	4	5	6	7	8	Each Additional Member
Monthly Household Income	\$1,215	\$1,644	\$2,072	\$2,500	\$2,929	\$3,357	\$3,785	\$4,214	+ \$429

## STANDARD DEDUCTION AMOUNTS (effective 10/01/23)

Household Size	1	2	3	4	5	6+
Standard Deduction	\$198	\$198	\$198	\$208	\$244	\$279

## SHELTER DEDUCTIONS/EXCLUSIONS:

- The maximum excess shelter deduction is **\$672** (effective 10/01/23).
- The homeless shelter deduction is **\$179.66** (effective 10/01/23).
- The boarder/lodger exclusion is **\$291** for one person and **\$535** for two people (effective 10/01/23).

## STANDARD UTILITY ALLOWANCE (SUA) LEVELS (effective 10/01/23)

SUA Level 1 = \$992	SUA Level 2 = \$391	SUA Level 3 = \$31
---------------------	---------------------	--------------------

For information on the SUA Levels, see the SUA Levels Desk Guide (W-205HH).

## THRIFTY FOOD PLAN (TFP) (effective 10/01/23)

The maximum SNAP benefit allotment per household size is as follows:

Household Size	1	2	3	4	5	6	7	8	Each Additional Member
Maximum SNAP Allotment	\$291	\$535	\$766	\$973	\$1,155	\$1,386	\$1,532	\$1,751	+ \$219

The minimum monthly SNAP benefit allotment for eligible one- and two-person households is **\$23** (effective 10/01/23).

## NEW YORK STATE NUTRITION IMPROVEMENT PROJECT (NYSNIP) BENEFIT AMOUNTS (effective 10/01/23)

SHELTER TYPE CODE	SSI ONLY	SSI AND OTHER INCOME
<b>Shelter Type Code 94</b> Shelter amount greater than <b>\$300</b> per month and eligible for full SUA.	\$291	\$291
<b>Shelter Type Code 95</b> Shelter amount of <b>\$300</b> or less per month and eligible for full SUA.	\$291	\$291
<b>Shelter Type Code 96</b> Shelter amount greater than <b>\$300</b> per month and eligible for full SUA with <b>\$21</b> HEAP.	\$291	\$291
<b>Shelter Type Code 96</b> Shelter amount greater than <b>\$300</b> per month and no SUA.	\$60	\$51
<b>Shelter Type Code 97</b> Shelter amount of <b>\$300</b> or less per month and eligible for full SUA with <b>\$21</b> HEAP.	\$291	\$291
<b>Shelter Type Code 97</b> Shelter amount of <b>\$300</b> or less per month and no SUA.	\$50	\$44
<b>Shelter Type Code 98</b> Shelter amount and SUA eligibility unknown.	\$50	\$44

# Notice to all SNAP Recipients

## Important! Please Read!

**Beginning October 1, 2023**, some items used to figure the amount of SNAP benefits a household gets will change. These changes are a result of **federally-required** changes to the following standards and deductions.

The Standard Deduction for households of one to three persons will be \$198.

The Standard Deduction for households of four persons will be \$208.

The Standard Deduction for households of five persons will be \$244.

The Standard Deduction for households of six persons or more will be \$279.

The SNAP Maximum Excess Shelter Deduction will be \$672.

The SNAP Maximum Homeless Shelter Deduction will be \$179.66.

The new Standard Utility Allowance (SUA) amounts, as of October 1, 2023 are:

	New York City		Nassau / Suffolk		Rest of State	
	Old SUA	New SUA	Old SUA Values	New SUA Values	Old SUA	New SUA Values
Heating/Air Conditioning SUA	\$1,002	\$992	\$932	\$923	\$827	\$819
Basic Utility SUA	\$395	\$391	\$366	\$363	\$335	\$332
Phone SUA	\$31 (For all Counties)					

(Note: SUA values other than the Phone SUA include amounts for water, sewage and trash collection.)

These changes may affect the amount of SNAP benefits you get. Depending on your individual circumstance the amount of your monthly SNAP benefit may not change or it may decrease or increase as a result of these changes.

Beginning October 1, 2023, the maximum amounts of SNAP benefits per household size will be:

Household Size	1	2	3	4	5	6	7	8
Maximum Allotment	\$291	\$535	\$766	\$973	\$1,155	\$1,386	\$1,532	\$1,751

The minimum SNAP benefit amount that a one or two person household can receive will be \$23 per month.

**The State Regulations which allow us to do this are 18 NYCRR 358-3.3(e)(1)(i), 387.10, 387.12 and 387.15.**

Reporting Rules: **Most SNAP households with income only have to report changes every six months.** Every six months, you either will be asked to recertify, or will be mailed a form for you to use to report changes. **The one exception to this rule is if your household's gross monthly income becomes more than 130% of the federal poverty level.** Your gross income includes all income any member of your household receives during the calendar month before taxes and other deductions are taken out.

**See Chart below:** The dollar amount shown under your household's size shows the new 130% of poverty income limit for your household, **as of October 1, 2023.** If your household's gross monthly income becomes more than this amount, you must report the new, higher income amount to your social services office by phone, in writing, or in person within 10 days after the end of the month.

Report Household Gross Income Over Income Limits Below Based on Your Household Size:										
HOUSEHOLD SIZE	1	2	3	4	5	6	7	8	9	10
Report if Gross Household Income Exceeds:	\$1,580	\$2,137	\$2,694	\$3,250	\$3,807	\$4,364	\$4,921	\$5,478	\$6,035	\$6,592

The change to your SNAP benefits is a federally-mandated mass change to SNAP benefits amounts. Pursuant to federal regulations at 7 CFR 271.7(f), there is no right to a fair hearing to dispute this reduction. If you think we made a mistake in figuring your October SNAP benefits due to above noted changes, you may ask for a state fair hearing, *within 90 days of when your October 2023 SNAP benefits become available.* You can ask for a fair hearing by writing to: Office of Administration Hearings, New York State Office of Temporary and Disability Assistance, P.O. Box 1930, Albany New York 12201; Faxing (518) 473-6735; on-line by requesting a form at: [http://otda.state.nyenet/ldss\\_eforms/](http://otda.state.nyenet/ldss_eforms/); or by calling toll free: 1-800-342-3334.

LEGAL ASSISTANCE: If you think that you need a lawyer to assist you with this problem, you may be able to get a lawyer at no cost to you by contacting your local Legal Aid Society or other legal advocate group.

**LDSS-5006 (9/23)**