



# OFFICE OF POLICY, PROCEDURES, AND TRAINING

James K. Whelan, Executive Deputy Commissioner

Stephen Fisher, Assistant Deputy Commissioner  
Office of Procedures

## POLICY DIRECTIVE #17-21-ELI

*(This Policy Directive Replaces PD #16-18-ELI and PB #14-104-ELI)*

### OCTOBER 2017 CHANGES IN SUPPLEMENTAL NUTRITION ASSISTANCE PROGRAM (SNAP) STANDARDS

<b>Date:</b> September 20, 2017	<b>Subtopic(s):</b> Supplemental Nutrition Assistance Program
<b>AUDIENCE</b>	The instructions in this policy directive are for all Job Center and Non Cash Assistance (NCA) Supplemental Nutrition Assistance Program (SNAP) Center staff.
<b>POLICY</b>	<p>The United States Department of Agriculture (USDA) and the NYS Office of Temporary and Disability Assistance (OTDA) have released their cost-of-living adjustments for SNAP, which will become effective October 1, 2017. The adjustments will affect the following items:</p> <ul style="list-style-type: none"> <li>• Maximum and minimum SNAP benefit allotments;</li> <li>• Standard deductions;</li> <li>• Maximum excess shelter deduction;</li> <li>• Income limits for the 130%, 150%, 165%, and 200% Gross Income Test, and the 100% Net Income Test;</li> <li>• Standard Utility Allowance (SUA) amounts; and</li> <li>• Resource limits</li> </ul>
<b>CHANGES IN SNAP STANDARDS</b>	<p>The standard deduction will increase from \$157 to \$160 for households of one to three persons, from \$168 to \$170 for four person households, from \$197 to \$199 for five person households, and from \$226 to \$228 for household sizes of six or more.</p> <p>The maximum excess shelter deduction for households without an elderly or disabled individual will increase from \$517 to \$535.</p> <p>The SUA Level 1 will increase from \$758 to \$791, the SUA Level 2 will increase from \$300 to \$313, and the SUA Level 3 will decrease from \$33.00 to \$30.00.</p>

HAVE QUESTIONS ABOUT THIS PROCEDURE?  
Call 718-557-1313 then press 3 at the prompt followed by 1 or  
send an e-mail to *FIA Call Center Fax* or fax to: (917) 639-0298

**SNAP STANDARDS**

The following chart represents the standard deduction amounts that will be used in all budgets with an effective date of 10/A/17 or later:

Standard deduction amounts

<u>Household Size</u>	<u>Standard Deduction</u>
1	\$160
2	\$160
3	\$160
4	\$170
5	\$199
6+	\$228

Shelter deductions and exclusions

The shelter deductions/exclusions are as follows:

- The maximum excess shelter deduction is \$535.
- The homeless shelter deduction will remain at \$143.
- The boarder/lodger exclusion will decrease from \$194 to \$192 for one person and from \$357 to \$352 for two people.

The SUA amounts are as follows:

SUA levels

- SUA Level 1 = \$791
- SUA Level 2 = \$313
- SUA Level 3 = \$30

SNAP households that do not contain an elderly or disabled individual and do not incur out-of-pocket dependent care expenses and do not receive earned income are subject to the 130% gross income test. The new 130% monthly gross income levels are as follows:

**130% Gross Income Limits Beginning October 2017**

130% Gross Income Levels

<u>Household Size</u>	<u>Monthly Household Income</u>
1	\$1,307
2	\$1,760
3	\$2,213
4	\$2,665
5	\$3,118
6	\$3,571
7	\$4,024
8	\$4,477
Each additional member	+\$453

An elderly individual (and his/her spouse) who is living with others and who is unable to purchase and prepare meals because of a permanent disability may be a separate food unit if the income of the others with whom the individual resides (excluding the income of the individual and his/her spouse) does not exceed the 165% gross income limit for the household size of the others. The new 165% monthly gross income levels are as follows:

**165% Gross Income Limits Beginning October 2017**

165% Gross Income Levels	<b><u>Household Size</u></b>	<b><u>Monthly Household Income</u></b>
	1	\$1,659
	2	\$2,233
	3	\$2,808
	4	\$3,383
	5	\$3,958
	6	\$4,532
	7	\$5,107
	8	\$5,682
	Each additional member	+\$575

See [PB #17-11-ELI](#) for information on SNAP categorical eligibility.

SNAP households that contain an elderly or disabled individual or that incur out-of-pocket dependent care expenses that pass the 200% gross income test are categorically eligible to participate in SNAP as long as the household does not contain a SNAP-sanctioned or an Intentional Program Violation (IPV) member. The new 200% monthly gross income levels are as follows:

**200% Gross Income Limits Beginning October 2017**

200% Gross Income Levels	<b><u>Household Size</u></b>	<b><u>Monthly Household Income</u></b>
	1	\$2,010
	2	\$2,707
	3	\$3,403
	4	\$4,100
	5	\$4,797
	6	\$5,493
	7	\$6,190
	8	\$6,887
	Each additional member	+\$697

See [PB #17-11-ELI](#) for information on SNAP categorical eligibility.

SNAP households that receive earned income that pass the 150% gross income test are categorically eligible to participate in SNAP as long as the household does not contain a SNAP-sanctioned or an Intentional Program Violation (IPV) member. The new 150% monthly gross income levels are as follows:

**150% Gross Income limits beginning October 2017**

	<u>Household Size</u>	<u>Monthly Household Income</u>
150% Gross Income Levels	1	\$1,508
	2	\$2,030
	3	\$2,553
	4	\$3,075
	5	\$3,598
	6	\$4,120
	7	\$4,643
	8	\$5,165
	Each additional member	

Households that are not categorically eligible to receive SNAP benefits are subject to the 100% net income test. The new 100% monthly net income levels are as follows:

**100% Income Limits Beginning October 2017**

	<u>Household Size</u>	<u>Monthly Household Income</u>
100% Net Income Levels	1	\$1,005
	2	\$1,354
	3	\$1,702
	4	\$2,050
	5	\$2,399
	6	\$2,747
	7	\$3,095
	8	\$3,444
	Each additional member	

The maximum SNAP allotments amounts will decrease for all household sizes. The amounts are as follows:

**Thrifty Food Plan (TFP)**

Household Size	1	2	3	4	5	6	7	8
Maximum SNAP Benefit	\$192	\$352	\$504	\$640	\$760	\$913	\$1,009	\$1,153

The maximum SNAP allotments above are for households of up to eight individuals. Add \$144 for each additional person.

The minimum SNAP allotment for eligible one- and two-person households will decrease from \$16 to \$15.

See [PB #17-11-ELI](#) for SNAP categorical eligibility.

The SNAP resource limit for households that contain an aged or disabled individual will increase from \$3,250 to \$3,500. The resource limit for households that do not contain an aged or disabled individual will remain \$2,250. **Note:** Households that are categorically eligible for SNAP benefits are not subject to a resource limit.

The New York State Nutrition Improvement Project (NYSNIP) standardized benefit levels will be announced separately.

Updated forms

The forms listed below have been revised to reflect the SNAP changes:

- Monthly Supplemental Nutrition Assistance Program (SNAP) Budget Worksheet (NCA) (**W-122A**)
- Monthly Supplemental Nutrition Assistance Program (SNAP) Budget Worksheet (NCA – SSI/Aged/Disabled) (**W-122AA**)
- Supplemental Nutrition Assistance Program (SNAP) Budget Worksheet (CA) (**W-122D**)
- Supplemental Nutrition Assistance Program (SNAP) Budget Worksheet (CA – SSI/Aged/Disabled) (**W-122DD**)
- Schedule of Supplemental Nutrition Assistance Program (SNAP) Issuance (Households of One to Ten Persons) (**W-129F**)
- Schedule of Supplemental Nutrition Assistance Program (SNAP) Issuance (Households of Eleven to Twenty Persons) (**W-129FF**)
- Supplemental Nutrition Assistance Program (SNAP) Income Guidelines (**W-138Q**)
- Recoupment Worksheet to Determine Undue Hardship (**W-145F**)
- Guide to Supplemental Nutrition Assistance Program Budgeting (**W-204G**)

Form **W-138Q** was also revised to add One Honeywell Street as the entrance to the Queens SNAP Center (S53).

State Notice

The State mailed a Mass Notice of Intent to Change SNAP/ NYC October 2017 (see **Attachment A**) to all SNAP households informing them of the changes in the maximum SNAP allotments and other changes that affect their SNAP benefit calculations. Depending on a household's circumstances, the amount of their SNAP benefit may increase, decrease, or remain the same.

## System changes

The Welfare Management System (WMS) has been programmed to reflect the SNAP changes. Most cases were re-budgeted centrally through a mass re-budget on the weekend of September 16-17, 2017. Cases that were centrally re-budgeted have a 10/A/17 budget effective date and can be identified by the unique authorization number **44446010**. As part of the mass rebudgeting process, all stored budgets that are affected by these changes were also re-budgeted effective 10/A/17.

A list of the cases that were not included in the mass rebudgeting will be forwarded to the Regional Managers. Regional Managers will forward the list to the appropriate locations for rebudgeting.

**REQUIRED ACTION**

Resolving list of cases that were not mass rebudgeted

Participants

When the list of cases that require manual rebudgeting to reflect the October 2017 changes is received at the Job Center/NCA SNAP Center, the Job Center/SNAP Center Director/designee must ensure that:

- any outstanding actions that prevent the calculation and/or processing of a new budget are resolved immediately, and
- supplemental benefits, if necessary, are issued retroactive to 10/A/17.

Applicants

When calculating a budget after September 16, 2017, the Worker must:

- calculate a scratchpad budget in WMS to determine the SNAP benefit amount for September 2017 or any prior months,
- place a copy of the scratchpad budget in the case record, and
- calculate and save the regular budget for 10/A/17 to issue future benefits.

Preparing manual budgets

Workers are reminded to use the revised **W-122A**, **W-122AA**, **W-122D**, and **W-122DD** when preparing manual SNAP budgets and bottom-line budgets.

**Note:** The household must contain at least one SSI/Aged/Disabled household member to use Forms **W-122AA** and **W-122DD**.

To manually determine a household’s monthly SNAP allotment:

- calculate the household’s net monthly income using Form **W-122A**, **W-122AA**, **W-122D**, or **W-122DD** as appropriate.
- find the monthly SNAP allotment by referencing the appropriate **W-129F** or **W-129FF** table to locate the appropriate income in the “Monthly Net Income” column and reading across to the appropriate household size.

If the computation results in \$1, \$3, or \$5, round up the amount to \$2, \$4, or \$6, respectively. Do not round up computations over \$5.

**PROGRAM IMPLICATIONS**

Paperless Office System (POS) Implications

POS will be updated to reflect the October 2017 SNAP changes.

Cash Assistance Implications

There are no Cash Assistance (CA) implications associated with the October 2017 SNAP changes.

Medicaid Implications

There are no Medicaid implications associated with the October 2017 SNAP changes.

**LIMITED ENGLISH PROFICIENT AND DEAF/HARD-OF-HEARING IMPLICATIONS**

For Limited English Proficient (LEP) and Deaf/Hard-of-Hearing applicants/participants, make sure to obtain appropriate interpreter services in accordance with [PD #16-14-OPE](#) and [PD #17-19-OPE](#).

**FAIR HEARING IMPLICATIONS**

Avoidance/Resolution

Ensure that all case actions are processed in accordance with current procedures and that electronic case files are kept up-to-date. Remember that participants must receive either adequate or timely and adequate notification of all actions taken on their case.

**Conferences at Job Centers** A participant can request and receive a conference with a Fair Hearing and Conference (FH&C) AJOS/Supervisor I at any time. If a participant comes to the Job Center requesting a conference, the Receptionist must alert the FH&C Unit that the participant is waiting to be seen. In Model Centers, the Receptionist at Main Reception will issue an FH&C ticket to the participant to route him/her to the FH&C Unit and does not need to verbally alert the FH&C Unit staff.

The FH&C AJOS/Supervisor I will listen to and evaluate any material presented by the participant, review the case file, and explain the reason for the Agency’s action(s) to the participant.

After reviewing the issue with the JOS/Worker responsible for the case and/or the JOS/Worker’s Supervisor, the FH&C AJOS/Supervisor I will attempt to resolve the issue through an explanation of the October 2017 SNAP changes.

The FH&C AJOS/Supervisor I is responsible for ensuring that further appeal by the participant through a Fair Hearing request is properly controlled and that appropriate follow-up action is taken in all phases of the Fair Hearing process.

**Conferences at SNAP Centers** If a participant comes to the SNAP Center requesting a conference, the Receptionist must alert the SNAP Center Director’s Designee that the participant is to be seen. If the participant contacts the Worker directly, advise the participant to call the Designee. The Designee will listen to and evaluate the participant’s complaint.

After reviewing the issue with the Worker/Supervisor, the SNAP Center Director’s Designee will attempt to resolve the issue through an explanation of the October 2017 SNAP changes. The Designee is responsible for ensuring that further appeal by the participant through a Fair Hearing request is properly controlled and that appropriate action is taken in all phases of the Fair Hearing process.


**Evidence Packets** For Fair Hearing purposes, all evidence packets must include a copy of the Mass Notice of Intent to Change SNAP October 2017/NYC.

**REFERENCES** 18 NYCRR 387.10, 387.12, and 387.15  
 GIS 17 TA/DC032  
 ABEL Transmittal 17-3  
 7 CFR 273.9  
 7 USC 2014 & 2017

**RELATED ITEM** [PB #17-11-ELI](#) SNAP Categorical Eligibility



**ATTACHMENTS**

 Please use Print on Demand to obtain copies of forms.

<b>Attachment A</b>	Mass Notice of Intent to Change SNAP/NYC October 2017
<b>W-122A</b>	Monthly Supplemental Nutrition Assistance Program (SNAP) Budget Worksheet (NCA) (Rev. 09/20/17)
<b>W-122A (S)</b>	Monthly Supplemental Nutrition Assistance Program (SNAP) Budget Worksheet (NCA) (Spanish) (Rev. 09/20/17)
<b>W-122AA</b>	Monthly Supplemental Nutrition Assistance Program (SNAP) Budget Worksheet (NCA – SSI/Aged/Disabled) (Rev. 09/20/17)
<b>W-122AA (S)</b>	Monthly Supplemental Nutrition Assistance Program (SNAP) Budget Worksheet (NCA – SSI/Aged/Disabled) (Spanish) (Rev. 09/20/17)
<b>W-122D</b>	Supplemental Nutrition Assistance Program (SNAP) Budget Worksheet (CA) (Rev. 09/20/17)
<b>W-122D (S)</b>	Supplemental Nutrition Assistance Program (SNAP) Budget Worksheet (CA) (Spanish) (Rev. 09/20/17)
<b>W-122DD</b>	Supplemental Nutrition Assistance Program (SNAP) Budget Worksheet (CA – SSI/Aged/Disabled) (Rev. 09/20/17)
<b>W-122DD (S)</b>	Supplemental Nutrition Assistance Program (SNAP) Budget Worksheet (CA – SSI/Aged/Disabled) (Spanish) (Rev. 09/20/17)
<b>W-129F</b>	Schedule of Supplemental Nutrition Assistance Program (SNAP) Issuance (Households of One to Ten Persons) (Rev. 09/20/2017)
<b>W-129FF</b>	Schedule of Supplemental Nutrition Assistance Program (SNAP) Issuance (Households of Eleven to Twenty Persons) (Rev. 09/20/2017)
<b>W-138Q</b>	Supplemental Nutrition Assistance Program (SNAP) Income Guidelines (Rev. 09/20/2017)
<b>W-138Q (S)</b>	Supplemental Nutrition Assistance Program (SNAP) Income Guidelines (Spanish) (Rev. 09/20/2017)
<b>W-145F</b>	Recoupment Worksheet to Determine Undue Hardship (Rev. 09/20/2017)
<b>W-145F (S)</b>	Recoupment Worksheet to Determine Undue Hardship (Spanish) (Rev. 09/20/2017)
<b>W-204G</b>	Guide to Supplemental Nutrition Assistance Program (SNAP) Budgeting (Rev. 9/20/17)

Attachment A

HUMAN RESOURCES ADMINISTRATION  
 P.O. BOX 02-9121 - BROOKLYN GPO  
 BROOKLYN, NY 11202-9121

MASS NOTICE OF INTENT TO CHANGE SNAP/NYC  
 OCTOBER 2017

Case Number:  
 Loc. Off./Unit Worker:

General Telephone No. for  
 Questions or Help:

Dear SNAP Recipient:

The "Thrifty Food Plan" (TFP) is the maximum amount of SNAP benefits, per household size. Beginning October 1, 2017, the maximum amounts of SNAP benefits per household size will decrease. The new TFP amounts will be:

Household Size	1	2	3	4	5	6	7	8
Maximum Allotment	\$192	\$352	\$504	\$640	\$760	\$913	\$1,009	\$1,153

*Each additional household member add \$144.00*

The minimum SNAP benefit amount that a one or two-person household can receive will decrease to \$15.00 per month.

Beginning October 1, 2017, some standards and deductions used to figure the amount of SNAP benefits a household gets will change. This is the result of federally-required changes. The SNAP Maximum Excess Shelter Deduction will increase by \$18, from \$517 to \$535.

The standard deduction amounts that will be used in the SNAP budgeting as of October 1, 2017 are:

Household Size	1	2	3	4	5	6+
Standard Deduction	\$160	\$160	\$160	\$170	\$199	\$228

The new Standard Utility Allowance (SUA) amounts, as of October 1, 2017 are:

New York City	Old SUA Values	New SUA Values
Heating / Air Conditioning SUA Values	\$758	\$791
Basic Utility SUA Values	\$300	\$313
Phone SUA	\$33	\$30

*(Note: The SUA values other than the Phone SUA include amounts for water, sewage, and trash collection)*

These changes may affect the amount of SNAP benefits you get. Depending on your individual circumstance the amount of your monthly SNAP benefit may not change, or it may decrease or increase as a result of these changes.

The Regulations which allows us to do this are **18 NYCRR 358-3.3(e)(1)(i), 387.10, 387.12 and 387.15.**

**Reporting Rules**

**Most SNAP households with income only have to report changes every six months.** Every six months, you either will be asked to recertify, or will be mailed a form for you to use to report changes. **The one exception to this rule is if your household's gross monthly income becomes more than 130% of the federal poverty level.** Your gross income includes all income any member of your household received during the calendar month before taxes and other deductions are taken out, not the amount you receive when you receive your check.

See Chart Below. The dollar amount shown under your household size shows the new 130% of poverty income limit for your household, as of October 1, 2017. If your household's gross monthly income becomes greater than this amount, you must report the new gross monthly income amount to your social services office by phone, in writing, or in person within 10 days after the end of the month.

<b>Report Household Gross Income Over the Income Limits Below based on Your Household Size</b>										
HOUSEHOLD SIZE	1	2	3	4	5	6	7	8	9	10
Report if Gross Household Income Goes Over:	\$1,307	\$1,760	\$2,213	\$2,665	\$3,118	\$3,571	\$4,024	\$4,477	\$4,930	\$5,383

**Some households must report changes in their household circumstances within 10 days of the month following the month in which the change occurred. You must follow this reporting rule if your household has no income at all, if your household has no income from employment and all adults are either over age 60 or disabled, or if you receive SSI/SSD and you live in a state certified group home. Also, if your household contains a seasonal migrant farmworker, or if your household is certified for fewer than four months, or if your household is homeless ("undomiciled", without any shelter).**

The reduction to your SNAP benefits is a federally-mandated mass change to SNAP benefits amounts. Pursuant to federal regulations at 7 CFR 271.7(f), there is no right to a fair hearing to dispute this reduction. If you think some other mistake, such as an improper computation, was made in figuring your SNAP benefits, you may ask for a Fair Hearing within 90 days of when your October 2017 SNAP benefits become available. You can ask for a fair hearing by writing to: Office of Administrative Hearings, New York State Office of Temporary and Disability Assistance, P.O. Box 1930, Albany, New York 12201; Faxing (518) 473-6735; on-line by requesting a form at: <http://www.otda.ny.gov/oah/forms.asp>; or by calling toll-free: 1-800-342-3334.

**LEGAL ASSISTANCE:** If you think you need a lawyer to help you with this problem, you may be able to get a lawyer at no cost to you by contacting your local Legal Aid Society or other legal advocate group. For the names of other lawyers, check your Yellow Pages under "Lawyers".



## Monthly Supplemental Nutrition Assistance Program (SNAP) Budget Worksheet (NCA) – Part 2

Effective October 1, 2017

<b>Case Name</b>	<b>Case Number</b>	<b>SNAP Center Number</b> <b>S-</b>
------------------	--------------------	--

**A. Income –Enter Monthly amount, do not round dollar amounts.**

<b>1. Monthly Gross Earned Income</b>	\$	
<b>2. Net Monthly Income from Boarder/Lodger or Lodger</b>		
<b>3. Add lines 1 and 2</b>		
<b>4. Monthly Gross Unearned Income</b>		
<b>a) Monthly Gross Unearned Income – Source:</b>		
<b>b) Monthly Gross Unearned Income – Source:</b>		
<b>c) Monthly Gross Unearned Income – Source:</b>		
<b>5. Add lines 3, 4a, 4b, and 4c</b>		
<b>6. Income Exclusions</b> (Monthly legally obligated child support payment to person(s) outside the SNAP household.)		
<b>7. Subtract line 6 from line 5</b>	<b>A.</b>	

**B. Deductions**

<b>8. 20% of line 3</b>	\$	
<b>9. Standard Deduction – Monthly:</b> Select one below.		
<b>a) 1–3 person household</b> \$160		
<b>b) 4-person household</b> \$170		
<b>c) 5-person household</b> \$199		
<b>d) 6+ person household</b> \$226		
<b>10. Monthly Child/Dependent Care Costs</b> (use actual expense) If the household has out-of-pocket dependent care costs do not use the 130% Gross Income Table. Use the 200% Gross Income Table.		
<b>11. Monthly Homeless Shelter Deduction (\$143) or actual expense, whichever is greater</b> <b>Note:</b> Homeless households (shelter code 23) that qualify for a heating/cooling SUA due to receipt of HEAP payments greater than \$20 in the last 12 months, cannot also receive the homeless shelter deduction.		
<b>12. Add lines 8, 9, 10, and 11</b>	<b>B.</b>	

**C. Adjusted Income**

<b>13. Subtract B from A (line 12 from line 7)</b>	<b>C.</b>	\$
--	-----------	----

**D. Shelter Costs**

<b>14. Monthly Actual Rent or Mortgage Billed to Household</b>	\$	
<b>15. Other Monthly Expenses</b> (Real estate taxes, insurance, installation of utilities, etc.)		
<b>16. Monthly Utility Allowance:</b> Select the correct utility allowance (a, b, c, or d) and enter the amount on the appropriate line. <b>a) Enter zero (0) for shelter code 23 if household has not received HEAP payments greater than \$20 in the last 12 months</b>		
<b>b) With heating or air conditioning expense or receipt of HEAP payments greater than \$20 in the last 12 months:</b> Enter the monthly standard combined heat, utility, and telephone allowance of \$791.		
<b>c) With utility expense only (for households not eligible for heating or air conditioning SUA):</b> Enter the combined utility and telephone standard of \$313.		
<b>d) With telephone expense only (for households not eligible for heat/air conditioning or utility SUA except shelter code 23):</b> Enter \$30.		
<b>17. Add lines 14, 15, and either 16b or 16c or 16d</b>	<b>D.</b>	

**E. Excess Shelter Deductions**

<b>18. Enter D (Shelter Costs):</b> Enter amount from line 17.	\$	
<b>19. Enter 1/2 (one half) of C (Adjusted Income):</b> Enter 1/2 of amount on line 13.		
<b>20. Excess Shelter Costs:</b> Subtract line 19 from line 18; if line 18 is less than line 19, enter zero (0).		
<b>21. Maximum Shelter Deduction Allowed</b>	\$535	00
<b>22. Enter amount from line 20 or 21, whichever is less</b>	<b>E.</b>	

**F. Monthly Supplemental Nutrition Assistance Program (SNAP) Net Income**

<b>23. Enter C (Adjusted Income):</b> Enter the amount on line 13	\$	
<b>24. Enter E (Excess Shelter Deductions):</b> Enter the amount on line 22.		
<b>25. Monthly SNAP Net Income:</b> Subtract line 24 from line 23.	<b>F.</b>	

**G. 100% Monthly Net Income Test**

If household is categorically eligible, skip this test and go directly to SNAP Benefit Calculation.

<b>26. Enter Monthly net income amount for household size from table.</b>	
<b>27. Compare amount entered on line 25 with the amount entered on line 26.</b>	
<b>a) If the amount entered on line 25 is greater than the amount on line 26, the household is ineligible for SNAP benefits. Check Ineligible.</b>	<input type="checkbox"/> <b>Ineligible</b>
<b>b) If the amount entered on line 25 is less than or equal to the amount entered on line 26, the household meets the 100% Monthly Net Income Test. Check Eligible box and complete Section H.</b>	<input type="checkbox"/> <b>Eligible</b>

Household Size	100% Monthly Net Income
1	\$1,005
2	\$1,354
3	\$1,702
4	\$2,050
5	\$2,399
6	\$2,747
7	\$3,095
8	\$3,444
Each additional member	+\$349

**H. SNAP Benefit Calculation**

<b>28. Allotment:</b> Refer to tables on forms <b>W-129F/W-129FF</b> using income from line 25 and household size from Part 1, box C (Number Eligible) on <b>page 1</b> of this form.	<b>H.</b>		
<b>29. Recoupment Amount:</b> Enter the recoupment amount, if none, enter zero (0).			
<b>30. Allotment after Recoupment:</b> Subtract line 29 from line 28.			

Authorized by: \_\_\_\_\_

Date: \_\_\_\_\_

SAMPLE

## Hoja de Cálculos de Presupuesto Mensual (NCA) del Programa de Asistencia de Nutrición Suplementaria (SNAP) – Parte 1

En vigor el 1º de octubre de 2017

Este formulario lo deben usar los hogares que no consten de una persona anciana o discapacitada.

Nombre del Caso	Número del Caso	Núm. del Centro de SNAP S-
(A) Número de Miembros del Hogar	(B) Número de Miembros Inelegibles	(C) Número de Miembros Elegibles

**A. Ingreso anote las cantidades mensuales sin redondear las cantidades en dólares.**

1. Ingreso Salarial Bruto Mensual	\$	
2. Ingreso Neto Mensual por Huésped/Inquilino		
3. Sume las líneas 1 y 2		
4. Ingreso No Salarial Bruto Mensual		
a) Ingreso Bruto No Salarial Mensual – Fuente:		
b) Ingreso Bruto No Salarial Mensual – Fuente:		
c) Ingreso Bruto No Salarial Mensual – Fuente:		
5. Sume las líneas 3, 4a, 4b, y 4c		
6. Pago Mensual de Manutención de Niños Obligado Por la Ley a las persona(s) fuera del hogar de SNAP.		
7. Reste la línea 6 de la línea 5		

**B. Prueba del Ingreso Bruto - Use la Prueba del 200% del Ingreso Bruto para los hogares con gastos por cuenta propia para cuidado de dependientes, la Prueba de 150% del Ingreso Bruto para los hogares con ingreso salarial, y la Prueba del 130% del Ingreso Bruto para todos los demás hogares.**

<p><b>8. Anote la cantidad del ingreso bruto máximo de todos los miembros del hogar como se indica en la tabla.</b></p>		<b>Ingreso Bruto Mensual</b>			
<p><b>9. Compare la cantidad anotada en la línea 7 con la cantidad anotada en la línea 8.</b></p>	<p style="text-align: center;"><input type="checkbox"/> <b>Inelegible</b></p> <p style="text-align: center;"><input type="checkbox"/> <b>Elegible</b></p>	<b>Tamaño de la Familia</b>	<b>Tabla del 130% del Ingreso Bruto</b>	<b>Tabla del 150% del Ingreso Bruto</b>	<b>Tabla del 200% del Ingreso Bruto</b>
<p>a) Si la cantidad anotada en la línea 7 es superior a la cantidad en la línea 8, el hogar no cumple el límite correspondiente del ingreso bruto y no es elegible para beneficios de SNAP. <b>Marque la casilla de Inelegible. Pare aquí.</b></p>		<b>1</b>	\$1,307	\$1,508	\$2,010
<p>b) Si el hogar <u>no</u> consta de miembros sancionados o descalificados de beneficios de SNAP debido a una IPV y la cantidad anotada en la línea 7 es inferior o equivalente a la cantidad anotada en la línea 8, el hogar cumple el límite correspondiente del ingreso bruto y es categóricamente elegible para beneficios de SNAP. <b>Marque la casilla de Elegible. Llene la Parte 2, pero salte la Sección G.</b></p>		<b>2</b>	\$1,760	\$2,030	\$2,707
<p>c) Si el hogar <u>consta</u> de un miembro sancionado o descalificado de beneficios de SNAP debido a un IPV y la cantidad anotada en la línea 7 es menos o igual a la cantidad anotada en la línea 8, el hogar cumple el límite del 130% del ingreso bruto pero no es categóricamente elegible para SNAP. El hogar también está sujeto a la prueba de recursos para SNAP. <b>Marque la casilla de Elegible. Llene toda la Parte 2.</b></p>		<b>3</b>	\$2,213	\$2,553	\$3,403
		<b>4</b>	\$2,665	\$3,075	\$4,100
		<b>5</b>	\$3,118	\$3,598	\$4,797
		<b>6</b>	\$3,571	\$4,120	\$5,493
		<b>7</b>	\$4,024	\$4,643	\$6,190
		<b>8</b>	\$4,477	\$5,165	\$6,887
		<b>Cada miembro adicional</b>	+\$453	+\$523	+\$697

**Nota:** Los hogares que no son categóricamente elegibles para los beneficios de SNAP están sujetos a la prueba del ingreso neto y a la prueba de recursos.



## Hoja de Cálculos de Presupuesto Mensual (NCA) del Programa de Asistencia de Nutrición Suplementaria (SNAP) – Parte 2

En vigor el 1º de octubre de 2017

Nombre del Caso	Número del Caso	Núm. del Centro de SNAP S-
-----------------	-----------------	-------------------------------

**A. Ingreso – Anote la cantidad Mensual, no redondee la cantidad de los dólares.**

1. Ingreso Mensual Bruto Salarial	\$	
2. Ingreso Neto por Huésped/Inquilino o Huésped		
3. Sume las líneas 1 y 2		
4. Ingreso Mensual Bruto No Salarial		
a) Ingreso No Salarial Bruto Mensual – Fuente:		
b) Ingreso No Salarial Bruto Mensual – Fuente:		
c) Ingreso No Salarial Bruto Mensual – Fuente:		
5. Sume las líneas 3, 4a, 4b, y 4c		
6. Exclusiones de Ingresos (pago mensual de manutención de niños obligado por la ley a persona(s) fuera del hogar de SNAP)		
7. Reste la línea 6 de la línea 5	<b>A.</b>	

**B. Deduciones**

8. 20% de la línea 3	\$	
9. Dedución Normal – Mensual: Seleccione una opción más abajo.		
a) Hogar de 1–3 personas \$160		
b) Hogar de 4 personas \$170		
c) Hogar de 5 personas \$199		
d) Hogar de 6 o más personas \$228		
10. Costos Mensuales para Cuidado de Niños/Dependientes (Remítase al gasto real.) Si el hogar tiene gastos por cuenta propia de cuidado de dependientes, no se remita a la tabla del 130% del Ingreso Bruto. Use la Tabla del 200% del Ingreso Bruto.		
11. Dedución Mensual de Albergue para las Personas Sin Hogar (\$143) o gasto real, el que sea superior <b>Nota:</b> Las familias sin hogar (código de albergue 23) que cualifican para una SUA de calefacción/acondicionamiento a raíz de recibir pagos de HEAP mayores de \$20 en los últimos 12 meses, no pueden recibir además la deducción de refugio para personas sin hogar.		
12. Sume las líneas 8, 9, 10, y 11	<b>B.</b>	

**C. Ingreso Ajustado**

13. Reste B de A (línea 12 menos línea 7)	<b>C.</b>	\$
---	-----------	----

**D. Gastos de Albergue**

<b>14. Alquiler o Hipoteca Real Mensual Facturada al Hogar</b>	\$	
<b>15. Otros Gastos Mensuales</b> (impuestos inmuebles, seguros, instalación de servicios públicos etc.)		
<b>16. Asignación Mensual Para Servicios Públicos:</b> Seleccione la concesión correcta de servicios públicos (a, b, c, o d) y anote la cantidad en la línea que corresponda. <b>a) Anote cero (0) para código de albergue 23 si el hogar no ha recibido pagos de HEAP superiores a \$20 en los últimos 12 meses.</b>		
<b>b) Con gastos de calefacción o aire acondicionado o el recibo de pagos HEAP superiores a \$20 durante los últimos 12 meses:</b> Anote la asignación mensual normal combinada de calefacción, servicios públicos y teléfono de \$791.		
<b>c) Sólo para gastos de servicios públicos (para los hogares no elegibles para SUA de calefacción o de aire acondicionado):</b> Anote la norma combinada para servicios públicos y teléfono de \$313.		
<b>d) Sólo para gastos de teléfono</b> (para aquellos hogares sin derecho a SUA de calefacción/aire acondicionado o de servicios públicos, excepto el código de albergue 23): Anote \$30.		
<b>17. Sume las líneas 14, 15, y 16b o 16c o 16d</b>	<b>D.</b>	

**E. Deducciones de Albergue Sobrantes**

<b>18. Anote D (Gastos de Albergue):</b> Anote la cantidad de la línea 17	\$	
<b>19. Anote 1/2 (la mitad) de C (Ingreso Ajustado):</b> Anote 1/2 de la cantidad en la línea 13		
<b>20. Gastos en Exceso de Albergue:</b> Reste línea 19 de la línea 18; si la línea 18 es inferior a la línea 19, anote cero (0).		
<b>21. Deducción Máxima Permitida para Albergue</b>	\$535	00
<b>22. Anote la cantidad inferior entre la línea 20 o 21</b>	<b>E.</b>	

**F. Ingreso Neto Mensual del Programa de Asistencia de Nutrición Suplementaria (SNAP)**

<b>23. Anote C (Ingreso Ajustado):</b> Anote la cantidad en la línea 13	\$	
<b>24. Anote E (Deducción Sobrante para Albergue):</b> Anote la cantidad en la línea 22		
<b>25. Ingreso Neto Mensual de SNAP:</b> Reste la línea 24 de la línea 23	<b>F.</b>	

**G. Prueba del 100% del Ingreso Neto Mensual**

Si el hogar es categóricamente elegible, salte esta prueba y vaya directamente a los Cálculos de Beneficios de SNAP.

<b>26. Anote la cantidad neta mensual para el tamaño del hogar de la tabla.</b>		<b>Tamaño del Hogar</b>	<b>100% del Ingreso Neto Mensual</b>
<b>27. Compare la cantidad de la línea 25 con la cantidad de la línea 26.</b>		<b>1</b>	\$1,005
<b>a) Si la cantidad de la línea 25 es superior a la cantidad de la línea 26, el hogar es inelegible para beneficios de SNAP. Marque Inelegible.</b>	<input type="checkbox"/>	<b>2</b>	\$1,354
	<b>Inelegible</b>	<b>3</b>	\$1,702
<b>b) Si la cantidad de la línea 25 es inferior o equivalente a la cantidad de la línea 26, el hogar cumple el 100% de la Prueba de Ingreso Neto Mensual. Marque la casilla Elegible y llene la Sección H.</b>	<input type="checkbox"/>	<b>4</b>	\$2,050
	<b>Elegible</b>	<b>5</b>	\$2,399
		<b>6</b>	\$2,747
		<b>7</b>	\$3,095
		<b>8</b>	\$3,444
		<b>Cada miembro adicional</b>	+\$349

**H. Cálculos de Beneficios de SNAP**

<b>28. Asignación:</b> Remítase a las tablas en los formularios <b>W-129F/W-129FF</b> y use el ingreso de la línea 25 y el tamaño del hogar de la Parte 1, casilla C (Número de Miembros Elegibles), en la <b>página 1</b> de este formulario.	<b>H.</b>	
<b>29. Cantidad Recuperada:</b> Anote la cantidad a ser recuperada. De no haberla, anote cero (0).		
<b>30. Asignación tras la Cantidad Recuperada:</b> Reste la línea 29 de la línea 28.		

Autorizado por: \_\_\_\_\_

Fecha: \_\_\_\_\_

SAMPLE

## Monthly Supplemental Nutrition Assistance Program (SNAP) Budget Worksheet (NCA – SSI/Aged/Disabled)\*

Effective October 1, 2017

\*The household must contain at least one SSI/aged (60 years of age or older) or disabled member to use this form.

Case Name:	Case Number:	SNAP Center Number: S-
(A) Household Size:	(B) Number Disqualified:	(C) Number Eligible:

**A. Income –Enter Monthly amount, do not round dollar amounts.**

1. Monthly Gross Earned Income	\$	
2. Net Monthly Income from Boarder/Lodger or Lodger		
3. Add lines 1 and 2		
4. Monthly Gross Unearned Income: Do not enter employment income on these lines.		
a) Monthly Gross Unearned Income – Source:		
b) Monthly Gross Unearned Income – Source:		
c) Monthly Gross Unearned Income – Source:		
5. Add lines 3, 4a, 4b, and 4c		
6. Monthly legally obligated child support payment to person(s) outside the SNAP household.		
7. Subtract line 6 from line 5	A.	

If all household members are in receipt of SSI, skip Sections B and H.

If household contains a SNAP sanctioned or disqualified member due to an IPV, skip Section B.

**B. 200% Gross Income Test**

<b>8. Enter maximum gross income amount for household size from table.</b>	<b>200% Gross Income Table</b>																				
<b>9. Compare amount entered on line 7 with the amount entered on line 8.</b>  a) If the amount entered on line 7 is greater than the amount on line 8, the household does not meet the 200% Gross Income Limitation. The household is not categorically eligible and must meet the 100% net SNAP income test in order to be eligible for SNAP benefits. <b>Complete the rest of the form.</b>  b) If the amount entered on line 7 is less than or equal to the amount entered on line 8, the household meets the 200% Gross Income Limitation and is categorically eligible for SNAP benefits. <b>Skip Section H and complete the rest of this form.</b>	<table border="1" style="width: 100%; border-collapse: collapse;"> <thead> <tr> <th style="width: 50%;">Household Size</th> <th style="width: 50%;">Monthly Gross Income</th> </tr> </thead> <tbody> <tr><td style="text-align: center;">1</td><td style="text-align: center;">\$2,010</td></tr> <tr><td style="text-align: center;">2</td><td style="text-align: center;">\$2,707</td></tr> <tr><td style="text-align: center;">3</td><td style="text-align: center;">\$3,403</td></tr> <tr><td style="text-align: center;">4</td><td style="text-align: center;">\$4,100</td></tr> <tr><td style="text-align: center;">5</td><td style="text-align: center;">\$4,797</td></tr> <tr><td style="text-align: center;">6</td><td style="text-align: center;">\$5,493</td></tr> <tr><td style="text-align: center;">7</td><td style="text-align: center;">\$6,190</td></tr> <tr><td style="text-align: center;">8</td><td style="text-align: center;">\$6,887</td></tr> <tr><td style="text-align: center;">Each additional member</td><td style="text-align: center;">+ \$697</td></tr> </tbody> </table>	Household Size	Monthly Gross Income	1	\$2,010	2	\$2,707	3	\$3,403	4	\$4,100	5	\$4,797	6	\$5,493	7	\$6,190	8	\$6,887	Each additional member	+ \$697
	Household Size	Monthly Gross Income																			
	1	\$2,010																			
	2	\$2,707																			
	3	\$3,403																			
	4	\$4,100																			
	5	\$4,797																			
	6	\$5,493																			
	7	\$6,190																			
	8	\$6,887																			
Each additional member	+ \$697																				

**Note:** Households that are not categorically eligible for SNAP benefits are subject to the resource test.

**C. Deductions**

<b>10. 20% of line 3</b>	<b>\$</b>	
<b>11. Standard Deduction – Monthly:</b> Select one. a) 1–3 person household \$160 b) 4-person household \$170 c) 5-person household \$199 d) 6+ person household \$228		
<b>12. Monthly Child/Dependent Care Costs</b> (use actual expense)		
<b>13. Monthly Medical Expenses:</b> Subtract \$35 from the gross monthly medical expense amount and enter the balance. If less than zero, enter "0".		
<b>14. Monthly Homeless Shelter Deduction (\$143) or actual expense, whichever is greater</b>  <b>Note:</b> Homeless households (shelter code 23) that qualify for a heating/cooling SUA due to receipt of HEAP payments greater than \$20 in the last 12 months, cannot also receive the homeless shelter deduction.		
<b>15. Add lines 10, 11, 12, 13, and 14</b>	<b>C.</b>	

**D. Adjusted Income**

<b>16. Subtract C from A:</b> Line 15 from line 7.	<b>D. \$</b>	
--	--------------	--

**E. Shelter Costs**

<b>17. Monthly Actual Rent or Mortgage Billed to Household:</b> For hotel/emergency shelter cases, enter the maximum shelter allowance for the family size.	<b>\$</b>	
<b>18. Other Monthly Expenses</b> (Real estate taxes, insurance, installation of utilities, etc.)		
<b>19. Monthly Utility Allowance:</b> Select the correct utility allowance (a, b, c, or d) and enter the amount on the appropriate line.  a) <b>Enter zero (0) for shelter code 23 if household has not received HEAP payments greater than \$20 in the last 12 months.</b>		
b) <b>With heating or air conditioning expense or receipt of HEAP payments greater than \$20 in the last 12 months:</b> Enter the monthly standard combined heat, utility, and telephone allowance of \$791.		
c) <b>With utility expenses only</b> (for households not eligible for heating or air conditioning SUA): Enter the combined utility and telephone standard of \$313.		
d) <b>With telephone expense only</b> (for households not eligible for heat/air conditioning or utility SUA except shelter code 23): Enter \$30.		
<b>20. Add lines 17, 18, and either 19b or 19c or 19d.</b>	<b>E.</b>	

**F. Excess Shelter Deductions**

<b>21. Enter E (Shelter Costs):</b> Enter amount from line 20.	<b>\$</b>	
<b>22. Enter 1/2 (one half) of D (Adjusted Income):</b> Enter 1/2 of amount on line 16.		
<b>23. Excess Shelter Costs:</b> Subtract line 22 from line 21. If line 21 is less than line 22, enter zero (0).	<b>F.</b>	

**G. Monthly SNAP Net Income**

<b>24. Enter D (Adjusted Income):</b> Enter the amount on line 16.	\$	
<b>25. Enter F (Excess Shelter Deduction):</b> Enter the amount on line 23.		
<b>26. Monthly SNAP Net Income:</b> Subtract line 25 from line 24.	<b>G.</b>	

**H. 100% Monthly Net Income Test**

If household is categorically eligible, skip this test and go directly to SNAP Benefit Calculation.

<b>27. Enter Monthly net income amount for household size from table.</b>		<b>Household Size</b>	<b>100% Monthly Net Income</b>
<b>28. Compare amount entered on line 26 with the amount entered on line 27.</b>  a) If the amount entered on line 26 is greater than the amount on line 27, the household is ineligible for SNAP benefits. <b>Stop here, Check Ineligible box.</b>  <input type="checkbox"/> <b>Ineligible</b>  b) If the amount entered on line 26 is less than or equal to the amount entered on line 27, the household meets the 100% Monthly Net Income Test. <b>Check Eligible box and complete Section I.</b>  <input type="checkbox"/> <b>Eligible</b>		1	\$1,005
		2	\$1,354
		3	\$1,702
		4	\$2,050
		5	\$2,399
		6	\$2,747
		7	\$3,095
		8	\$3,444
	<b>Each additional member</b>	<b>+ \$349</b>	

**I. SNAP Benefit Calculation**

<b>29. Allotment:</b> Refer to tables on forms <b>W-129F/W-129FF</b> using income from line 26 and household size from box C (Number Eligible) on <b>page 1</b> of this form.		
<b>30. Recoupment Amount:</b> Enter the recoupment amount, if none, enter zero (0).		
<b>31. Allotment after Recoupment:</b> Subtract line 30 from line 29.		

Authorized by: \_\_\_\_\_

Date: \_\_\_\_\_

## Hoja de Cálculo de Presupuesto Mensual del Programa de Asistencia de Nutrición Suplementaria (SNAP) (NCA – SSI/Ancianos/Discapacitados)\*

En vigor el 1º de octubre de 2017

\*Para usar este formulario, el hogar debe constar de por lo menos un miembro de SSI/anciano (60 años de edad o más) o discapacitado.

Nombre del Caso:	Número del Caso:	Número del Centro: S-
(A) Tamaño del Hogar:	(B) Número de Miembros Inelegibles:	(C) Número de Miembros Elegibles:

**A. Ingreso -Anote la cantidad Mensual, no redondee las cantidades de dólares.**

1. Ingreso Salarial Bruto Mensual	\$	
2. Ingreso Mensual Neto del Huésped/Inquilino o Huésped		
3. Sume las líneas 1 y 2		
4. Ingreso No Salarial Bruto Mensual. No anote el ingreso salarial en estas líneas.		
a) Ingreso No Salarial Bruto Mensual – Fuente:		
b) Ingreso No Salarial Bruto Mensual – Fuente:		
c) Ingreso No Salarial Bruto Mensual – Fuente:		
5. Sume las líneas 3, 4a, 4b, y 4c		
6. Pago mensual de manutención de niños obligado por la ley a la(s) persona(s) fuera del hogar de SNAP.		
7. Reste la línea 6 de la línea 5	A.	

Si todos los miembros del hogar reciben SSI, salte las Secciones E y H.

Si el hogar de SNAP consta de un miembro sancionado o descalificado por un IPV, salte la Sección B.

**B. Prueba del 200% del Ingreso Bruto**

<p>8. Anote la cantidad máxima de Ingreso Bruto que aparece en la tabla, para el tamaño del hogar.</p>	<p><b>Tabla del 200% Ingreso Bruto</b></p>																				
<p>9. Compare la cantidad anotada en la línea 7 con la cantidad anotada en la línea 8.</p> <p>a) Si la cantidad de la línea 7 es superior a la cantidad de la línea 8, el hogar no cumple el 200% del Límite de Ingreso Bruto. El hogar no es categóricamente elegible y tiene que cumplir la prueba del 100% del ingreso neto de SNAP para ser elegible para Beneficios de SNAP. <b>Llene el resto del formulario.</b></p> <p>b) Si la cantidad de la línea 7 es inferior o igual a la cantidad de la línea 8, el hogar cumple el 200% del Límite de Ingreso Bruto y es categóricamente elegible para beneficios de SNAP. <b>Salte la Sección H y llene el resto de este formulario.</b></p>	<table border="1" style="width: 100%; border-collapse: collapse;"> <thead> <tr> <th style="width: 50%;">Tamaño del Hogar</th> <th style="width: 50%;">Ingreso Bruto Mensual</th> </tr> </thead> <tbody> <tr><td style="text-align: center;">1</td><td style="text-align: center;">\$2,010</td></tr> <tr><td style="text-align: center;">2</td><td style="text-align: center;">\$2,707</td></tr> <tr><td style="text-align: center;">3</td><td style="text-align: center;">\$3,403</td></tr> <tr><td style="text-align: center;">4</td><td style="text-align: center;">\$4,100</td></tr> <tr><td style="text-align: center;">5</td><td style="text-align: center;">\$4,797</td></tr> <tr><td style="text-align: center;">6</td><td style="text-align: center;">\$5,493</td></tr> <tr><td style="text-align: center;">7</td><td style="text-align: center;">\$6,190</td></tr> <tr><td style="text-align: center;">8</td><td style="text-align: center;">\$6,887</td></tr> <tr><td style="text-align: center;">Cada miembro adicional</td><td style="text-align: center;">+ \$697</td></tr> </tbody> </table>	Tamaño del Hogar	Ingreso Bruto Mensual	1	\$2,010	2	\$2,707	3	\$3,403	4	\$4,100	5	\$4,797	6	\$5,493	7	\$6,190	8	\$6,887	Cada miembro adicional	+ \$697
Tamaño del Hogar	Ingreso Bruto Mensual																				
1	\$2,010																				
2	\$2,707																				
3	\$3,403																				
4	\$4,100																				
5	\$4,797																				
6	\$5,493																				
7	\$6,190																				
8	\$6,887																				
Cada miembro adicional	+ \$697																				

**Nota:** Los hogares que no son categóricamente elegibles para los beneficios de SNAP están sujetos a la prueba de recursos.

**C. Deducciones**

<b>10. 20% de la línea 3</b>	\$	
<b>11. Deducción Fija – Mensual:</b> Seleccione una opción. a) Hogar de 1–3 personas \$160 b) Hogar de 4 personas \$170 c) Hogar de 5 personas \$199 d) Hogar de 6 o más personas \$228		
<b>12. Costos Mensuales de Cuidado de Niños/Dependientes</b> (use el gasto real)		
<b>13. Gastos Médicos Mensuales:</b> Reste \$35 de la cantidad bruta del gasto médico y anote el balance. Si resulta menos de cero, anote "0".		
<b>14. Deducción Mensual de Albergue para Desamparados (\$143) o el gasto real, el que sea mayor</b> <b>Nota:</b> Las familias sin hogar (código de albergue 23) que cualifican para una SUA de calefacción/acondicionamiento a raíz de recibir pagos de HEAP mayores de \$20 en los últimos 12 meses, no pueden recibir además la deducción de refugio para personas sin hogar.		
<b>15. Sume las líneas 10, 11, 12, 13, y 14</b>	<b>C.</b>	

**D. Ingreso Ajustado**

<b>16. Reste C de A:</b> Línea 15 de la línea 7.	<b>D. \$</b>	
--	--------------	--

**E. Gastos de Albergue**

<b>17. Alquiler o Hipoteca Mensual Facturada al Hogar:</b> Para los casos de albergue de hotel/emergencia, anote la máxima asignación de albergue para el tamaño de la familia.	\$	
<b>18. Otros Gastos Mensuales</b> (Impuestos sobre bienes inmuebles, seguro, instalación de servicios públicos, etc.)		
<b>19. Asignación Mensual para Servicios Públicos:</b> Seleccione la asignación correcta de servicios públicos (a, b, c, o d) en anote la cantidad en la línea que corresponda. a) <b>Anote cero (0) para código de albergue 23 si el hogar no ha recibido pagos de HEAP mayores de \$20 en los últimos 12 meses.</b> b) <b>Con gastos de calefacción o aire acondicionado o recibo de pagos de HEAP superiores a \$20 en los últimos 12 meses:</b> Anote la asignación de \$791 normal mensual conjunta de calefacción, servicios públicos y teléfono. c) <b>Sólo para gastos de servicios públicos</b> (para los hogares no elegibles para calefacción o SUA de aire acondicionado): Anote la asignación de \$313 normal conjunta para servicios públicos y teléfono. d) <b>Sólo gastos de teléfono</b> (para aquellos hogares inelegibles para calefacción/aire acondicionado o SUA de servicios públicos excepto el código de albergue 23): Anote \$30.		
<b>20. Sume las líneas 17, 18, y 19b o 19c o 19d.</b>	<b>E.</b>	

**F. Deducciones de Albergue Sobrantes**

<b>21. Anote E (Gastos de Albergue):</b> Anote la cantidad de la línea 20.	\$	
<b>22. Anote 1/2 (la mitad) de D (Ingreso Ajustado):</b> Anote 1/2 de la cantidad en la línea 16.		
<b>23. Gastos de Albergue Sobrantes.</b> Reste la línea 22 de la línea 21. Si la línea 21 es inferior a la línea 22, anote cero (0).	<b>F.</b>	



**G. Ingreso Neto Mensual del SNAP**

<b>24. Anote la D (Ingreso Ajustado):</b> Anote la cantidad de la línea 16.	\$	
<b>25. Anote la F (Deducción en Exceso de Albergue):</b> Anote la cantidad de la línea 23.		
<b>26. Ingreso Mensual Neto de SNAP:</b> Reste la línea 25 de línea 24.	<b>G.</b>	

**H. Prueba del 100% del Ingreso Neto Mensual**

Si el hogar es categóricamente elegible, salte esta prueba y vaya directamente a los Cálculos de Beneficios de SNAP.

<b>27. Anote la cantidad neta Mensual para el tamaño del hogar de la tabla.</b>		<b>Tamaño del Hogar</b>	<b>100% del Ingreso Neto Mensual</b>
<b>28. Compare la cantidad de la línea 26 con la cantidad de la línea 27.</b>  (a) Si la cantidad de la línea 26 es superior a la cantidad de la línea 27, el hogar es inelegible para beneficios de SNAP. <b>Pare aquí, Marque la casilla Inelegible.</b>  (b) Si la cantidad de la línea 26 es inferior o igual a la cantidad de la línea 27, el hogar cumple el 100% de la Prueba de Ingreso Neto mensual. <b>Marque la casilla Elegible y llene la Sección I.</b>	<input type="checkbox"/> <b>Inelegible</b>	1	\$1,005
	<input type="checkbox"/> <b>Elegible</b>	2	\$1,354
		3	\$1,702
		4	\$2,050
		5	\$2,399
		6	\$2,747
		7	\$3,095
		8	\$3,444
		<b>Cada miembro adicional</b>	<b>+ \$349</b>

SAMPLE

**I. Cálculo de Beneficios de SNAP**

<b>29. Concesión:</b> Remítase a las tablas de los formularios <b>W-129F/W-129FF</b> sirviéndose del ingreso de la línea 26 y el tamaño del hogar de la casilla C (Número de Miembros Elegibles) en la <b>página 1</b> de este formulario.	I.	
<b>30. Cantidad Recuperada:</b> Anote la cantidad del recobro, de no haberlo, anote cero (0).		
<b>31. Cantidad Recuperada:</b> Reste la línea 30 de la línea 29.		

Autorizado por: \_\_\_\_\_

Fecha: \_\_\_\_\_



## Supplemental Nutrition Assistance Program (SNAP) Budget Worksheet (CA) – Part 1

Effective October 1, 2017

This form must be used for households that **do not** contain an elderly or disabled person.

Job Center Number: \_\_\_\_\_

	Basic Case Name	Basic Case Type
<b>Other Eligible Payee(s)</b>	<b>Name:</b>	<b>Case Type (Suffix 2):</b>
	<b>Name:</b>	<b>Case Type (Suffix 3):</b>
	<b>Name:</b>	<b>Case Type (Suffix 4):</b>

**A. Income – Enter Semimonthly amounts. Do not round dollar amounts.**

<b>1. Semimonthly Gross Earned Income</b>	\$	
<b>2. Net Semimonthly Income from Boarder/Lodger or Lodger</b>		
<b>3. Add lines 1 and 2</b>		
<b>4. Semimonthly CA Grant</b> (For hotel/emergency shelter cases include maximum shelter allowance for family size instead of actual rent.)		
<b>5. Semimonthly Direct Rent Payment</b>		
<b>6. Semimonthly Gross Unearned Income</b> (Do not enter employment income on this line.)		
<b>7. Add lines 3, 4, 5, and 6</b>		
<b>8. Semimonthly Legally Obligated Child Support Payment paid to person(s) outside the SNAP household</b>		
<b>9. Subtract line 8 from line 7</b>		

**B. Gross Income Test – Use the 200% Gross Income Test for households with out-of-pocket dependent care costs, the 150% Gross Income Test for households with earned income, and the 130% Gross Income Test for all other households. If all members of the household are in receipt of Cash Assistance and the household does not contain any SNAP sanctioned or disqualified members due to an IPV, skip the Gross Income Test, complete Part 2, but skip Section G.**

<b>10. Enter maximum applicable gross income amount for household size from table on page 2</b>	\$	
<p><b>11. Compare amount entered on line 9 with amount entered on line 10.</b></p> <p>a) If the amount entered on line 9 is greater than the amount on line 10, the household does not meet the applicable Gross Income Test and is ineligible for SNAP benefits. <b>Check Ineligible box. Stop here.</b></p> <p>b) If the household <u>does not</u> contain any SNAP sanctioned or disqualified members due to an IPV and the amount entered on line 9 is less than or equal to the amount entered on line 10, the household meets the applicable Gross Income Test and is categorically eligible. <b>Check Eligible box. Complete Part 2, but skip Section G.</b></p> <p>c) If the household <u>contains</u> a SNAP sanctioned or disqualified member due to an IPV and the amount entered on line 9 is less than or equal to the amount entered on line 10, the household meets the 130% Gross Income Test, but is not categorically eligible. <b>Check Eligible box. Complete all of Part 2.</b></p>	<input type="checkbox"/> <b>Ineligible</b>	<input type="checkbox"/> <b>Eligible</b>

**Note:** Households that are not categorically eligible for SNAP benefits are subject to the net income test and the resource test.

**C. Household Composition**

<b>(A) Non-CA Non-SSI 59 Years of Age or Under</b>	<b>(B) Number on CA</b>	<b>(C) Total in Household</b>	<b>(D) Number Disqualified</b>	<b>(E) Number Eligible</b>

<b>Semimonthly Gross Income</b>			
<b>Household Size</b>	<b>130% Gross Income Table</b>	<b>150% Gross Income Table</b>	<b>200% Gross Income Table</b>
<b>1</b>	\$ 653.50	\$ 754.00	\$ 1,005.00
<b>2</b>	\$ 880.00	\$ 1,015.00	\$ 1,353.50
<b>3</b>	\$ 1,106.50	\$ 1,276.50	\$ 1,701.50
<b>4</b>	\$ 1,332.50	\$ 1,537.50	\$ 2,050.00
<b>5</b>	\$ 1,559.00	\$ 1,799.00	\$ 2,398.50
<b>6</b>	\$ 1,785.50	\$ 2,060.00	\$ 2,746.50
<b>7</b>	\$ 2,012.00	\$ 2,321.50	\$ 3,095.00
<b>8</b>	\$ 2,238.50	\$ 2,582.50	\$ 3,443.50
<b>Each additional member</b>	+ \$ 226.50	+ \$ 261.50	+ \$ 348.50

## Supplemental Nutrition Assistance Program (SNAP) Budget Worksheet (CA) – Part 2

Effective October 1, 2017

**A. Income – Enter Semimonthly amounts. Do not round dollar amounts.**

<b>1. Semimonthly Gross Earned Income</b>	<b>\$</b>	
<b>2. Net Semimonthly Income from Boarder/Lodger or Lodger</b>		
<b>3. Add lines 1 and 2</b>		
<b>4. Semimonthly CA Grant</b> (For hotel/emergency shelter cases, include maximum shelter allowance for family size instead of actual rent.)		
<b>5. Semimonthly Direct Rent Payment</b>		
<b>6. Semimonthly Gross Unearned Income</b> (Do not enter employment income on this line.)		
<b>7. Add lines 3, 4, 5, and 6</b>		
<b>8. Semimonthly Legally Obligated Child Support Payment</b>		
<b>9. Subtract line 8 from line 7</b>	<b>A.</b>	

**B. Deductions**

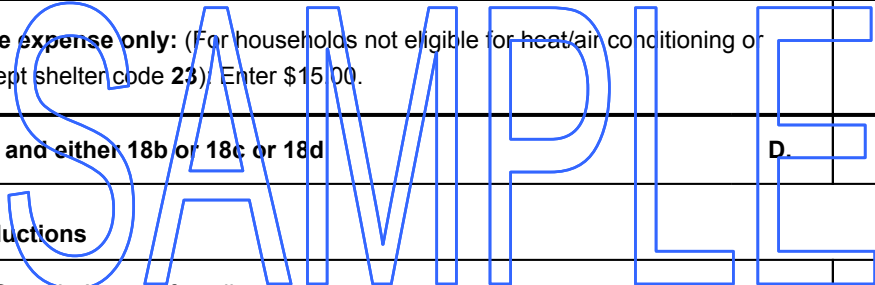
<b>10. 20% of line 3</b>		
<b>11. Standard Deduction– Semimonthly.</b> Select one below		
a) 1–3 person household	\$ 80.00	
b) 4-person household	\$ 85.00	
c) 5-person household	\$ 99.50	
d) 6+ person household	\$ 114.00	
<b>12. Semimonthly Child/Dependent Care Costs</b> (use actual expense) If the household has out-of-pocket dependent care costs do not use the 130% Gross Income Table. Use the 200% Gross Income Table.		
<b>13. Semimonthly Automated Recoupment:</b> Enter Semimonthly recoupment for duplicate check fraud or offense codes <b>01–32</b> and <b>99</b> only. For all other automated recoupments, make no entry.		
<b>13a. Semimonthly Homeless Shelter Deduction (\$71.50) or actual expense, whichever is greater</b> <b>Note:</b> Homeless households (shelter code 23) that qualify for a heating/cooling SUA due to receipt of HEAP payments greater than \$20 in the last 12 months, cannot also receive the homeless shelter deduction.		
<b>14. Add lines 10, 11, 12, 13, and 13a</b>	<b>B.</b>	

**C. Adjusted Income**

<b>15. Subtract B from A:</b> Line 14 from line 9.	<b>C.</b>	<b>\$</b>
--	-----------	-----------

**D. Shelter Costs**

<b>16. Semimonthly Actual Rent or Mortgage Billed to Household</b> (For hotel/emergency shelter cases): Enter maximum shelter allowance for family size.	\$	
<b>17. Other Semimonthly Expenses</b> (Real estate taxes, insurance, installation of utilities, etc.)		
<b>18. Semimonthly Utility Allowance:</b> Select the correct utility allowance (a, b, c, or d) and enter the amount on the appropriate line.  <b>a) Enter zero (0) for shelter code 23 if household has not received HEAP payments greater than \$20 in the last 12 months.</b>		
<b>b) With heating or air conditioning expense or receipt of HEAP payments greater than \$20 in the last 12 months:</b> Enter the semimonthly standard combined heat, utility and telephone allowance of \$395.50.		
<b>c) With utility expenses only:</b> (for households not eligible for heating or air conditioning SUA): Enter the semimonthly combined utility and telephone allowance of \$156.50.		
<b>d) With telephone expense only:</b> (For households not eligible for heat/air conditioning or utility SUA except shelter code 23) Enter \$15.00.		
<b>19. Add lines 16, 17, and either 18b or 18c or 18d</b>	D.	



**E. Excess Shelter Deductions**

<b>20. Enter D (Shelter Costs):</b> Amount from line 19.	\$	
<b>21. Enter 1/2 (one half) of C (Adjusted Income):</b> 1/2 of amount on line 15.		
<b>22. Excess Shelter Costs:</b> Subtract line 21 from line 20. If line 20 is less than line 21, enter zero (0).		
<b>23. Maximum Semimonthly Shelter Deduction Allowed</b>	\$267	50
<b>24. Enter amount from line 22 or 23, whichever is less.</b>	E.	

**F. Semimonthly SNAP Net Income**

<b>25. Enter C (Adjusted Income):</b> Enter the amount on line 15.	\$	
<b>26. Enter E (Excess Shelter Deductions):</b> Amount on line 24.		
<b>27. Semimonthly SNAP Net Income:</b> Subtract line 26 from line 25.	F.	

**G.100% Semimonthly Net Income Test**

If household is categorically eligible, skip this test and go directly to SNAP Benefit Calculation.

<p><b>28. Enter Semimonthly net income amount for household size from table.</b></p>		<b>Household Size</b>	<b>100% Semimonthly Net Income</b>
<p><b>29. Compare amount entered on line 27 with the amount entered on line 28.</b></p> <p>a) If the amount entered on line 27 is greater than the amount on line 28, the household is ineligible for SNAP benefits. <b>Check Ineligible.</b></p> <p style="text-align: right;"><input type="checkbox"/> <b>Ineligible</b></p> <p>b) If the amount entered on line 27 is less than or equal to the amount entered on line 28, the household meets the 100% Semimonthly Net Income Test. <b>Check Eligible box and complete Section H.</b></p> <p style="text-align: right;"><input type="checkbox"/> <b>Eligible</b></p>		1	\$502.50
		2	\$677.00
		3	\$851.00
		4	\$1,025.00
		5	\$1,199.50
		6	\$1,373.50
		7	\$1,547.50
		8	\$1,722.00
		<b>Each additional member</b>	<b>+ \$174.50</b>

**H. SNAP Benefit Calculation**

<b>30. Monthly SNAP Net Income:</b> Multiply amount on line 27 by 2.	<b>H.</b>	<b>\$</b>	
<b>31. Allotment:</b> Refer to tables on forms <del>W-129F/W-129FF</del> using income from line 30 and household size from Part 1, box E (Number Eligible) on page 2 of this form.			
<b>32. Recoupment Amount:</b> Enter the recoupment amount, if none, enter zero (0).			
<b>33. Allotment after Recoupment:</b> Subtract line 32 from line 31.			

Authorized by \_\_\_\_\_

Date \_\_\_\_\_

## Cálculo de Presupuesto (CA) del Programa de Asistencia de Nutrición Suplementaria (SNAP) – Parte 1

En vigor el 1º de octubre de 2017

Este formulario lo deben usar los hogares que **no** consten de una persona anciana o discapacitada.

Número del Centro de Trabajo: \_\_\_\_\_

	Nombre del Caso Básico	Tipo del Caso Básico
<b>Otro(s) Beneficiario(s) Elegible(s)</b>	<b>Nombre:</b>	<b>Tipo de Caso (Sufijo 2):</b>
	<b>Nombre:</b>	<b>Tipo de Caso (Sufijo 3):</b>
	<b>Nombre:</b>	<b>Tipo de Caso (Sufijo 4):</b>

**A. Ingreso – Anote las cantidades quincenales. No redondee las cantidades de dólares.**

1. Ingreso Salarial Bruto Quincenal	\$	
2. Ingreso Neto Quincenal de Huésped/Inquilino o Inquilino		
3. Sume las líneas 1 y 2		
4. Asignación Quincenal de Asistencia en Efectivo (Para los casos de refugio de hotel/emergencia, incluya la asignación máxima de refugio para el tamaño de la familia en vez del alquiler efectivo.)		
5. Pago Directo Quincenal de Alquiler		
6. Ingreso No Salarial Bruto Quincenal (No anote el ingreso de empleo en esta línea.)		
7. Sume las líneas 3, 4, 5, y 6		
8. Pago Quincenal de Mantenimiento de Niños Obligado por la Ley a la(s) persona(s) fuera del hogar de SNAP		
9. Reste la línea 8 de la línea 7		

**B. Prueba de Ingreso Bruto – Use la Prueba de Ingreso Bruto del 200% para los hogares con gastos de menudeo para cuidado de dependientes, la Prueba de Ingreso Bruto del 150% para los hogares con ingreso salarial, y para todos los otros hogares la Prueba de Ingreso Bruto del 130%. Si todos los miembros del hogar reciben Asistencia en Efectivo y el hogar no consta de miembros sancionados de SNAP o descalificados por una IPV, salte la Prueba de Ingreso Bruto, llene la Parte 2, pero salte la Sección G.**

10. Anote la cantidad máxima correspondiente del ingreso bruto para el tamaño de la familia según la tabla de la página 2.	\$	
11. Compare la cantidad anotada en la línea 9 con la cantidad en la línea 10. <ul style="list-style-type: none"> <li>a) Si la cantidad anotada en la línea 9 es superior a la cantidad en la línea 10, el hogar no cumple la prueba correspondiente del Ingreso Bruto y no es elegible para beneficios de SNAP. <b>Marque la casilla de inelegible. Párese aquí.</b></li> <li>b) Si el hogar <u>no consta</u> deningún miembro sancionado o descalificado de SNAP debido a una IPV, y la cantidad anotada en la línea 9 equivale o es inferior a la cantidad anotada en la línea 10, el hogar cumple la prueba correspondiente del Ingreso Bruto y es categóricamente elegible. <b>Marque la casilla elegible. Llene la Parte 2, pero salte la Sección G.</b></li> <li>c) Si el hogar <u>consta de</u> un miembro sancionado o descalificado de SNAP debido a un IPV y la cantidad anotada en la línea 9 equivale o es inferior a la cantidad anotada en la línea 10, el hogar cumple la prueba del 130% del Ingreso Bruto, pero no es elegible categóricamente. <b>Marque la casilla elegible. Llene toda la Parte 2.</b></li> </ul>	<input type="checkbox"/> <b>Inelegible</b>	<input type="checkbox"/> <b>Elegible</b>

**Nota:** Los hogares que no son categóricamente elegibles para los beneficios de SNAP están sujetos a la prueba de ingreso neto y la prueba de recursos.

**C. Miembros del Hogar:**

(A) No CA/No SSI 59 Años de edad o Menos	(B) Número de Personas receptores de CA	(C) Total de Miembros del Hogar	(D) Número de Personas Descalificadas	(E) Número de Personas Elegibles

Ingreso Bruto Quincenal			
Tamaño de la Familia	Tabla del 130% del Ingreso Bruto	Tabla del 150% del Ingreso Bruto	Tabla del 200% del Ingreso Bruto
1	\$ 653.50	\$ 754.00	\$ 1,005.00
2	\$ 880.00	\$ 1,015.00	\$ 1,353.50
3	\$ 1,106.50	\$ 1,276.50	\$ 1,701.50
4	\$ 1,332.50	\$ 1,537.50	\$ 2,050.00
5	\$ 1,559.00	\$ 1,799.00	\$ 2,398.50
6	\$ 1,785.50	\$ 2,060.00	\$ 2,746.50
7	\$ 2,012.00	\$ 2,321.50	\$ 3,095.00
8	\$ 2,238.50	\$ 2,582.50	\$ 3,443.50
<b>Cada miembro adicional</b>	+ \$ 226.50	+ \$ 261.50	+ \$ 348.50



## Cálculo de Presupuesto del Programa de Asistencia de Nutrición Suplementaria (SNAP) (CA) – Parte 2

En vigor el 1º de octubre de 2017

**A. Ingreso – Anote las cantidades Quincenales. No redondee las cantidades de dólares.**

1. Ingreso Salarial Bruto Quincenal	\$		
2. Ingreso Neto Quincenal de Huésped/Inquilino o solo inquilino			
3. Sume las líneas 1 y 2			
4. Asignación Quincenal de CA (Para los casos de refugio de hotel/emergencia, incluya la asignación máxima de refugio para el tamaño de la familia en vez del alquiler efectivo.)			
5. Pago Directo del Alquiler Quincenal			
6. Ingreso No Salarial Bruto Quincenal (No anote el ingreso de empleo en esta línea.)			
7. Sume las líneas 3, 4, 5, y 6			
8. Pago Quincenal de Manutención de Niños Obligado por la Ley			
9. Reste la línea 8 de la línea 7	A.		

**B. Deducciones**

10. El 20% de la línea 3			
11. Deducción Normal – Quincenalmente: Seleccione una de las siguientes opciones. a) Hogar de 1–3 personas \$80.00 b) Hogar de 4 personas \$85.00 c) Hogar de 5 personas \$99.50 d) Hogar de 6 o más personas \$114.00			
12. Gastos quincenales de Cuidado Infantil/Cuidado de Dependientes (Use el gasto efectivo.) Si el hogar costea gastos de menudeo para cuidado de dependientes, no se remita a la Tabla del 130% del Ingreso Bruto. Remítase a la Tabla del 200% del Ingreso Bruto.			
13. Recuperación Automatizada Quincenal: Anote la recuperación quincenal por fraude de cheques duplicados o códigos de ofensa <b>01–32</b> y <b>99</b> solamente. Para todas las otras recuperaciones automatizadas, no ingrese datos.			
13a. Deducción Quincenal de Refugio para Personas sin Hogar (\$71.50) o gasto efectivo, lo que sea superior. Nota: Las familias sin hogar (código de albergue 23) que cualifican para una SUA de calefacción/climatización por recibir pagos de HEAP superiores a \$20 en los últimos 12 meses, no pueden recibir además la deducción de refugio para personas sin hogar.			
14. Sume las líneas 10, 11, 12, 13, y 13a	B.		

**C. Ingreso Ajustado**

15. Reste B de A: Línea 14 de la línea 9.	C.	\$	
---	----	----	--

**D. Gastos de Albergue**

<p><b>16. Alquiler efectivo quincenal o hipoteca facturada al hogar</b> (Para los casos de refugio de hotel/emergencia): Anote la asignación máxima para el número de integrantes de la familia.</p>	\$	
<p><b>17. Otros Gastos Quincenales</b> (Impuestos de bienes inmuebles, seguro, instalación de servicios públicos, etc.)</p>		
<p><b>18. Asignación Quincenal de Servicios Públicos:</b> Seleccione la asignación correcta de servicios públicos (a, b, c, o d) y anote la cantidad en la línea correspondiente.</p> <p><b>a) Anote cero (0) para el código de refugio 23 si el hogar no ha percibido pagos de HEAP superiores a \$20 en los últimos 12 meses.</b></p>		
<p><b>b) Para gastos de calefacción o climatización o recibo de pagos de HEAP superiores a \$20 durante los últimos 12 meses:</b> Anote la asignación de \$395.50 normal quincenal conjunta para calefacción, servicios públicos y teléfono.</p>		
<p><b>c) Para gastos de servicios públicos exclusivamente:</b> (para los hogares no elegibles para la SUA de calefacción o aire acondicionado): Anote la asignación de \$156.50 quincenal combinada para servicios públicos y teléfono.</p>		
<p><b>d) Para gastos de teléfono exclusivamente:</b> Para aquellos hogares ineligibles para la SUA de calefacción/aire acondicionado o servicios públicos salvo el código de refugio 23): Anote \$15.00.</p>		
<p><b>19. Sume las líneas 16, 17, y 18b o 18c o 18d</b> <span style="float: right;"><b>D.</b></span></p>		

**E. Deduciones Sobrantes de Refugio**

<p><b>20. Anote D (Costos de Albergue):</b> La cantidad de la línea 19.</p>	\$	
<p><b>21. Anote la 1/2 (la mitad) de C (Ingreso Ajustado):</b> La mitad de la cantidad de la línea 15.</p>		
<p><b>22. Costos Sobrantes de Refugio:</b> Reste la línea 21 de la línea 20. Si la línea 20 es inferior a la línea 21, anote cero (0).</p>		
<p><b>23. Máxima deducción quincenal de refugio permitida.</b></p>	\$267	50
<p><b>24. Anote la cantidad de la línea 22 o 23, la que sea inferior.</b> <span style="float: right;"><b>E.</b></span></p>		

**F. Ingreso Neto Quincenal de SNAP**

<p><b>25. Anote C (Ingreso Ajustado):</b> Anote la cantidad de la línea 15.</p>	\$	
<p><b>26. Anote E (Deducciones Sobrantes de Refugio):</b> Cantidad en la línea 24.</p>		
<p><b>27. Ingreso Neto Quincenal de SNAP:</b> Reste la línea 26 de la línea 25. <span style="float: right;"><b>F.</b></span></p>		

**G. Prueba del Ingreso Neto Quincenal del 100%**

Si el hogar reúne los requisitos categóricamente, salte esta prueba y remítase directamente al Cálculo de Beneficio de SNAP.

<b>28. Anote el ingreso neto quincenal para el tamaño del hogar de la tabla.</b>	
<p><b>29. Compare la cantidad anotada en la línea 27 con la cantidad en la línea 28.</b></p> <p>(a) Si la cantidad anotada en la línea 27 es superior a la cantidad en la línea 28, el hogar no reúne los requisitos para beneficios de SNAP. <b>Marque la casilla Inelegible.</b></p> <p style="text-align: center;"><input type="checkbox"/></p> <p style="text-align: center;"><b>Inelegible</b></p> <p>(b) Si la cantidad anotada en la línea 27 equivale o es inferior a la cantidad en la línea 28, el hogar cumple la Prueba del 100% del Ingreso Neto Quincenal. <b>Marque la casilla Elegible y llene la sección H.</b></p> <p style="text-align: center;"><input type="checkbox"/></p> <p style="text-align: center;"><b>Elegible</b></p>	

Tamaño del Hogar	100% del Ingreso Neto Quincenal
1	\$502.50
2	\$677.00
3	\$851.00
4	\$1,025.00
5	\$1,199.50
6	\$1,373.50
7	\$1,547.50
8	\$1,722.00
<b>Cada miembro adicional</b>	<b>+ \$174.50</b>

**H. Cálculo de Beneficios de SNAP**

<b>30. Ingreso Neto Mensual de SNAP:</b> Multiplique la cantidad de la línea 27 por 2	<b>H.</b>	<b>\$</b>	
<b>31. Asignación:</b> Remítase a las tablas de los formularios <b>W-129F/W-129FF</b> y utilice el ingreso de la línea 30 y el número de miembros del hogar de la Parte 1, casilla E (Número elegible) en la <b>página 2</b> de este formulario.			
<b>32. Cantidad de Recuperación:</b> Anote la cantidad recuperada. De no haberla, anote cero (0).			
<b>33. Asignación tras la Recuperación:</b> Reste la línea 32 de la línea 31.			

Autorizado por \_\_\_\_\_

Fecha \_\_\_\_\_

## Supplemental Nutrition Assistance Program (SNAP) Budget Worksheet (CA – SSI/Aged/Disabled)\*

Effective October 1, 2017

\*The household must contain at least one SSI/aged (60 years of age or older) or disabled member to use this form.

Job Center Number:	Case Name:	Case Cat./No.:
Other Eligible Payee(s):	Name:	Category (Suff. 2):

**Household Composition:**

(A) Non-CA Non-SSI Vet./SS	(B) Non-CA Non-SSI 59 Years of Age or Under	(C) Non-CA Non-SSI 60 Years of Age or Older	(D) Number on SSI	(E) Number on CA	(F) Total in Household	(G) Number Disqualified	(H) Number Eligible

**A. Income – Enter Semimonthly amounts. Do not round dollar amounts.**

1. Semimonthly Gross Earned Income	\$	
2. Net Semimonthly Income from Boarder/Lodger or Lodger		
3. Add lines 1 and 2		
4. Semimonthly CA Grant: For hotel/emergency shelter cases, include maximum shelter allowance for family size instead of actual rent.		
5. Semimonthly Direct Rent Payment		
6. Semimonthly Gross Unearned Income: Do not enter employment income on this line.		
7. Add lines 3, 4, 5, and 6		
8. Semimonthly legally obligated child support payment to person(s) outside the SNAP household.		
9. Subtract line 8 from line 7	<b>A.</b>	

If all household members are in receipt of CA or SSI, skip Sections B and H.

If household contains a SNAP sanctioned or disqualified member due to an IPV, skip Section B.

**B. 200% Gross Income Test**

10. Enter maximum gross income amount for household size from table.	<b>200% Gross Income Table</b>	
11. Compare amount entered on line 9 with the amount entered on line 10.  a) If the amount entered on line 9 is greater than the amount on line 10, the household does not meet the 200% Gross Income Limitation. The household is not categorically eligible and must meet the 100% net SNAP income test in order to be eligible for SNAP benefits. <b>Complete the rest of the form.</b>  b) If the amount entered on line 9 is less than or equal to the amount entered on line 10, the household meets the 200% Gross Income Limitation and is categorically eligible for SNAP benefits. <b>Skip Section H and complete the rest of this form.</b>	<b>Household Size</b>	<b>Semimonthly Gross Income</b>
	1	\$1,005.00
	2	\$1,353.50
	3	\$1,701.50
	4	\$2,050.00
	5	\$2,398.50
	6	\$2,746.50
	7	\$3,095.00
	8	\$3,443.50
	<b>Each additional member</b>	<b>+348.50</b>

**Note:** Households that are not categorically eligible for SNAP benefits are subject to the resource test.

**C. Deductions**

<b>12. 20% of line 3</b>		
<b>13. Standard Deduction – Semimonthly:</b> Select one. <ul style="list-style-type: none"> <li>a) 1–3 person household      \$ 80.00</li> <li>b) 4-person household        \$ 85.00</li> <li>c) 5-person household        \$ 99.50</li> <li>d) 6+ person household      \$ 114.00</li> </ul>		
<b>14. Semimonthly Child/Dependent Care Costs</b> (use actual expense)		
<b>15. Semimonthly Automated Recoupment:</b> Enter semimonthly recoupment for duplicate check fraud or offense codes <b>01–32</b> and <b>99</b> only. For all other automated recoupments, make no entry.		
<b>16. Semimonthly Medical Expenses:</b> Subtract \$17.50 from the gross semimonthly medical expense amount and enter the balance. If less than zero (0), enter "0".		
<b>16a. Semimonthly Homeless Shelter Deduction (\$71.50) or actual expense, whichever is greater</b> <b>Note:</b> Homeless households (shelter code 23) that qualify for a heating/cooling SUA due to receipt of HEAP payments greater than \$20 in the last 12 months, cannot also receive the homeless shelter deduction.		
<b>17. Add lines 12, 13, 14, 15, 16, and 16a</b> <span style="float: right;"><b>C.</b></span>		

**D. Adjusted Income**

<b>18. Subtract C from A:</b> Line 17 from line 9 <span style="float: right;"><b>D.</b></span>	\$	
--	----	--

**E. Shelter Costs**

<b>19. Semimonthly Actual Rent or Mortgage Billed to Household:</b> For hotel/emergency shelter cases, enter the maximum shelter allowance for the family size.	\$	
<b>20. Other Semimonthly Shelter Expenses</b> (Real estate taxes, insurance, installation of utilities, etc.)		
<b>21. Semimonthly Utility Allowance:</b> Select the correct utility allowance (a, b, c, or d) and enter the amount on the appropriate line. <ul style="list-style-type: none"> <li>a) <b>Enter zero (0) for shelter code 23 if household has not received HEAP payments greater than \$20 in the last 12 months.</b></li> <li>b) <b>With heating or air conditioning expense or receipt of HEAP payments greater than \$20 in the last 12 months:</b> Enter the semimonthly standard combined heat, utility and telephone allowance of \$395.50.</li> <li>c) <b>With utility expenses only</b> (for households not eligible for heating or air conditioning SUA): Enter the semimonthly combined utility and telephone standard of \$156.50.</li> <li>d) <b>With telephone expense only</b> (for households not eligible for heat/air conditioning or utility SUA except shelter code 23): Enter \$15.00.</li> </ul>		
<b>22. Add lines 19, 20, and either 21b or 21c or 21d</b> <span style="float: right;"><b>E.</b></span>		

**F. Excess Shelter Deductions**

<b>23. Enter D (Shelter Costs):</b> Enter the amount on line 22.	\$	
<b>24. Enter 1/2 (one half) of D (Adjusted Income):</b> Enter 1/2 of amount on line 18.		
<b>25. Excess Shelter Costs:</b> Subtract line 24 from line 23. If line 23 is less than line 24, enter zero (0). <b>F.</b>		

**G. Semimonthly SNAP Net Income**

<b>26. Enter D (Adjusted Income):</b> Enter the amount on line 18.	\$	
<b>27. Enter F (Excess Shelter Deductions):</b> Enter the amount on line 25.		
<b>28. Semimonthly SNAP Net Income:</b> Subtract line 27 from line 26. <b>G.</b>		

**H. 100% Semimonthly Net Income Test**

If household is categorically eligible, skip this test and go directly to SNAP Benefit Calculation.

<b>29. Enter Semimonthly net income amount for household size from table.</b>																					
<p><b>30. Compare amount entered on line 28 with the amount entered on line 29.</b></p> <p>a) If the amount entered on line 28 is greater than the amount on line 29, the household is ineligible for SNAP benefits. <b>Stop here. Check Ineligible box.</b> <input type="checkbox"/></p> <p>b) If the amount entered on line 28 is less than or equal to the amount entered on line 29, the household meets the 100% Semimonthly Net Income Test. <b>Check Eligible box and complete Section I.</b> <input type="checkbox"/></p>	<table border="1"> <thead> <tr> <th>Household Size</th> <th>100% Semimonthly Net Income</th> </tr> </thead> <tbody> <tr><td>1</td><td>\$502.50</td></tr> <tr><td>2</td><td>\$677.00</td></tr> <tr><td>3</td><td>\$851.00</td></tr> <tr><td>4</td><td>\$1,025.00</td></tr> <tr><td>5</td><td>\$1,199.50</td></tr> <tr><td>6</td><td>\$1,373.50</td></tr> <tr><td>7</td><td>\$1,547.50</td></tr> <tr><td>8</td><td>\$1,722.00</td></tr> <tr><td>Each additional member</td><td>+\$174.50</td></tr> </tbody> </table>	Household Size	100% Semimonthly Net Income	1	\$502.50	2	\$677.00	3	\$851.00	4	\$1,025.00	5	\$1,199.50	6	\$1,373.50	7	\$1,547.50	8	\$1,722.00	Each additional member	+\$174.50
Household Size	100% Semimonthly Net Income																				
1	\$502.50																				
2	\$677.00																				
3	\$851.00																				
4	\$1,025.00																				
5	\$1,199.50																				
6	\$1,373.50																				
7	\$1,547.50																				
8	\$1,722.00																				
Each additional member	+\$174.50																				

**I. SNAP Benefit Calculation**

<b>31. Monthly SNAP Net Income:</b> Multiply the amount on line 28 by 2. <b>I.</b>		
<b>32. Allotment:</b> Refer to tables on forms <b>W-129F/W-129FF</b> using income from line 31 and household size from box H (Number Eligible) on <b>page 1</b> of this form.		
<b>33. Recoupment Amount:</b> Enter the recoupment amount, if none, enter zero (0).		
<b>34. Allotment after Recoupment:</b> Subtract line 33 from line 32.		

Authorized by \_\_\_\_\_

Date \_\_\_\_\_

## Hoja de Cálculo de Presupuesto del Programa de Asistencia de Nutrición Suplementaria (SNAP) (CA – SSI/Ancianos/Discapacitados)\*

En vigor el 1º de octubre de 2017

\*Para usar este formulario, el hogar debe constar de por lo menos un miembro en SSI/anciano (60 años de edad o más) o discapacitado.

Núm. del Centro de Trabajo:	Nombre del Caso:	Categoría del Caso/Núm.:
Otra(s) Persona(s) con Derecho a Pagos:	Nombre:	Categoría (Sufijo 2):

**Composición del Domicilio:**

(A) Sin CA Sin SSI Vet./SS	(B) Sin CA Sin SSI 59 Años de Edad o Menos	(C) Sin CA Sin SSI 60 Años de Edad o Mayor	(D) Número de Personas en SSI	(E) Número de Personas en CA	(F) Número Total de Personas en el Hogar	(G) Número de Personas Inelegibles	(H) Número de Personas Elegibles

**A. Ingreso – Anote las Cantidades Quincenales. No redondee las cantidades de dólares.**

1. Ingreso Salarial Bruto Quincenal	\$	
2. Ingreso Neto Quincenal de Huésped/Inquilino o Inquilino		
3. Sume las líneas 1 y 2		
4. Concesión Quincenal de CA: Para casos de hotel/albergue de emergencia, incluya la asignación máxima de albergue para el tamaño de la familia en vez del alquiler que se paga actualmente.		
5. Pago de Alquiler Directo Quincenal		
6. Ingreso No Salarial Bruto Quincenal: No anote su ingreso de empleo aquí.		
7. Sume las líneas 3, 4, 5, y 6		
8. Pago quincenal de manutención de niños obligado por la ley a persona(s) fuera del hogar de SNAP.		
9. Reste la línea 8 de la línea 7	<b>A.</b>	

Si todos los miembros del hogar reciben CA o SSI, salte las Secciones B y H.  
Si el hogar consta de un miembro sancionado o descalificado de SNAP debido a un IPV, salte la Sección B.

**B. Prueba del 200% del Ingreso Bruto**

10. Anote la cantidad máxima de ingreso bruto que aparece en la tabla correspondiente al tamaño de hogar.	<b>Tabla del 200% Ingreso Bruto</b>	
11. Compare la cantidad anotada en la línea 9 con la cantidad anotada en la línea 10.  a) Si la cantidad en la línea 9 es superior a la cantidad en la línea 10, el hogar no cumple el 200% del Límite de Ingreso Bruto. El hogar no es categóricamente elegible y tiene que cumplir la Prueba del 100% del Ingreso Neto de SNAP para ser elegible para beneficios de SNAP. <b>Llene el resto del formulario.</b>  b) Si la cantidad en la línea 9 es inferior o igual a la cantidad en la línea 10, el hogar cumple el 200% del Límite de Ingreso Bruto y es categóricamente elegible para beneficios de SNAP. <b>Salte la Sección H y llene el resto de este formulario.</b>	<b>Tamaño del Hogar</b>	<b>Ingreso Bruto</b>
	<b>1</b>	\$1,005.00
	<b>2</b>	\$1,353.50
	<b>3</b>	\$1,701.50
	<b>4</b>	\$2,050.00
	<b>5</b>	\$2,398.50
	<b>6</b>	\$2,746.50
	<b>7</b>	\$3,095.00
	<b>8</b>	\$3,443.50
	<b>Cada miembro adicional</b>	<b>\$348.50</b>

**Nota:** Los hogares que no son categóricamente elegibles para los beneficios de SNAP están sujetos a la prueba de recursos.

**C. Deducciones**

<b>12. 20% de la línea 3</b>		
<b>13. Deducción Fija – Quincenal:</b> Seleccione una opción.		
a) Hogar de 1 – 3 personas \$80.00		
b) Hogar de 4 personas \$85.00		
c) Hogar de 5 personas \$99.50		
d) Hogar de 6 o más personas \$114.00		
<b>14. Gastos Quincenales de Cuidado Infantil/de Dependientes</b> (anote el gasto real)		
<b>15. Recuperación Quincenal Automática:</b> Anote sólo la recuperación quincenal por fraude de cheques duplicados o códigos de ofensa <b>01–32</b> y <b>99</b> . Para toda otra recuperación automática no anote nada.		
<b>16. Gastos Médicos Quincenales:</b> Reste \$17.50 de la cantidad bruta de gastos médicos quincenales y anote el balance. Si menos de cero (0), anote "0".		
<b>16a. Deducción Quincenal de Albergue para Desamparados (\$71.50) o el gasto real, el que sea mayor</b> <b>Nota:</b> Las familias sin hogar (código de albergue 23) que cualifican para una SUA de calefacción/acondicionamiento a raíz de recibir pagos de HEAP mayores de \$20 en los últimos 12 meses, no pueden recibir además la deducción de refugio para personas sin hogar.		
<b>17. Sume las líneas 12, 13, 14, 15, 16, y 16a</b>	<b>C.</b>	

**D. Ingreso Ajustado**

<b>18. Reste C de A:</b> Línea 17 de la línea 9.	<b>D.</b>	\$	
--	-----------	----	--

**E. Gastos de Albergue**

<b>19. Alquiler Real o Hipoteca Quincenal Facturados al Hogar:</b> Para casos de hotel/albergue de emergencia, anote la máxima asignación de albergue permitida para el tamaño de la familia.	\$	
<b>20. Otros Gastos Quincenales de Albergue</b> (Impuestos inmobiliarios, seguros, instalación de servicios públicos, etc.)		
<b>21. Asignación Quincenal de Servicios Públicos:</b> Seleccione la asignación correcta para servicios públicos (a, b, c, o d) y anote la cantidad correcta en la línea que corresponda.		
a) <b>Anote cero (0) para código de albergue 23 si el hogar no ha recibido pagos de HEAP mayores de \$20 en los últimos 12 meses.</b>		
b) <b>Con gastos de calefacción o aire acondicionado o recibo de pagos HEAP superiores a \$20 durante los últimos 12 meses:</b> Anote la asignación quincenal normal combinada de calefacción, servicios públicos y teléfono de \$395.50.		
c) <b>Sólo con gastos de servicios públicos:</b> (para los hogares no elegibles para calefacción o aire acondicionado SUA): Anote la asignación quincenal combinada de servicios públicos y teléfono de \$156.50.		
d) <b>Sólo con gastos de teléfono</b> (para los hogares no elegibles para calefacción/aire acondicionado o SUA de servicios públicos excepto el código de albergue <b>23</b> ): Anote \$15.00.		
<b>22. Sume las líneas 19, 20, y 21b o 21c o 21d</b>	<b>E.</b>	



**F. Deduciones de Albergue en Exceso**

<b>23. Anote D (Costos de Albergue):</b> Cantidad de la línea 22.	\$	
<b>24. Anote 1/2 (la mitad) de D (Ingreso Ajustado):</b> Anote 1/2 de la cantidad en la línea 18.		
<b>25. Gastos de Albergue en Exceso:</b> Reste la línea 24 de la línea 23. Si la cantidad de la línea 23 es menor que la de la línea 24, anote cero (0).	<b>F.</b>	

**G. Ingreso Neto Quincenal del SNAP**

<b>26. Anote D (Ingreso Ajustado):</b> Anote la cantidad en la línea 18.	\$	
<b>27. Anote F (Deducción de Albergue en Exceso):</b> Anote la cantidad en la línea 25.		
<b>28. Ingreso Neto Quincenal de SNAP:</b> Reste la línea 27 de la línea 26.	<b>G.</b>	

**H. Prueba del 100% del Ingreso Neto Quincenal**

Si el hogar es categóricamente elegible, salte esta prueba y vaya directamente a los Cálculos de Beneficios del SNAP

<b>29. Anote la cantidad del Ingreso Neto Quincenal que aparece en la tabla, para el tamaño del hogar.</b>		<b>Tamaño del Hogar</b>	<b>100% del Ingreso Neto Quincenal</b>
<b>30. Compare la cantidad de la línea 28 con la cantidad anotada en la línea 29.</b>  a) Si la cantidad de la línea 28 es superior a la cantidad de la línea 29, el hogar es inelegible para beneficios de SNAP. <b>Pare aquí, Marque la casilla Inelegible</b>  b) Si la cantidad de la línea 28 es inferior o igual a la cantidad de la línea 29, el hogar cumple el 100% de la Prueba de Ingreso Neto mensual. <b>Marque la casilla Elegible y llene la Sección I.</b>	<input type="checkbox"/> <b>Inelegible</b>	1	\$502.50
	<input type="checkbox"/> <b>Elegible</b>	2	\$677.00
	<input type="checkbox"/> <b>Inelegible</b>	3	\$851.00
	<input type="checkbox"/> <b>Elegible</b>	4	\$1,025.00
	<input type="checkbox"/> <b>Inelegible</b>	5	\$1,199.50
	<input type="checkbox"/> <b>Elegible</b>	6	\$1,373.50
	<input type="checkbox"/> <b>Inelegible</b>	7	\$1,547.50
	<input type="checkbox"/> <b>Elegible</b>	8	\$1,722.00
	<input type="checkbox"/> <b>Inelegible</b>	<b>Cada miembro adicional</b>	<b>+\$174.50</b>

**I. Cálculo de Beneficios del SNAP**

<b>31. Ingreso Neto Mensual de SNAP:</b> Multiplique la Cantidad de la línea 28 por 2.	<b>I.</b>	
<b>32. Porción:</b> Remítase a las tablas que se encuentran en los Formularios <b>W-129F/W-129FF</b> usando el ingreso de la línea 31 y el tamaño del hogar de la casilla H (Número de Personas Elegibles) en la <b>página 1</b> de este formulario.		
<b>33. Cantidad Recuperada:</b> Anote la cantidad recuperada. De no haberla, anote cero (0).		
<b>34. Porción restante después de la cantidad Recuperada:</b> Reste la línea 33 de la línea 32.		

Autorizado por \_\_\_\_\_

Fecha \_\_\_\_\_

**Schedule of  
Supplemental Nutrition Assistance Program  
(SNAP) Issuance  
Effective October 1, 2017**

**(Households of One to Ten Persons)**

## How to Determine Monthly Supplemental Nutrition Assistance Program (SNAP) Allotment

To manually determine a household's monthly SNAP allotment:

Calculate the household's net monthly income using the Monthly Supplemental Nutrition Assistance Program (SNAP) Budget Worksheet (NCA) (**W-122A**), Monthly Supplemental Nutrition Assistance Program (SNAP) Budget Worksheet (NCA – SSI/Aged/ Disabled) (**W-122AA**), Supplemental Nutrition Assistance Program (SNAP) Budget Worksheet (CA) (**W-122D**), or the Supplemental Nutrition Assistance Program (SNAP) Budget Worksheet (CA – SSI/Aged/Disabled) (**W-122DD**), as appropriate.

Next, find the SNAP allotment by reading the **W-129F** (for households of **one** to **ten** persons) or the **W-129FF** (for households of **eleven** to **twenty** persons) down for the appropriate income and across for the appropriate household size.

Households of **one** and **two** persons who are eligible for SNAP will be eligible for benefits of at least \$15.

To calculate the SNAP allotment manually for household sizes of **21** persons and larger:

- Add \$144 for each additional household member over **20** persons to the maximum allotment for a household of **20** persons to get the maximum allotment for the household size;
- Multiply the household's net monthly income by 30 percent and round the amount up to the next whole dollar if it ends in cents;
- Subtract the amount (30 percent of the net monthly income) from the maximum allotment for the household size;
- If the calculation results in \$1, \$3, or \$5, round up the amount to \$2, \$4, or \$6, respectively.

Basis of Issuance  
 October 1, 2017  
 Allotments by Household Size  
 Number of Persons in Household  
 Reduction Amt: 30%

Monthly Net Income	----- Coupon / EBT Allotments by Household Size -----									
	Number of Persons in the Household									
	1 Person	2 Persons	3 Persons	4 Persons	5 Persons	6 Persons	7 Persons	8 Persons	9 Persons	10 Persons
0.00 - 0.03	192	352	504	640	760	913	1009	1153	1297	1441
0.04 - 3.36	191	351	503	639	759	912	1008	1152	1296	1440
3.37 - 6.69	190	350	502	638	758	911	1007	1151	1295	1439
6.70 - 10.03	189	349	501	637	757	910	1006	1150	1294	1438
10.04 - 13.36	188	348	500	636	756	909	1005	1149	1293	1437
13.37 - 16.69	187	347	499	635	755	908	1004	1148	1292	1436
16.70 - 20.03	186	346	498	634	754	907	1003	1147	1291	1435
20.04 - 23.36	185	345	497	633	753	906	1002	1146	1290	1434
23.37 - 26.69	184	344	496	632	752	905	1001	1145	1289	1433
26.70 - 30.03	183	343	495	631	751	904	1000	1144	1288	1432
30.04 - 33.36	182	342	494	630	750	903	999	1143	1287	1431
33.37 - 36.69	181	341	493	629	749	902	998	1142	1286	1430
36.70 - 40.03	180	340	492	628	748	901	997	1141	1285	1429
40.04 - 43.36	179	339	491	627	747	900	996	1140	1284	1428
43.37 - 46.69	178	338	490	626	746	899	995	1139	1283	1427
46.70 - 50.03	177	337	489	625	745	898	994	1138	1282	1426
50.04 - 53.36	176	336	488	624	744	897	993	1137	1281	1425
53.37 - 56.69	175	335	487	623	743	896	992	1136	1280	1424
56.70 - 60.03	174	334	486	622	742	895	991	1135	1279	1423
60.04 - 63.36	173	333	485	621	741	894	990	1134	1278	1422
63.37 - 66.69	172	332	484	620	740	893	989	1133	1277	1421
66.70 - 70.03	171	331	483	619	739	892	988	1132	1276	1420
70.04 - 73.36	170	330	482	618	738	891	987	1131	1275	1419
73.37 - 76.69	169	329	481	617	737	890	986	1130	1274	1418
76.70 - 80.03	168	328	480	616	736	889	985	1129	1273	1417
80.04 - 83.36	167	327	479	615	735	888	984	1128	1272	1416
83.37 - 86.69	166	326	478	614	734	887	983	1127	1271	1415
86.70 - 90.03	165	325	477	613	733	886	982	1126	1270	1414
90.04 - 93.36	164	324	476	612	732	885	981	1125	1269	1413
93.37 - 96.69	163	323	475	611	731	884	980	1124	1268	1412
96.70 - 100.03	162	322	474	610	730	883	979	1123	1267	1411
100.04 - 103.36	161	321	473	609	729	882	978	1122	1266	1410
103.37 - 106.69	160	320	472	608	728	881	977	1121	1265	1409

Basis of Issuance  
 October 1, 2017  
 Allotments by Household Size  
 Number of Persons in Household  
 Reduction Amt: 30%

Monthly Net Income		----- Coupon / EBT Allotments by Household Size -----									
		Number of Persons in the Household									
		1 Person	2 Persons	3 Persons	4 Persons	5 Persons	6 Persons	7 Persons	8 Persons	9 Persons	10 Persons
106.70	- 110.03	159	319	471	607	727	880	976	1120	1264	1408
110.04	- 113.36	158	318	470	606	726	879	975	1119	1263	1407
113.37	- 116.69	157	317	469	605	725	878	974	1118	1262	1406
116.70	- 120.03	156	316	468	604	724	877	973	1117	1261	1405
120.04	- 123.36	155	315	467	603	723	876	972	1116	1260	1404
123.37	- 126.69	154	314	466	602	722	875	971	1115	1259	1403
126.70	- 130.03	153	313	465	601	721	874	970	1114	1258	1402
130.04	- 133.36	152	312	464	600	720	873	969	1113	1257	1401
133.37	- 136.69	151	311	463	599	719	872	968	1112	1256	1400
136.70	- 140.03	150	310	462	598	718	871	967	1111	1255	1399
140.04	- 143.36	149	309	461	597	717	870	966	1110	1254	1398
143.37	- 146.69	148	308	460	596	716	869	965	1109	1253	1397
146.70	- 150.03	147	307	459	595	715	868	964	1108	1252	1396
150.04	- 153.36	146	306	458	594	714	867	963	1107	1251	1395
153.37	- 156.69	145	305	457	593	713	866	962	1106	1250	1394
156.70	- 160.03	144	304	456	592	712	865	961	1105	1249	1393
160.04	- 163.36	143	303	455	591	711	864	960	1104	1248	1392
163.37	- 166.69	142	302	454	590	710	863	959	1103	1247	1391
166.70	- 170.03	141	301	453	589	709	862	958	1102	1246	1390
170.04	- 173.36	140	300	452	588	708	861	957	1101	1245	1389
173.37	- 176.69	139	299	451	587	707	860	956	1100	1244	1388
176.70	- 180.03	138	298	450	586	706	859	955	1099	1243	1387
180.04	- 183.36	137	297	449	585	705	858	954	1098	1242	1386
183.37	- 186.69	136	296	448	584	704	857	953	1097	1241	1385
186.70	- 190.03	135	295	447	583	703	856	952	1096	1240	1384
190.04	- 193.36	134	294	446	582	702	855	951	1095	1239	1383
193.37	- 196.69	133	293	445	581	701	854	950	1094	1238	1382
196.70	- 200.03	132	292	444	580	700	853	949	1093	1237	1381
200.04	- 203.36	131	291	443	579	699	852	948	1092	1236	1380
203.37	- 206.69	130	290	442	578	698	851	947	1091	1235	1379
206.70	- 210.03	129	289	441	577	697	850	946	1090	1234	1378
210.04	- 213.36	128	288	440	576	696	849	945	1089	1233	1377
213.37	- 216.69	127	287	439	575	695	848	944	1088	1232	1376

Basis of Issuance  
 October 1, 2017  
 Allotments by Household Size  
 Number of Persons in Household  
 Reduction Amt: 30%

Monthly Net Income		----- Coupon / EBT Allotments by Household Size -----									
		Number of Persons in the Household									
		1 Person	2 Persons	3 Persons	4 Persons	5 Persons	6 Persons	7 Persons	8 Persons	9 Persons	10 Persons
216.70	- 220.03	126	286	438	574	694	847	943	1087	1231	1375
220.04	- 223.36	125	285	437	573	693	846	942	1086	1230	1374
223.37	- 226.69	124	284	436	572	692	845	941	1085	1229	1373
226.70	- 230.03	123	283	435	571	691	844	940	1084	1228	1372
230.04	- 233.36	122	282	434	570	690	843	939	1083	1227	1371
233.37	- 236.69	121	281	433	569	689	842	938	1082	1226	1370
236.70	- 240.03	120	280	432	568	688	841	937	1081	1225	1369
240.04	- 243.36	119	279	431	567	687	840	936	1080	1224	1368
243.37	- 246.69	118	278	430	566	686	839	935	1079	1223	1367
246.70	- 250.03	117	277	429	565	685	838	934	1078	1222	1366
250.04	- 253.36	116	276	428	564	684	837	933	1077	1221	1365
253.37	- 256.69	115	275	427	563	683	836	932	1076	1220	1364
256.70	- 260.03	114	274	426	562	682	835	931	1075	1219	1363
260.04	- 263.36	113	273	425	561	681	834	930	1074	1218	1362
263.37	- 266.69	112	272	424	560	680	833	929	1073	1217	1361
266.70	- 270.03	111	271	423	559	679	832	928	1072	1216	1360
270.04	- 273.36	110	270	422	558	678	831	927	1071	1215	1359
273.37	- 276.69	109	269	421	557	677	830	926	1070	1214	1358
276.70	- 280.03	108	268	420	556	676	829	925	1069	1213	1357
280.04	- 283.36	107	267	419	555	675	828	924	1068	1212	1356
283.37	- 286.69	106	266	418	554	674	827	923	1067	1211	1355
286.70	- 290.03	105	265	417	553	673	826	922	1066	1210	1354
290.04	- 293.36	104	264	416	552	672	825	921	1065	1209	1353
293.37	- 296.69	103	263	415	551	671	824	920	1064	1208	1352
296.70	- 300.03	102	262	414	550	670	823	919	1063	1207	1351
300.04	- 303.36	101	261	413	549	669	822	918	1062	1206	1350
303.37	- 306.69	100	260	412	548	668	821	917	1061	1205	1349
306.70	- 310.03	99	259	411	547	667	820	916	1060	1204	1348
310.04	- 313.36	98	258	410	546	666	819	915	1059	1203	1347
313.37	- 316.69	97	257	409	545	665	818	914	1058	1202	1346
316.70	- 320.03	96	256	408	544	664	817	913	1057	1201	1345
320.04	- 323.36	95	255	407	543	663	816	912	1056	1200	1344
323.37	- 326.69	94	254	406	542	662	815	911	1055	1199	1343
326.70	- 330.03	93	253	405	541	661	814	910	1054	1198	1342

SAMPLE

Basis of Issuance  
 October 1, 2017  
 Allotments by Household Size  
 Number of Persons in Household  
 Reduction Amt: 30%

Monthly Net Income	----- Coupon / EBT Allotments by Household Size -----									
	Number of Persons in the Household									
	1 Person	2 Persons	3 Persons	4 Persons	5 Persons	6 Persons	7 Persons	8 Persons	9 Persons	10 Persons
330.04 - 333.36	92	252	404	540	660	813	909	1053	1197	1341
333.37 - 336.69	91	251	403	539	659	812	908	1052	1196	1340
336.70 - 340.03	90	250	402	538	658	811	907	1051	1195	1339
340.04 - 343.36	89	249	401	537	657	810	906	1050	1194	1338
343.37 - 346.69	88	248	400	536	656	809	905	1049	1193	1337
346.70 - 350.03	87	247	399	535	655	808	904	1048	1192	1336
350.04 - 353.36	86	246	398	534	654	807	903	1047	1191	1335
353.37 - 356.69	85	245	397	533	653	806	902	1046	1190	1334
356.70 - 360.03	84	244	396	532	652	805	901	1045	1189	1333
360.04 - 363.36	83	243	395	531	651	804	900	1044	1188	1332
363.37 - 366.69	82	242	394	530	650	803	899	1043	1187	1331
366.70 - 370.03	81	241	393	529	649	802	898	1042	1186	1330
370.04 - 373.36	80	240	392	528	648	801	897	1041	1185	1329
373.37 - 376.69	79	239	391	527	647	800	896	1040	1184	1328
376.70 - 380.03	78	238	390	526	646	799	895	1039	1183	1327
380.04 - 383.36	77	237	389	525	645	798	894	1038	1182	1326
383.37 - 386.69	76	236	388	524	644	797	893	1037	1181	1325
386.70 - 390.03	75	235	387	523	643	796	892	1036	1180	1324
390.04 - 393.36	74	234	386	522	642	795	891	1035	1179	1323
393.37 - 396.69	73	233	385	521	641	794	890	1034	1178	1322
396.70 - 400.03	72	232	384	520	640	793	889	1033	1177	1321
400.04 - 403.36	71	231	383	519	639	792	888	1032	1176	1320
403.37 - 406.69	70	230	382	518	638	791	887	1031	1175	1319
406.70 - 410.03	69	229	381	517	637	790	886	1030	1174	1318
410.04 - 413.36	68	228	380	516	636	789	885	1029	1173	1317
413.37 - 416.69	67	227	379	515	635	788	884	1028	1172	1316
416.70 - 420.03	66	226	378	514	634	787	883	1027	1171	1315
420.04 - 423.36	65	225	377	513	633	786	882	1026	1170	1314
423.37 - 426.69	64	224	376	512	632	785	881	1025	1169	1313
426.70 - 430.03	63	223	375	511	631	784	880	1024	1168	1312
430.04 - 433.36	62	222	374	510	630	783	879	1023	1167	1311
433.37 - 436.69	61	221	373	509	629	782	878	1022	1166	1310
436.70 - 440.03	60	220	372	508	628	781	877	1021	1165	1309

Basis of Issuance  
 October 1, 2017  
 Allotments by Household Size  
 Number of Persons in Household  
 Reduction Amt: 30%

Monthly Net Income	----- Coupon / EBT Allotments by Household Size -----										
	Number of Persons in the Household										
	1 Person	2 Persons	3 Persons	4 Persons	5 Persons	6 Persons	7 Persons	8 Persons	9 Persons	10 Persons	
440.04 - 443.36	59	219	371	507	627	780	876	1020	1164	1308	
443.37 - 446.69	58	218	370	506	626	779	875	1019	1163	1307	
446.70 - 450.03	57	217	369	505	625	778	874	1018	1162	1306	
450.04 - 453.36	56	216	368	504	624	777	873	1017	1161	1305	
453.37 - 456.69	55	215	367	503	623	776	872	1016	1160	1304	
456.70 - 460.03	54	214	366	502	622	775	871	1015	1159	1303	
460.04 - 463.36	53	213	365	501	621	774	870	1014	1158	1302	
463.37 - 466.69	52	212	364	500	620	773	869	1013	1157	1301	
466.70 - 470.03	51	211	363	499	619	772	868	1012	1156	1300	
470.04 - 473.36	50	210	362	498	618	771	867	1011	1155	1299	
473.37 - 476.69	49	209	361	497	617	770	866	1010	1154	1298	
476.70 - 480.03	48	208	360	496	616	769	865	1009	1153	1297	
480.04 - 483.36	47	207	359	495	615	768	864	1008	1152	1296	
483.37 - 486.69	46	206	358	494	614	767	863	1007	1151	1295	
486.70 - 490.03	45	205	357	493	613	766	862	1006	1150	1294	
490.04 - 493.36	44	204	356	492	612	765	861	1005	1149	1293	
493.37 - 496.69	43	203	355	491	611	764	860	1004	1148	1292	
496.70 - 500.03	42	202	354	490	610	763	859	1003	1147	1291	
500.04 - 503.36	41	201	353	489	609	762	858	1002	1146	1290	
503.37 - 506.69	40	200	352	488	608	761	857	1001	1145	1289	
506.70 - 510.03	39	199	351	487	607	760	856	1000	1144	1288	
510.04 - 513.36	38	198	350	486	606	759	855	999	1143	1287	
513.37 - 516.69	37	197	349	485	605	758	854	998	1142	1286	
516.70 - 520.03	36	196	348	484	604	757	853	997	1141	1285	
520.04 - 523.36	35	195	347	483	603	756	852	996	1140	1284	
523.37 - 526.69	34	194	346	482	602	755	851	995	1139	1283	
526.70 - 530.03	33	193	345	481	601	754	850	994	1138	1282	
530.04 - 533.36	32	192	344	480	600	753	849	993	1137	1281	
533.37 - 536.69	31	191	343	479	599	752	848	992	1136	1280	
536.70 - 540.03	30	190	342	478	598	751	847	991	1135	1279	
540.04 - 543.36	29	189	341	477	597	750	846	990	1134	1278	
543.37 - 546.69	28	188	340	476	596	749	845	989	1133	1277	
546.70 - 550.03	27	187	339	475	595	748	844	988	1132	1276	

SAMPLE

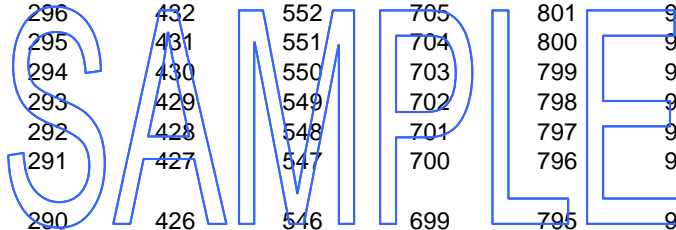


Basis of Issuance  
October 1, 2017  
Allotments by Household Size  
Number of Persons in Household  
Reduction Amt: 30%

Monthly Net Income		----- Coupon / EBT Allotments by Household Size -----									
		Number of Persons in the Household									
		1 Person	2 Persons	3 Persons	4 Persons	5 Persons	6 Persons	7 Persons	8 Persons	9 Persons	10 Persons
550.04 - 553.36		26	186	338	474	594	747	843	987	1131	1275
553.37 - 556.69		25	185	337	473	593	746	842	986	1130	1274
556.70 - 560.03		24	184	336	472	592	745	841	985	1129	1273
560.04 - 563.36		23	183	335	471	591	744	840	984	1128	1272
563.37 - 566.69		22	182	334	470	590	743	839	983	1127	1271
566.70 - 570.03		21	181	333	469	589	742	838	982	1126	1270
570.04 - 573.36		20	180	332	468	588	741	837	981	1125	1269
573.37 - 576.69		19	179	331	467	587	740	836	980	1124	1268
576.70 - 580.03		18	178	330	466	586	739	835	979	1123	1267
580.04 - 583.36		17	177	329	465	585	738	834	978	1122	1266
583.37 - 586.69		16	176	328	464	584	737	833	977	1121	1265
586.70 - 590.03		15	175	327	463	583	736	832	976	1120	1264
590.04 - 593.36		15	174	326	462	582	735	831	975	1119	1263
593.37 - 596.69		15	173	325	461	581	734	830	974	1118	1262
596.70 - 600.03		15	172	324	460	580	733	829	973	1117	1261
600.04 - 603.36		15	171	323	459	579	732	828	972	1116	1260
603.37 - 606.69		15	170	322	458	578	731	827	971	1115	1259
606.70 - 610.03		15	169	321	457	577	730	826	970	1114	1258
610.04 - 613.36		15	168	320	456	576	729	825	969	1113	1257
613.37 - 616.69		15	167	319	455	575	728	824	968	1112	1256
616.70 - 620.03		15	166	318	454	574	727	823	967	1111	1255
620.04 - 623.36		15	165	317	453	573	726	822	966	1110	1254
623.37 - 626.69		15	164	316	452	572	725	821	965	1109	1253
626.70 - 630.03		15	163	315	451	571	724	820	964	1108	1252
630.04 - 633.36		15	162	314	450	570	723	819	963	1107	1251
633.37 - 636.69		15	161	313	449	569	722	818	962	1106	1250
636.70 - 640.03		15	160	312	448	568	721	817	961	1105	1249
640.04 - 643.36		15	159	311	447	567	720	816	960	1104	1248
643.37 - 646.69		15	158	310	446	566	719	815	959	1103	1247
646.70 - 650.03		15	157	309	445	565	718	814	958	1102	1246
650.04 - 653.36		15	156	308	444	564	717	813	957	1101	1245
653.37 - 656.69		15	155	307	443	563	716	812	956	1100	1244
656.70 - 660.03		15	154	306	442	562	715	811	955	1099	1243
660.04 - 663.36		15	153	305	441	561	714	810	954	1098	1242

Basis of Issuance  
 October 1, 2017  
 Allotments by Household Size  
 Number of Persons in Household  
 Reduction Amt: 30%

Monthly Net Income	----- Coupon / EBT Allotments by Household Size -----										
	Number of Persons in the Household										
	1 Person	2 Persons	3 Persons	4 Persons	5 Persons	6 Persons	7 Persons	8 Persons	9 Persons	10 Persons	
663.37 - 666.69	15	152	304	440	560	713	809	953	1097	1241	
666.70 - 670.03	15	151	303	439	559	712	808	952	1096	1240	
670.04 - 673.36	15	150	302	438	558	711	807	951	1095	1239	
673.37 - 676.69	15	149	301	437	557	710	806	950	1094	1238	
676.70 - 680.03	15	148	300	436	556	709	805	949	1093	1237	
680.04 - 683.36	15	147	299	435	555	708	804	948	1092	1236	
683.37 - 686.69	15	146	298	434	554	707	803	947	1091	1235	
686.70 - 690.03	15	145	297	433	553	706	802	946	1090	1234	
690.04 - 693.36	15	144	296	432	552	705	801	945	1089	1233	
693.37 - 696.69	15	143	295	431	551	704	800	944	1088	1232	
696.70 - 700.03	15	142	294	430	550	703	799	943	1087	1231	
700.04 - 703.36	15	141	293	429	549	702	798	942	1086	1230	
703.37 - 706.69	15	140	292	428	548	701	797	941	1085	1229	
706.70 - 710.03	15	139	291	427	547	700	796	940	1084	1228	
710.04 - 713.36	15	138	290	426	546	699	795	939	1083	1227	
713.37 - 716.69	15	137	289	425	545	698	794	938	1082	1226	
716.70 - 720.03	15	136	288	424	544	697	793	937	1081	1225	
720.04 - 723.36	15	135	287	423	543	696	792	936	1080	1224	
723.37 - 726.69	15	134	286	422	542	695	791	935	1079	1223	
726.70 - 730.03	15	133	285	421	541	694	790	934	1078	1222	
730.04 - 733.36	15	132	284	420	540	693	789	933	1077	1221	
733.37 - 736.69	15	131	283	419	539	692	788	932	1076	1220	
736.70 - 740.03	15	130	282	418	538	691	787	931	1075	1219	
740.04 - 743.36	15	129	281	417	537	690	786	930	1074	1218	
743.37 - 746.69	15	128	280	416	536	689	785	929	1073	1217	
746.70 - 750.03	15	127	279	415	535	688	784	928	1072	1216	
750.04 - 753.36	15	126	278	414	534	687	783	927	1071	1215	
753.37 - 756.69	15	125	277	413	533	686	782	926	1070	1214	
756.70 - 760.03	15	124	276	412	532	685	781	925	1069	1213	
760.04 - 763.36	15	123	275	411	531	684	780	924	1068	1212	
763.37 - 766.69	15	122	274	410	530	683	779	923	1067	1211	
766.70 - 770.03	15	121	273	409	529	682	778	922	1066	1210	
770.04 - 773.36	15	120	272	408	528	681	777	921	1065	1209	



Basis of Issuance  
 October 1, 2017  
 Allotments by Household Size  
 Number of Persons in Household  
 Reduction Amt: 30%

Monthly Net Income	----- Coupon / EBT Allotments by Household Size ----- Number of Persons in the Household									
	1 Person	2 Persons	3 Persons	4 Persons	5 Persons	6 Persons	7 Persons	8 Persons	9 Persons	10 Persons
773.37 - 776.69	15	119	271	407	527	680	776	920	1064	1208
776.70 - 780.03	15	118	270	406	526	679	775	919	1063	1207
780.04 - 783.36	15	117	269	405	525	678	774	918	1062	1206
783.37 - 786.69	15	116	268	404	524	677	773	917	1061	1205
786.70 - 790.03	15	115	267	403	523	676	772	916	1060	1204
790.04 - 793.36	15	114	266	402	522	675	771	915	1059	1203
793.37 - 796.69	15	113	265	401	521	674	770	914	1058	1202
796.70 - 800.03	15	112	264	400	520	673	769	913	1057	1201
800.04 - 803.36	15	111	263	399	519	672	768	912	1056	1200
803.37 - 806.69	15	110	262	398	518	671	767	911	1055	1199
806.70 - 810.03	15	109	261	397	517	670	766	910	1054	1198
810.04 - 813.36	15	108	260	396	516	669	765	909	1053	1197
813.37 - 816.69	15	107	259	395	515	668	764	908	1052	1196
816.70 - 820.03	15	106	258	394	514	667	763	907	1051	1195
820.04 - 823.36	15	105	257	393	513	666	762	906	1050	1194
823.37 - 826.69	15	104	256	392	512	665	761	905	1049	1193
826.70 - 830.03	15	103	255	391	511	664	760	904	1048	1192
830.04 - 833.36	15	102	254	390	510	663	759	903	1047	1191
833.37 - 836.69	15	101	253	389	509	662	758	902	1046	1190
836.70 - 840.03	15	100	252	388	508	661	757	901	1045	1189
840.04 - 843.36	15	99	251	387	507	660	756	900	1044	1188
843.37 - 846.69	15	98	250	386	506	659	755	899	1043	1187
846.70 - 850.03	15	97	249	385	505	658	754	898	1042	1186
850.04 - 853.36	15	96	248	384	504	657	753	897	1041	1185
853.37 - 856.69	15	95	247	383	503	656	752	896	1040	1184
856.70 - 860.03	15	94	246	382	502	655	751	895	1039	1183
860.04 - 863.36	15	93	245	381	501	654	750	894	1038	1182
863.37 - 866.69	15	92	244	380	500	653	749	893	1037	1181
866.70 - 870.03	15	91	243	379	499	652	748	892	1036	1180
870.04 - 873.36	15	90	242	378	498	651	747	891	1035	1179
873.37 - 876.69	15	89	241	377	497	650	746	890	1034	1178
876.70 - 880.03	15	88	240	376	496	649	745	889	1033	1177
880.04 - 883.36	15	87	239	375	495	648	744	888	1032	1176
883.37 - 886.69	15	86	238	374	494	647	743	887	1031	1175

Basis of Issuance  
 October 1, 2017  
 Allotments by Household Size  
 Number of Persons in Household  
 Reduction Amt: 30%

Monthly Net Income		Coupon / EBT Allotments by Household Size									
		Number of Persons in the Household									
		1 Person	2 Persons	3 Persons	4 Persons	5 Persons	6 Persons	7 Persons	8 Persons	9 Persons	10 Persons
886.70	- 890.03	15	85	237	373	493	646	742	886	1030	1174
890.04	- 893.36	15	84	236	372	492	645	741	885	1029	1173
893.37	- 896.69	15	83	235	371	491	644	740	884	1028	1172
896.70	- 900.03	15	82	234	370	490	643	739	883	1027	1171
900.04	- 903.36	15	81	233	369	489	642	738	882	1026	1170
903.37	- 906.69	15	80	232	368	488	641	737	881	1025	1169
906.70	- 910.03	15	79	231	367	487	640	736	880	1024	1168
910.04	- 913.36	15	78	230	366	486	639	735	879	1023	1167
913.37	- 916.69	15	77	229	365	485	638	734	878	1022	1166
916.70	- 920.03	15	76	228	364	484	637	733	877	1021	1165
920.04	- 923.36	15	75	227	363	483	636	732	876	1020	1164
923.37	- 926.69	15	74	226	362	482	635	731	875	1019	1163
926.70	- 930.03	15	73	225	361	481	634	730	874	1018	1162
930.04	- 933.36	15	72	224	360	480	633	729	873	1017	1161
933.37	- 936.69	15	71	223	359	479	632	728	872	1016	1160
936.70	- 940.03	15	70	222	358	478	631	727	871	1015	1159
940.04	- 943.36	15	69	221	357	477	630	726	870	1014	1158
943.37	- 946.69	15	68	220	356	476	629	725	869	1013	1157
946.70	- 950.03	15	67	219	355	475	628	724	868	1012	1156
950.04	- 953.36	15	66	218	354	474	627	723	867	1011	1155
953.37	- 956.69	15	65	217	353	473	626	722	866	1010	1154
956.70	- 960.03	15	64	216	352	472	625	721	865	1009	1153
960.04	- 963.36	15	63	215	351	471	624	720	864	1008	1152
963.37	- 966.69	15	62	214	350	470	623	719	863	1007	1151
966.70	- 970.03	15	61	213	349	469	622	718	862	1006	1150
970.04	- 973.36	15	60	212	348	468	621	717	861	1005	1149
973.37	- 976.69	15	59	211	347	467	620	716	860	1004	1148
976.70	- 980.03	15	58	210	346	466	619	715	859	1003	1147
980.04	- 983.36	15	57	209	345	465	618	714	858	1002	1146
983.37	- 986.69	15	56	208	344	464	617	713	857	1001	1145
986.70	- 990.03	15	55	207	343	463	616	712	856	1000	1144
990.04	- 993.36	15	54	206	342	462	615	711	855	999	1143
993.37	- 996.69	15	53	205	341	461	614	710	854	998	1142

Basis of Issuance  
October 1, 2017  
Allotments by Household Size  
Number of Persons in Household  
Reduction Amt: 30%

Monthly Net Income	----- Coupon / EBT Allotments by Household Size -----									
	Number of Persons in the Household									
	1 Person	2 Persons	3 Persons	4 Persons	5 Persons	6 Persons	7 Persons	8 Persons	9 Persons	10 Persons
996.70 - 1000.03	15	52	204	340	460	613	709	853	997	1141
1000.04 - 1003.36	15	51	203	339	459	612	708	852	996	1140
1003.37 - 1006.69	15	50	202	338	458	611	707	851	995	1139
1006.70 - 1010.03	15	49	201	337	457	610	706	850	994	1138
1010.04 - 1013.36	15	48	200	336	456	609	705	849	993	1137
1013.37 - 1016.69	15	47	199	335	455	608	704	848	992	1136
1016.70 - 1020.03	15	46	198	334	454	607	703	847	991	1135
1020.04 - 1023.36	15	45	197	333	453	606	702	846	990	1134
1023.37 - 1026.69	15	44	196	332	452	605	701	845	989	1133
1026.70 - 1030.03	15	43	195	331	451	604	700	844	988	1132
1030.04 - 1033.36	15	42	194	330	450	603	699	843	987	1131
1033.37 - 1036.69	15	41	193	329	449	602	698	842	986	1130
1036.70 - 1040.03	15	40	192	328	448	601	697	841	985	1129
1040.04 - 1043.36	15	39	191	327	447	600	696	840	984	1128
1043.37 - 1046.69	15	38	190	326	446	599	695	839	983	1127
1046.70 - 1050.03	15	37	189	325	445	598	694	838	982	1126
1050.04 - 1053.36	15	36	188	324	444	597	693	837	981	1125
1053.37 - 1056.69	15	35	187	323	443	596	692	836	980	1124
1056.70 - 1060.03	15	34	186	322	442	595	691	835	979	1123
1060.04 - 1063.36	15	33	185	321	441	594	690	834	978	1122
1063.37 - 1066.69	15	32	184	320	440	593	689	833	977	1121
1066.70 - 1070.03	15	31	183	319	439	592	688	832	976	1120
1070.04 - 1073.36	15	30	182	318	438	591	687	831	975	1119
1073.37 - 1076.69	15	29	181	317	437	590	686	830	974	1118
1076.70 - 1080.03	15	28	180	316	436	589	685	829	973	1117
1080.04 - 1083.36	15	27	179	315	435	588	684	828	972	1116
1083.37 - 1086.69	15	26	178	314	434	587	683	827	971	1115
1086.70 - 1090.03	15	25	177	313	433	586	682	826	970	1114
1090.04 - 1093.36	15	24	176	312	432	585	681	825	969	1113
1093.37 - 1096.69	15	23	175	311	431	584	680	824	968	1112
1096.70 - 1100.03	15	22	174	310	430	583	679	823	967	1111
1100.04 - 1103.36	15	21	173	309	429	582	678	822	966	1110
1103.37 - 1106.69	15	20	172	308	428	581	677	821	965	1109
1106.70 - 1110.03	15	19	171	307	427	580	676	820	964	1108

SAMPLE

Basis of Issuance  
 October 1, 2017  
 Allotments by Household Size  
 Number of Persons in Household  
 Reduction Amt: 30%

Monthly Net Income	----- Coupon / EBT Allotments by Household Size -----									
	Number of Persons in the Household									
	1 Person	2 Persons	3 Persons	4 Persons	5 Persons	6 Persons	7 Persons	8 Persons	9 Persons	10 Persons
1110.04 - 1113.36	15	18	170	306	426	579	675	819	963	1107
1113.37 - 1116.69	15	17	169	305	425	578	674	818	962	1106
1116.70 - 1120.03	15	16	168	304	424	577	673	817	961	1105
1120.04 - 1123.36	15	15	167	303	423	576	672	816	960	1104
1123.37 - 1126.69	15	15	166	302	422	575	671	815	959	1103
1126.70 - 1130.03	15	15	165	301	421	574	670	814	958	1102
1130.04 - 1133.36	15	15	164	300	420	573	669	813	957	1101
1133.37 - 1136.69	15	15	163	299	419	572	668	812	956	1100
1136.70 - 1140.03	15	15	162	298	418	571	667	811	955	1099
1140.04 - 1143.36	15	15	161	297	417	570	666	810	954	1098
1143.37 - 1146.69	15	15	160	296	416	569	665	809	953	1097
1146.70 - 1150.03	15	15	159	295	415	568	664	808	952	1096
1150.04 - 1153.36	15	15	158	294	414	567	663	807	951	1095
1153.37 - 1156.69	15	15	157	293	413	566	662	806	950	1094
1156.70 - 1160.03	15	15	156	292	412	565	661	805	949	1093
1160.04 - 1163.36	15	15	155	291	411	564	660	804	948	1092
1163.37 - 1166.69	15	15	154	290	410	563	659	803	947	1091
1166.70 - 1170.03	15	15	153	289	409	562	658	802	946	1090
1170.04 - 1173.36	15	15	152	288	408	561	657	801	945	1089
1173.37 - 1176.69	15	15	151	287	407	560	656	800	944	1088
1176.70 - 1180.03	15	15	150	286	406	559	655	799	943	1087
1180.04 - 1183.36	15	15	149	285	405	558	654	798	942	1086
1183.37 - 1186.69	15	15	148	284	404	557	653	797	941	1085
1186.70 - 1190.03	15	15	147	283	403	556	652	796	940	1084
1190.04 - 1193.36	15	15	146	282	402	555	651	795	939	1083
1193.37 - 1196.69	15	15	145	281	401	554	650	794	938	1082
1196.70 - 1200.03	15	15	144	280	400	553	649	793	937	1081
1200.04 - 1203.36	15	15	143	279	399	552	648	792	936	1080
1203.37 - 1206.69	15	15	142	278	398	551	647	791	935	1079
1206.70 - 1210.03	15	15	141	277	397	550	646	790	934	1078
1210.04 - 1213.36	15	15	140	276	396	549	645	789	933	1077
1213.37 - 1216.69	15	15	139	275	395	548	644	788	932	1076
1216.70 - 1220.03	15	15	138	274	394	547	643	787	931	1075


Basis of Issuance  
 October 1, 2017  
 Allotments by Household Size  
 Number of Persons in Household  
 Reduction Amt: 30%

Monthly Net Income	----- Coupon / EBT Allotments by Household Size -----									
	Number of Persons in the Household									
	1 Person	2 Persons	3 Persons	4 Persons	5 Persons	6 Persons	7 Persons	8 Persons	9 Persons	10 Persons
1220.04 - 1223.36	15	15	137	273	393	546	642	786	930	1074
1223.37 - 1226.69	15	15	136	272	392	545	641	785	929	1073
1226.70 - 1230.03	15	15	135	271	391	544	640	784	928	1072
1230.04 - 1233.36	15	15	134	270	390	543	639	783	927	1071
1233.37 - 1236.69	15	15	133	269	389	542	638	782	926	1070
1236.70 - 1240.03	15	15	132	268	388	541	637	781	925	1069
1240.04 - 1243.36	15	15	131	267	387	540	636	780	924	1068
1243.37 - 1246.69	15	15	130	266	386	539	635	779	923	1067
1246.70 - 1250.03	15	15	129	265	385	538	634	778	922	1066
1250.04 - 1253.36	15	15	128	264	384	537	633	777	921	1065
1253.37 - 1256.69	15	15	127	263	383	536	632	776	920	1064
1256.70 - 1260.03	15	15	126	262	382	535	631	775	919	1063
1260.04 - 1263.36	15	15	125	261	381	534	630	774	918	1062
1263.37 - 1266.69	15	15	124	260	380	533	629	773	917	1061
1266.70 - 1270.03	15	15	123	259	379	532	628	772	916	1060
1270.04 - 1273.36	15	15	122	258	378	531	627	771	915	1059
1273.37 - 1276.69	15	15	121	257	377	530	626	770	914	1058
1276.70 - 1280.03	15	15	120	256	376	529	625	769	913	1057
1280.04 - 1283.36	15	15	119	255	375	528	624	768	912	1056
1283.37 - 1286.69	15	15	118	254	374	527	623	767	911	1055
1286.70 - 1290.03	15	15	117	253	373	526	622	766	910	1054
1290.04 - 1293.36	15	15	116	252	372	525	621	765	909	1053
1293.37 - 1296.69	15	15	115	251	371	524	620	764	908	1052
1296.70 - 1300.03	15	15	114	250	370	523	619	763	907	1051
1300.04 - 1303.36	15	15	113	249	369	522	618	762	906	1050
1303.37 - 1306.69	15	15	112	248	368	521	617	761	905	1049
1306.70 - 1310.03	15	15	111	247	367	520	616	760	904	1048
1310.04 - 1313.36	15	15	110	246	366	519	615	759	903	1047
1313.37 - 1316.69	15	15	109	245	365	518	614	758	902	1046
1316.70 - 1320.03	15	15	108	244	364	517	613	757	901	1045
1320.04 - 1323.36	15	15	107	243	363	516	612	756	900	1044
1323.37 - 1326.69	15	15	106	242	362	515	611	755	899	1043
1326.70 - 1330.03	15	15	105	241	361	514	610	754	898	1042

SAMPLE

Basis of Issuance  
 October 1, 2017  
 Allotments by Household Size  
 Number of Persons in Household  
 Reduction Amt: 30%

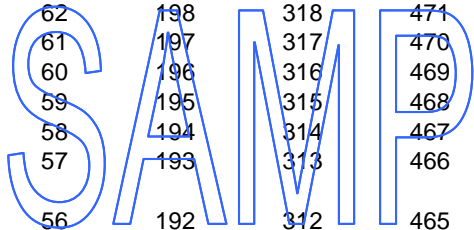
Monthly Net Income	----- Coupon / EBT Allotments by Household Size -----									
	Number of Persons in the Household									
	1 Person	2 Persons	3 Persons	4 Persons	5 Persons	6 Persons	7 Persons	8 Persons	9 Persons	10 Persons
1330.04 - 1333.36	15	15	104	240	360	513	609	753	897	1041
1333.37 - 1336.69	15	15	103	239	359	512	608	752	896	1040
1336.70 - 1340.03	15	15	102	238	358	511	607	751	895	1039
1340.04 - 1343.36	15	15	101	237	357	510	606	750	894	1038
1343.37 - 1346.69	15	15	100	236	356	509	605	749	893	1037
1346.70 - 1350.03	15	15	99	235	355	508	604	748	892	1036
1350.04 - 1353.36	15	15	98	234	354	507	603	747	891	1035
1353.37 - 1356.69	15	15	97	233	353	506	602	746	890	1034
1356.70 - 1360.03	15	15	96	232	352	505	601	745	889	1033
1360.04 - 1363.36	15	15	95	231	351	504	600	744	888	1032
1363.37 - 1366.69	15	15	94	230	350	503	599	743	887	1031
1366.70 - 1370.03	15	15	93	229	349	502	598	742	886	1030
1370.04 - 1373.36	15	15	92	228	348	501	597	741	885	1029
1373.37 - 1376.69	15	15	91	227	347	500	596	740	884	1028
1376.70 - 1380.03	15	15	90	226	346	499	595	739	883	1027
1380.04 - 1383.36	15	15	89	225	345	498	594	738	882	1026
1383.37 - 1386.69	15	15	88	224	344	497	593	737	881	1025
1386.70 - 1390.03	15	15	87	223	343	496	592	736	880	1024
1390.04 - 1393.36	15	15	86	222	342	495	591	735	879	1023
1393.37 - 1396.69	15	15	85	221	341	494	590	734	878	1022
1396.70 - 1400.03	15	15	84	220	340	493	589	733	877	1021
1400.04 - 1403.36	15	15	83	219	339	492	588	732	876	1020
1403.37 - 1406.69	15	15	82	218	338	491	587	731	875	1019
1406.70 - 1410.03	15	15	81	217	337	490	586	730	874	1018
1410.04 - 1413.36	15	15	80	216	336	489	585	729	873	1017
1413.37 - 1416.69	15	15	79	215	335	488	584	728	872	1016
1416.70 - 1420.03	15	15	78	214	334	487	583	727	871	1015
1420.04 - 1423.36	15	15	77	213	333	486	582	726	870	1014
1423.37 - 1426.69	15	15	76	212	332	485	581	725	869	1013
1426.70 - 1430.03	15	15	75	211	331	484	580	724	868	1012
1430.04 - 1433.36	15	15	74	210	330	483	579	723	867	1011
1433.37 - 1436.69	15	15	73	209	329	482	578	722	866	1010
1436.70 - 1440.03	15	15	72	208	328	481	577	721	865	1009
1440.04 - 1443.36	15	15	71	207	327	480	576	720	864	1008





Basis of Issuance  
 October 1, 2017  
 Allotments by Household Size  
 Number of Persons in Household  
 Reduction Amt: 30%

Monthly Net Income	----- Coupon / EBT Allotments by Household Size -----									
	Number of Persons in the Household									
	1 Person	2 Persons	3 Persons	4 Persons	5 Persons	6 Persons	7 Persons	8 Persons	9 Persons	10 Persons
1443.37 - 1446.69	15	15	70	206	326	479	575	719	863	1007
1446.70 - 1450.03	15	15	69	205	325	478	574	718	862	1006
1450.04 - 1453.36	15	15	68	204	324	477	573	717	861	1005
1453.37 - 1456.69	15	15	67	203	323	476	572	716	860	1004
1456.70 - 1460.03	15	15	66	202	322	475	571	715	859	1003
1460.04 - 1463.36	15	15	65	201	321	474	570	714	858	1002
1463.37 - 1466.69	15	15	64	200	320	473	569	713	857	1001
1466.70 - 1470.03	15	15	63	199	319	472	568	712	856	1000
1470.04 - 1473.36	15	15	62	198	318	471	567	711	855	999
1473.37 - 1476.69	15	15	61	197	317	470	566	710	854	998
1476.70 - 1480.03	15	15	60	196	316	469	565	709	853	997
1480.04 - 1483.36	15	15	59	195	315	468	564	708	852	996
1483.37 - 1486.69	15	15	58	194	314	467	563	707	851	995
1486.70 - 1490.03	15	15	57	193	313	466	562	706	850	994
1490.04 - 1493.36	15	15	56	192	312	465	561	705	849	993
1493.37 - 1496.69	15	15	55	191	311	464	560	704	848	992
1496.70 - 1500.03	15	15	54	190	310	463	559	703	847	991
1500.04 - 1503.36	15	15	53	189	309	462	558	702	846	990
1503.37 - 1506.69	15	15	52	188	308	461	557	701	845	989
1506.70 - 1510.03	15	15	51	187	307	460	556	700	844	988
1510.04 - 1513.36	15	15	50	186	306	459	555	699	843	987
1513.37 - 1516.69	15	15	49	185	305	458	554	698	842	986
1516.70 - 1520.03	15	15	48	184	304	457	553	697	841	985
1520.04 - 1523.36	15	15	47	183	303	456	552	696	840	984
1523.37 - 1526.69	15	15	46	182	302	455	551	695	839	983
1526.70 - 1530.03	15	15	45	181	301	454	550	694	838	982
1530.04 - 1533.36	15	15	44	180	300	453	549	693	837	981
1533.37 - 1536.69	15	15	43	179	299	452	548	692	836	980
1536.70 - 1540.03	15	15	42	178	298	451	547	691	835	979
1540.04 - 1543.36	15	15	41	177	297	450	546	690	834	978
1543.37 - 1546.69	15	15	40	176	296	449	545	689	833	977
1546.70 - 1550.03	15	15	39	175	295	448	544	688	832	976
1550.04 - 1553.36	15	15	38	174	294	447	543	687	831	975



Basis of Issuance  
 October 1, 2017  
 Allotments by Household Size  
 Number of Persons in Household  
 Reduction Amt: 30%

Monthly Net Income	----- Coupon / EBT Allotments by Household Size -----									
	Number of Persons in the Household									
	1 Person	2 Persons	3 Persons	4 Persons	5 Persons	6 Persons	7 Persons	8 Persons	9 Persons	10 Persons
1553.37 - 1556.69	15	15	37	173	293	446	542	686	830	974
1556.70 - 1560.03	15	15	36	172	292	445	541	685	829	973
1560.04 - 1563.36	15	15	35	171	291	444	540	684	828	972
1563.37 - 1566.69	15	15	34	170	290	443	539	683	827	971
1566.70 - 1570.03	15	15	33	169	289	442	538	682	826	970
1570.04 - 1573.36	15	15	32	168	288	441	537	681	825	969
1573.37 - 1576.69	15	15	31	167	287	440	536	680	824	968
1576.70 - 1580.03	15	15	30	166	286	439	535	679	823	967
1580.04 - 1583.36	15	15	29	165	285	438	534	678	822	966
1583.37 - 1586.69	15	15	28	164	284	437	533	677	821	965
1586.70 - 1590.03	15	15	27	163	283	436	532	676	820	964
1590.04 - 1593.36	15	15	26	162	282	435	531	675	819	963
1593.37 - 1596.69	15	15	25	161	281	434	530	674	818	962
1596.70 - 1600.03	15	15	24	160	280	433	529	673	817	961
1600.04 - 1603.36	15	15	23	159	279	432	528	672	816	960
1603.37 - 1606.69	15	15	22	158	278	431	527	671	815	959
1606.70 - 1610.03	15	15	21	157	277	430	526	670	814	958
1610.04 - 1613.36	15	15	20	156	276	429	525	669	813	957
1613.37 - 1616.69	15	15	19	155	275	428	524	668	812	956
1616.70 - 1620.03	15	15	18	154	274	427	523	667	811	955
1620.04 - 1623.36	15	15	17	153	273	426	522	666	810	954
1623.37 - 1626.69	15	15	16	152	272	425	521	665	809	953
1626.70 - 1630.03	15	15	15	151	271	424	520	664	808	952
1630.04 - 1633.36	15	15	14	150	270	423	519	663	807	951
1633.37 - 1636.69	15	15	13	149	269	422	518	662	806	950
1636.70 - 1640.03	15	15	12	148	268	421	517	661	805	949
1640.04 - 1643.36	15	15	11	147	267	420	516	660	804	948
1643.37 - 1646.69	15	15	10	146	266	419	515	659	803	947
1646.70 - 1650.03	15	15	9	145	265	418	514	658	802	946
1650.04 - 1653.36	15	15	8	144	264	417	513	657	801	945
1653.37 - 1656.69	15	15	7	143	263	416	512	656	800	944
1656.70 - 1660.03	15	15	6	142	262	415	511	655	799	943
1660.04 - 1663.36		15	6	141	261	414	510	654	798	942
1663.37 - 1666.69		15	4	140	260	413	509	653	797	941

SAMPLE

Basis of Issuance  
 October 1, 2017  
 Allotments by Household Size  
 Number of Persons in Household  
 Reduction Amt: 30%

Monthly Net Income	----- Coupon / EBT Allotments by Household Size -----									
	Number of Persons in the Household									
	1 Person	2 Persons	3 Persons	4 Persons	5 Persons	6 Persons	7 Persons	8 Persons	9 Persons	10 Persons
1666.70 - 1670.03		15	4	139	259	412	508	652	796	940
1670.04 - 1673.36		15	2	138	258	411	507	651	795	939
1673.37 - 1676.69		15	2	137	257	410	506	650	794	938
1676.70 - 1680.03		15		136	256	409	505	649	793	937
1680.04 - 1683.36		15		135	255	408	504	648	792	936
1683.37 - 1686.69		15		134	254	407	503	647	791	935
1686.70 - 1690.03		15		133	253	406	502	646	790	934
1690.04 - 1693.36		15		132	252	405	501	645	789	933
1693.37 - 1696.69		15		131	251	404	500	644	788	932
1696.70 - 1700.03		15		130	250	403	499	643	787	931
1700.04 - 1703.36		15		129	249	402	498	642	786	930
1703.37 - 1706.69		15		128	248	401	497	641	785	929
1706.70 - 1710.03		15		127	247	400	496	640	784	928
1710.04 - 1713.36		15		126	246	399	495	639	783	927
1713.37 - 1716.69		15		125	245	398	494	638	782	926
1716.70 - 1720.03		15		124	244	397	493	637	781	925
1720.04 - 1723.36		15		123	243	396	492	636	780	924
1723.37 - 1726.69		15		122	242	395	491	635	779	923
1726.70 - 1730.03		15		121	241	394	490	634	778	922
1730.04 - 1733.36		15		120	240	393	489	633	777	921
1733.37 - 1736.69		15		119	239	392	488	632	776	920
1736.70 - 1740.03		15		118	238	391	487	631	775	919
1740.04 - 1743.36		15		117	237	390	486	630	774	918
1743.37 - 1746.69		15		116	236	389	485	629	773	917
1746.70 - 1750.03		15		115	235	388	484	628	772	916
1750.04 - 1753.36		15		114	234	387	483	627	771	915
1753.37 - 1756.69		15		113	233	386	482	626	770	914
1756.70 - 1760.03		15		112	232	385	481	625	769	913
1760.04 - 1763.36		15		111	231	384	480	624	768	912
1763.37 - 1766.69		15		110	230	383	479	623	767	911
1766.70 - 1770.03		15		109	229	382	478	622	766	910
1770.04 - 1773.36		15		108	228	381	477	621	765	909
1773.37 - 1776.69		15		107	227	380	476	620	764	908

SAMPLE

Basis of Issuance  
 October 1, 2017  
 Allotments by Household Size  
 Number of Persons in Household  
 Reduction Amt: 30%

Monthly Net Income	----- Coupon / EBT Allotments by Household Size -----									
	Number of Persons in the Household									
	1 Person	2 Persons	3 Persons	4 Persons	5 Persons	6 Persons	7 Persons	8 Persons	9 Persons	10 Persons
1776.70 - 1780.03		15		106	226	379	475	619	763	907
1780.04 - 1783.36		15		105	225	378	474	618	762	906
1783.37 - 1786.69		15		104	224	377	473	617	761	905
1786.70 - 1790.03		15		103	223	376	472	616	760	904
1790.04 - 1793.36		15		102	222	375	471	615	759	903
1793.37 - 1796.69		15		101	221	374	470	614	758	902
1796.70 - 1800.03		15		100	220	373	469	613	757	901
1800.04 - 1803.36		15		99	219	372	468	612	756	900
1803.37 - 1806.69		15		98	218	371	467	611	755	899
1806.70 - 1810.03		15		97	217	370	466	610	754	898
1810.04 - 1813.36		15		96	216	369	465	609	753	897
1813.37 - 1816.69		15		95	215	368	464	608	752	896
1816.70 - 1820.03		15		94	214	367	463	607	751	895
1820.04 - 1823.36		15		93	213	366	462	606	750	894
1823.37 - 1826.69		15		92	212	365	461	605	749	893
1826.70 - 1830.03		15		91	211	364	460	604	748	892
1830.04 - 1833.36		15		90	210	363	459	603	747	891
1833.37 - 1836.69		15		89	209	362	458	602	746	890
1836.70 - 1840.03		15		88	208	361	457	601	745	889
1840.04 - 1843.36		15		87	207	360	456	600	744	888
1843.37 - 1846.69		15		86	206	359	455	599	743	887
1846.70 - 1850.03		15		85	205	358	454	598	742	886
1850.04 - 1853.36		15		84	204	357	453	597	741	885
1853.37 - 1856.69		15		83	203	356	452	596	740	884
1856.70 - 1860.03		15		82	202	355	451	595	739	883
1860.04 - 1863.36		15		81	201	354	450	594	738	882
1863.37 - 1866.69		15		80	200	353	449	593	737	881
1866.70 - 1870.03		15		79	199	352	448	592	736	880
1870.04 - 1873.36		15		78	198	351	447	591	735	879
1873.37 - 1876.69		15		77	197	350	446	590	734	878
1876.70 - 1880.03		15		76	196	349	445	589	733	877
1880.04 - 1883.36		15		75	195	348	444	588	732	876
1883.37 - 1886.69		15		74	194	347	443	587	731	875
1886.70 - 1890.03		15		73	193	346	442	586	730	874

SAMPLE

Basis of Issuance  
 October 1, 2017  
 Allotments by Household Size  
 Number of Persons in Household  
 Reduction Amt: 30%

Monthly Net Income	----- Coupon / EBT Allotments by Household Size -----									
	Number of Persons in the Household									
	1 Person	2 Persons	3 Persons	4 Persons	5 Persons	6 Persons	7 Persons	8 Persons	9 Persons	10 Persons
1890.04 - 1893.36		15		72	192	345	441	585	729	873
1893.37 - 1896.69		15		71	191	344	440	584	728	872
1896.70 - 1900.03		15		70	190	343	439	583	727	871
1900.04 - 1903.36		15		69	189	342	438	582	726	870
1903.37 - 1906.69		15		68	188	341	437	581	725	869
1906.70 - 1910.03		15		67	187	340	436	580	724	868
1910.04 - 1913.36		15		66	186	339	435	579	723	867
1913.37 - 1916.69		15		65	185	338	434	578	722	866
1916.70 - 1920.03		15		64	184	337	433	577	721	865
1920.04 - 1923.36		15		63	183	336	432	576	720	864
1923.37 - 1926.69		15		62	182	335	431	575	719	863
1926.70 - 1930.03		15		61	181	334	430	574	718	862
1930.04 - 1933.36		15		60	180	333	429	573	717	861
1933.37 - 1936.69		15		59	179	332	428	572	716	860
1936.70 - 1940.03		15		58	178	331	427	571	715	859
1940.04 - 1943.36		15		57	177	330	426	570	714	858
1943.37 - 1946.69		15		56	176	329	425	569	713	857
1946.70 - 1950.03		15		55	175	328	424	568	712	856
1950.04 - 1953.36		15		54	174	327	423	567	711	855
1953.37 - 1956.69		15		53	173	326	422	566	710	854
1956.70 - 1960.03		15		52	172	325	421	565	709	853
1960.04 - 1963.36		15		51	171	324	420	564	708	852
1963.37 - 1966.69		15		50	170	323	419	563	707	851
1966.70 - 1970.03		15		49	169	322	418	562	706	850
1970.04 - 1973.36		15		48	168	321	417	561	705	849
1973.37 - 1976.69		15		47	167	320	416	560	704	848
1976.70 - 1980.03		15		46	166	319	415	559	703	847
1980.04 - 1983.36		15		45	165	318	414	558	702	846
1983.37 - 1986.69		15		44	164	317	413	557	701	845
1986.70 - 1990.03		15		43	163	316	412	556	700	844
1990.04 - 1993.36		15		42	162	315	411	555	699	843
1993.37 - 1996.69		15		41	161	314	410	554	698	842
1996.70 - 2000.03		15		40	160	313	409	553	697	841

SAMPLE

Basis of Issuance  
 October 1, 2017  
 Allotments by Household Size  
 Number of Persons in Household  
 Reduction Amt: 30%

Monthly Net Income	----- Coupon / EBT Allotments by Household Size -----									
	Number of Persons in the Household									
	1 Person	2 Persons	3 Persons	4 Persons	5 Persons	6 Persons	7 Persons	8 Persons	9 Persons	10 Persons
2000.04 - 2003.36		15		39	159	312	408	552	696	840
2003.37 - 2006.69		15		38	158	311	407	551	695	839
2006.70 - 2010.03		15		37	157	310	406	550	694	838
2010.04 - 2013.36		15		36	156	309	405	549	693	837
2013.37 - 2016.69		15		35	155	308	404	548	692	836
2016.70 - 2020.03		15		34	154	307	403	547	691	835
2020.04 - 2023.36		15		33	153	306	402	546	690	834
2023.37 - 2026.69		15		32	152	305	401	545	689	833
2026.70 - 2030.03		15		31	151	304	400	544	688	832
2030.04 - 2033.36		15		30	150	303	399	543	687	831
2033.37 - 2036.69		15		29	149	302	398	542	686	830
2036.70 - 2040.03		15		28	148	301	397	541	685	829
2040.04 - 2043.36		15		27	147	300	396	540	684	828
2043.37 - 2046.69		15		26	146	299	395	539	683	827
2046.70 - 2050.03		15		25	145	298	394	538	682	826
2050.04 - 2053.36		15		24	144	297	393	537	681	825
2053.37 - 2056.69		15		23	143	296	392	536	680	824
2056.70 - 2060.03		15		22	142	295	391	535	679	823
2060.04 - 2063.36		15		21	141	294	390	534	678	822
2063.37 - 2066.69		15		20	140	293	389	533	677	821
2066.70 - 2070.03		15		19	139	292	388	532	676	820
2070.04 - 2073.36		15		18	138	291	387	531	675	819
2073.37 - 2076.69		15		17	137	290	386	530	674	818
2076.70 - 2080.03		15		16	136	289	385	529	673	817
2080.04 - 2083.36		15		15	135	288	384	528	672	816
2083.37 - 2086.69		15		14	134	287	383	527	671	815
2086.70 - 2090.03		15		13	133	286	382	526	670	814
2090.04 - 2093.36		15		12	132	285	381	525	669	813
2093.37 - 2096.69		15		11	131	284	380	524	668	812
2096.70 - 2100.03		15		10	130	283	379	523	667	811
2100.04 - 2103.36		15		9	129	282	378	522	666	810
2103.37 - 2106.69		15		8	128	281	377	521	665	809
2106.70 - 2110.03		15		7	127	280	376	520	664	808

SAMPLE

Basis of Issuance  
 October 1, 2017  
 Allotments by Household Size  
 Number of Persons in Household  
 Reduction Amt: 30%

Monthly Net Income	----- Coupon / EBT Allotments by Household Size -----									
	Number of Persons in the Household									
	1 Person	2 Persons	3 Persons	4 Persons	5 Persons	6 Persons	7 Persons	8 Persons	9 Persons	10 Persons
2110.04 - 2113.36		15		6	126	279	375	519	663	807
2113.37 - 2116.69		15		6	125	278	374	518	662	806
2116.70 - 2120.03		15		4	124	277	373	517	661	805
2120.04 - 2123.36		15		4	123	276	372	516	660	804
2123.37 - 2126.69		15		2	122	275	371	515	659	803
2126.70 - 2130.03		15		2	121	274	370	514	658	802
2130.04 - 2133.36		15			120	273	369	513	657	801
2133.37 - 2136.69		15			119	272	368	512	656	800
2136.70 - 2140.03		15			118	271	367	511	655	799
2140.04 - 2143.36		15			117	270	366	510	654	798
2143.37 - 2146.69		15			116	269	365	509	653	797
2146.70 - 2150.03		15			115	268	364	508	652	796
2150.04 - 2153.36		15			114	267	363	507	651	795
2153.37 - 2156.69		15			113	266	362	506	650	794
2156.70 - 2160.03		15			112	265	361	505	649	793
2160.04 - 2163.36		15			111	264	360	504	648	792
2163.37 - 2166.69		15			110	263	359	503	647	791
2166.70 - 2170.03		15			109	262	358	502	646	790
2170.04 - 2173.36		15			108	261	357	501	645	789
2173.37 - 2176.69		15			107	260	356	500	644	788
2176.70 - 2180.03		15			106	259	355	499	643	787
2180.04 - 2183.36		15			105	258	354	498	642	786
2183.37 - 2186.69		15			104	257	353	497	641	785
2186.70 - 2190.03		15			103	256	352	496	640	784
2190.04 - 2193.36		15			102	255	351	495	639	783
2193.37 - 2196.69		15			101	254	350	494	638	782
2196.70 - 2200.03		15			100	253	349	493	637	781
2200.04 - 2203.36		15			99	252	348	492	636	780
2203.37 - 2206.69		15			98	251	347	491	635	779
2206.70 - 2210.03		15			97	250	346	490	634	778
2210.04 - 2213.36		15			96	249	345	489	633	777
2213.37 - 2216.69		15			95	248	344	488	632	776
2216.70 - 2220.03		15			94	247	343	487	631	775
2220.04 - 2223.36		15			93	246	342	486	630	774

SAMPLE

Basis of Issuance  
 October 1, 2017  
 Allotments by Household Size  
 Number of Persons in Household  
 Reduction Amt: 30%

Monthly Net Income	----- Coupon / EBT Allotments by Household Size -----									
	Number of Persons in the Household									
	1 Person	2 Persons	3 Persons	4 Persons	5 Persons	6 Persons	7 Persons	8 Persons	9 Persons	10 Persons
2223.37 - 2226.69		15			92	245	341	485	629	773
2226.70 - 2230.03		15			91	244	340	484	628	772
2230.04 - 2233.36		15			90	243	339	483	627	771
2233.37 - 2236.69					89	242	338	482	626	770
2236.70 - 2240.03					88	241	337	481	625	769
2240.04 - 2243.36					87	240	336	480	624	768
2243.37 - 2246.69					86	239	335	479	623	767
2246.70 - 2250.03					85	238	334	478	622	766
2250.04 - 2253.36					84	237	333	477	621	765
2253.37 - 2256.69					83	236	332	476	620	764
2256.70 - 2260.03					82	235	331	475	619	763
2260.04 - 2263.36					81	234	330	474	618	762
2263.37 - 2266.69					80	233	329	473	617	761
2266.70 - 2270.03					79	232	328	472	616	760
2270.04 - 2273.36					78	231	327	471	615	759
2273.37 - 2276.69					77	230	326	470	614	758
2276.70 - 2280.03					76	229	325	469	613	757
2280.04 - 2283.36					75	228	324	468	612	756
2283.37 - 2286.69					74	227	323	467	611	755
2286.70 - 2290.03					73	226	322	466	610	754
2290.04 - 2293.36					72	225	321	465	609	753
2293.37 - 2296.69					71	224	320	464	608	752
2296.70 - 2300.03					70	223	319	463	607	751
2300.04 - 2303.36					69	222	318	462	606	750
2303.37 - 2306.69					68	221	317	461	605	749
2306.70 - 2310.03					67	220	316	460	604	748
2310.04 - 2313.36					66	219	315	459	603	747
2313.37 - 2316.69					65	218	314	458	602	746
2316.70 - 2320.03					64	217	313	457	601	745
2320.04 - 2323.36					63	216	312	456	600	744
2323.37 - 2326.69					62	215	311	455	599	743
2326.70 - 2330.03					61	214	310	454	598	742
2330.04 - 2333.36					60	213	309	453	597	741

SAMPLE



Basis of Issuance  
 October 1, 2017  
 Allotments by Household Size  
 Number of Persons in Household  
 Reduction Amt: 30%

Monthly Net Income	----- Coupon / EBT Allotments by Household Size -----									
	Number of Persons in the Household									
	1 Person	2 Persons	3 Persons	4 Persons	5 Persons	6 Persons	7 Persons	8 Persons	9 Persons	10 Persons
2333.37 - 2336.69					59	212	308	452	596	740
2336.70 - 2340.03					58	211	307	451	595	739
2340.04 - 2343.36					57	210	306	450	594	738
2343.37 - 2346.69					56	209	305	449	593	737
2346.70 - 2350.03					55	208	304	448	592	736
2350.04 - 2353.36					54	207	303	447	591	735
2353.37 - 2356.69					53	206	302	446	590	734
2356.70 - 2360.03					52	205	301	445	589	733
2360.04 - 2363.36					51	204	300	444	588	732
2363.37 - 2366.69					50	203	299	443	587	731
2366.70 - 2370.03					49	202	298	442	586	730
2370.04 - 2373.36					48	201	297	441	585	729
2373.37 - 2376.69					47	200	296	440	584	728
2376.70 - 2380.03					46	199	295	439	583	727
2380.04 - 2383.36					45	198	294	438	582	726
2383.37 - 2386.69					44	197	293	437	581	725
2386.70 - 2390.03					43	196	292	436	580	724
2390.04 - 2393.36					42	195	291	435	579	723
2393.37 - 2396.69					41	194	290	434	578	722
2396.70 - 2400.03					40	193	289	433	577	721
2400.04 - 2403.36					39	192	288	432	576	720
2403.37 - 2406.69					38	191	287	431	575	719
2406.70 - 2410.03					37	190	286	430	574	718
2410.04 - 2413.36					36	189	285	429	573	717
2413.37 - 2416.69					35	188	284	428	572	716
2416.70 - 2420.03					34	187	283	427	571	715
2420.04 - 2423.36					33	186	282	426	570	714
2423.37 - 2426.69					32	185	281	425	569	713
2426.70 - 2430.03					31	184	280	424	568	712
2430.04 - 2433.36					30	183	279	423	567	711
2433.37 - 2436.69					29	182	278	422	566	710
2436.70 - 2440.03					28	181	277	421	565	709
2440.04 - 2443.36					27	180	276	420	564	708
2443.37 - 2446.69					26	179	275	419	563	707

SAMPLE

Basis of Issuance  
 October 1, 2017  
 Allotments by Household Size  
 Number of Persons in Household  
 Reduction Amt: 30%

Monthly Net Income	----- Coupon / EBT Allotments by Household Size -----									
	Number of Persons in the Household									
	1 Person	2 Persons	3 Persons	4 Persons	5 Persons	6 Persons	7 Persons	8 Persons	9 Persons	10 Persons
2446.70 - 2450.03					25	178	274	418	562	706
2450.04 - 2453.36					24	177	273	417	561	705
2453.37 - 2456.69					23	176	272	416	560	704
2456.70 - 2460.03					22	175	271	415	559	703
2460.04 - 2463.36					21	174	270	414	558	702
2463.37 - 2466.69					20	173	269	413	557	701
2466.70 - 2470.03					19	172	268	412	556	700
2470.04 - 2473.36					18	171	267	411	555	699
2473.37 - 2476.69					17	170	266	410	554	698
2476.70 - 2480.03					16	169	265	409	553	697
2480.04 - 2483.36					15	168	264	408	552	696
2483.37 - 2486.69					14	167	263	407	551	695
2486.70 - 2490.03					13	166	262	406	550	694
2490.04 - 2493.36					12	165	261	405	549	693
2493.37 - 2496.69					11	164	260	404	548	692
2496.70 - 2500.03					10	163	259	403	547	691
2500.04 - 2503.36					9	162	258	402	546	690
2503.37 - 2506.69					8	161	257	401	545	689
2506.70 - 2510.03					7	160	256	400	544	688
2510.04 - 2513.36					6	159	255	399	543	687
2513.37 - 2516.69					6	158	254	398	542	686
2516.70 - 2520.03					4	157	253	397	541	685
2520.04 - 2523.36					4	156	252	396	540	684
2523.37 - 2526.69					2	155	251	395	539	683
2526.70 - 2530.03					2	154	250	394	538	682
2530.04 - 2533.36						153	249	393	537	681
2533.37 - 2536.69						152	248	392	536	680
2536.70 - 2540.03						151	247	391	535	679
2540.04 - 2543.36						150	246	390	534	678
2543.37 - 2546.69						149	245	389	533	677
2546.70 - 2550.03						148	244	388	532	676
2550.04 - 2553.36						147	243	387	531	675
2553.37 - 2556.69						146	242	386	530	674

SAMPLE

Basis of Issuance  
 October 1, 2017  
 Allotments by Household Size  
 Number of Persons in Household

Reduction Amt: 30%

Monthly Net Income	----- Coupon / EBT Allotments by Household Size -----									
	Number of Persons in the Household									
	1 Person	2 Persons	3 Persons	4 Persons	5 Persons	6 Persons	7 Persons	8 Persons	9 Persons	10 Persons
2556.70 - 2560.03						145	241	385	529	673
2560.04 - 2563.36						144	240	384	528	672
2563.37 - 2566.69						143	239	383	527	671
2566.70 - 2570.03						142	238	382	526	670
2570.04 - 2573.36						141	237	381	525	669
2573.37 - 2576.69						140	236	380	524	668
2576.70 - 2580.03						139	235	379	523	667
2580.04 - 2583.36						138	234	378	522	666
2583.37 - 2586.69						137	233	377	521	665
2586.70 - 2590.03						136	232	376	520	664
2590.04 - 2593.36						135	231	375	519	663
2593.37 - 2596.69						134	230	374	518	662
2596.70 - 2600.03						133	229	373	517	661
2600.04 - 2603.36						132	228	372	516	660
2603.37 - 2606.69						131	227	371	515	659
2606.70 - 2610.03						130	226	370	514	658
2610.04 - 2613.36						129	225	369	513	657
2613.37 - 2616.69						128	224	368	512	656
2616.70 - 2620.03						127	223	367	511	655
2620.04 - 2623.36						126	222	366	510	654
2623.37 - 2626.69						125	221	365	509	653
2626.70 - 2630.03						124	220	364	508	652
2630.04 - 2633.36						123	219	363	507	651
2633.37 - 2636.69						122	218	362	506	650
2636.70 - 2640.03						121	217	361	505	649
2640.04 - 2643.36						120	216	360	504	648
2643.37 - 2646.69						119	215	359	503	647
2646.70 - 2650.03						118	214	358	502	646
2650.04 - 2653.36						117	213	357	501	645
2653.37 - 2656.69						116	212	356	500	644
2656.70 - 2660.03						115	211	355	499	643
2660.04 - 2663.36						114	210	354	498	642
2663.37 - 2666.69						113	209	353	497	641
2666.70 - 2670.03						112	208	352	496	640

SAMPLE

Basis of Issuance  
 October 1, 2017  
 Allotments by Household Size  
 Number of Persons in Household  
 Reduction Amt: 30%

Monthly Net Income	----- Coupon / EBT Allotments by Household Size -----									
	Number of Persons in the Household									
	1 Person	2 Persons	3 Persons	4 Persons	5 Persons	6 Persons	7 Persons	8 Persons	9 Persons	10 Persons
2670.04 - 2673.36						111	207	351	495	639
2673.37 - 2676.69						110	206	350	494	638
2676.70 - 2680.03						109	205	349	493	637
2680.04 - 2683.36						108	204	348	492	636
2683.37 - 2686.69						107	203	347	491	635
2686.70 - 2690.03						106	202	346	490	634
2690.04 - 2693.36						105	201	345	489	633
2693.37 - 2696.69						104	200	344	488	632
2696.70 - 2700.03						103	199	343	487	631
2700.04 - 2703.36						102	198	342	486	630
2703.37 - 2706.69						101	197	341	485	629
2706.70 - 2710.03						100	196	340	484	628
2710.04 - 2713.36						99	195	339	483	627
2713.37 - 2716.69						98	194	338	482	626
2716.70 - 2720.03						97	193	337	481	625
2720.04 - 2723.36						96	192	336	480	624
2723.37 - 2726.69						95	191	335	479	623
2726.70 - 2730.03						94	190	334	478	622
2730.04 - 2733.36						93	189	333	477	621
2733.37 - 2736.69						92	188	332	476	620
2736.70 - 2740.03						91	187	331	475	619
2740.04 - 2743.36						90	186	330	474	618
2743.37 - 2746.69						89	185	329	473	617
2746.70 - 2750.03						88	184	328	472	616
2750.04 - 2753.36						87	183	327	471	615
2753.37 - 2756.69						86	182	326	470	614
2756.70 - 2760.03						85	181	325	469	613
2760.04 - 2763.36						84	180	324	468	612
2763.37 - 2766.69						83	179	323	467	611
2766.70 - 2770.03						82	178	322	466	610
2770.04 - 2773.36						81	177	321	465	609
2773.37 - 2776.69						80	176	320	464	608
2776.70 - 2780.03						79	175	319	463	607

SAMPLE

Basis of Issuance  
 October 1, 2017  
 Allotments by Household Size  
 Number of Persons in Household  
 Reduction Amt: 30%

Monthly Net Income	----- Coupon / EBT Allotments by Household Size -----									
	Number of Persons in the Household									
	1 Person	2 Persons	3 Persons	4 Persons	5 Persons	6 Persons	7 Persons	8 Persons	9 Persons	10 Persons
2780.04 - 2783.36						78	174	318	462	606
2783.37 - 2786.69						77	173	317	461	605
2786.70 - 2790.03						76	172	316	460	604
2790.04 - 2793.36						75	171	315	459	603
2793.37 - 2796.69						74	170	314	458	602
2796.70 - 2800.03						73	169	313	457	601
2800.04 - 2803.36						72	168	312	456	600
2803.37 - 2806.69						71	167	311	455	599
2806.70 - 2810.03						70	166	310	454	598
2810.04 - 2813.36						69	165	309	453	597
2813.37 - 2816.69						68	164	308	452	596
2816.70 - 2820.03						67	163	307	451	595
2820.04 - 2823.36						66	162	306	450	594
2823.37 - 2826.69						65	161	305	449	593
2826.70 - 2830.03						64	160	304	448	592
2830.04 - 2833.36						63	159	303	447	591
2833.37 - 2836.69						62	158	302	446	590
2836.70 - 2840.03						61	157	301	445	589
2840.04 - 2843.36						60	156	300	444	588
2843.37 - 2846.69						59	155	299	443	587
2846.70 - 2850.03						58	154	298	442	586
2850.04 - 2853.36						57	153	297	441	585
2853.37 - 2856.69						56	152	296	440	584
2856.70 - 2860.03						55	151	295	439	583
2860.04 - 2863.36						54	150	294	438	582
2863.37 - 2866.69						53	149	293	437	581
2866.70 - 2870.03						52	148	292	436	580
2870.04 - 2873.36						51	147	291	435	579
2873.37 - 2876.69						50	146	290	434	578
2876.70 - 2880.03						49	145	289	433	577
2880.04 - 2883.36						48	144	288	432	576
2883.37 - 2886.69						47	143	287	431	575
2886.70 - 2890.03						46	142	286	430	574

SAMPLE

Basis of Issuance  
 October 1, 2017  
 Allotments by Household Size  
 Number of Persons in Household

Reduction Amt: 30%

Monthly Net Income	----- Coupon / EBT Allotments by Household Size -----									
	Number of Persons in the Household									
	1 Person	2 Persons	3 Persons	4 Persons	5 Persons	6 Persons	7 Persons	8 Persons	9 Persons	10 Persons
2890.04 - 2893.36						45	141	285	429	573
2893.37 - 2896.69						44	140	284	428	572
2896.70 - 2900.03						43	139	283	427	571
2900.04 - 2903.36						42	138	282	426	570
2903.37 - 2906.69						41	137	281	425	569
2906.70 - 2910.03						40	136	280	424	568
2910.04 - 2913.36						39	135	279	423	567
2913.37 - 2916.69						38	134	278	422	566
2916.70 - 2920.03						37	133	277	421	565
2920.04 - 2923.36						36	132	276	420	564
2923.37 - 2926.69						35	131	275	419	563
2926.70 - 2930.03						34	130	274	418	562
2930.04 - 2933.36						33	129	273	417	561
2933.37 - 2936.69						32	128	272	416	560
2936.70 - 2940.03						31	127	271	415	559
2940.04 - 2943.36						30	126	270	414	558
2943.37 - 2946.69						29	125	269	413	557
2946.70 - 2950.03						28	124	268	412	556
2950.04 - 2953.36						27	123	267	411	555
2953.37 - 2956.69						26	122	266	410	554
2956.70 - 2960.03						25	121	265	409	553
2960.04 - 2963.36						24	120	264	408	552
2963.37 - 2966.69						23	119	263	407	551
2966.70 - 2970.03						22	118	262	406	550
2970.04 - 2973.36						21	117	261	405	549
2973.37 - 2976.69						20	116	260	404	548
2976.70 - 2980.03						19	115	259	403	547
2980.04 - 2983.36						18	114	258	402	546
2983.37 - 2986.69						17	113	257	401	545
2986.70 - 2990.03						16	112	256	400	544
2990.04 - 2993.36						15	111	255	399	543
2993.37 - 2996.69						14	110	254	398	542
2996.70 - 3000.03						13	109	253	397	541
3000.04 - 3003.36						12	108	252	396	540

SAMPLE

Basis of Issuance  
 October 1, 2017  
 Allotments by Household Size  
 Number of Persons in Household

Reduction Amt: 30%

Monthly Net Income	----- Coupon / EBT Allotments by Household Size -----									
	Number of Persons in the Household									
	1 Person	2 Persons	3 Persons	4 Persons	5 Persons	6 Persons	7 Persons	8 Persons	9 Persons	10 Persons
3003.37 - 3006.69						11	107	251	395	539
3006.70 - 3010.03						10	106	250	394	538
3010.04 - 3013.36					9		105	249	393	537
3013.37 - 3016.69					8		104	248	392	536
3016.70 - 3020.03					7		103	247	391	535
3020.04 - 3023.36					6		102	246	390	534
3023.37 - 3026.69					6		101	245	389	533
3026.70 - 3030.03					4		100	244	388	532
3030.04 - 3033.36					4		99	243	387	531
3033.37 - 3036.69					2		98	242	386	530
3036.70 - 3040.03					2		97	241	385	529
3040.04 - 3043.36							96	240	384	528
3043.37 - 3046.69							95	239	383	527
3046.70 - 3050.03							94	238	382	526
3050.04 - 3053.36							93	237	381	525
3053.37 - 3056.69							92	236	380	524
3056.70 - 3060.03							91	235	379	523
3060.04 - 3063.36							90	234	378	522
3063.37 - 3066.69							89	233	377	521
3066.70 - 3070.03							88	232	376	520
3070.04 - 3073.36							87	231	375	519
3073.37 - 3076.69							86	230	374	518
3076.70 - 3080.03							85	229	373	517
3080.04 - 3083.36							84	228	372	516
3083.37 - 3086.69							83	227	371	515
3086.70 - 3090.03							82	226	370	514
3090.04 - 3093.36							81	225	369	513
3093.37 - 3096.69							80	224	368	512
3096.70 - 3100.03							79	223	367	511
3100.04 - 3103.36							78	222	366	510
3103.37 - 3106.69							77	221	365	509
3106.70 - 3110.03							76	220	364	508
3110.04 - 3113.36							75	219	363	507

SAMPLE

Basis of Issuance  
 October 1, 2017  
 Allotments by Household Size  
 Number of Persons in Household  
 Reduction Amt: 30%

Monthly Net Income	----- Coupon / EBT Allotments by Household Size -----									
	Number of Persons in the Household									
	1 Person	2 Persons	3 Persons	4 Persons	5 Persons	6 Persons	7 Persons	8 Persons	9 Persons	10 Persons
3113.37 - 3116.69							74	218	362	506
3116.70 - 3120.03							73	217	361	505
3120.04 - 3123.36							72	216	360	504
3123.37 - 3126.69							71	215	359	503
3126.70 - 3130.03							70	214	358	502
3130.04 - 3133.36							69	213	357	501
3133.37 - 3136.69							68	212	356	500
3136.70 - 3140.03							67	211	355	499
3140.04 - 3143.36							66	210	354	498
3143.37 - 3146.69							65	209	353	497
3146.70 - 3150.03							64	208	352	496
3150.04 - 3153.36							63	207	351	495
3153.37 - 3156.69							62	206	350	494
3156.70 - 3160.03							61	205	349	493
3160.04 - 3163.36							60	204	348	492
3163.37 - 3166.69							59	203	347	491
3166.70 - 3170.03							58	202	346	490
3170.04 - 3173.36							57	201	345	489
3173.37 - 3176.69							56	200	344	488
3176.70 - 3180.03							55	199	343	487
3180.04 - 3183.36							54	198	342	486
3183.37 - 3186.69							53	197	341	485
3186.70 - 3190.03							52	196	340	484
3190.04 - 3193.36							51	195	339	483
3193.37 - 3196.69							50	194	338	482
3196.70 - 3200.03							49	193	337	481
3200.04 - 3203.36							48	192	336	480
3203.37 - 3206.69							47	191	335	479
3206.70 - 3210.03							46	190	334	478
3210.04 - 3213.36							45	189	333	477
3213.37 - 3216.69							44	188	332	476
3216.70 - 3220.03							43	187	331	475
3220.04 - 3223.36							42	186	330	474
3223.37 - 3226.69							41	185	329	473

SAMPLE



Basis of Issuance  
 October 1, 2017  
 Allotments by Household Size  
 Number of Persons in Household

Reduction Amt: 30%

Monthly Net Income	----- Coupon / EBT Allotments by Household Size -----									
	Number of Persons in the Household									
	1 Person	2 Persons	3 Persons	4 Persons	5 Persons	6 Persons	7 Persons	8 Persons	9 Persons	10 Persons
3226.70 - 3230.03							40	184	328	472
3230.04 - 3233.36							39	183	327	471
3233.37 - 3236.69							38	182	326	470
3236.70 - 3240.03							37	181	325	469
3240.04 - 3243.36							36	180	324	468
3243.37 - 3246.69							35	179	323	467
3246.70 - 3250.03							34	178	322	466
3250.04 - 3253.36							33	177	321	465
3253.37 - 3256.69							32	176	320	464
3256.70 - 3260.03							31	175	319	463
3260.04 - 3263.36							30	174	318	462
3263.37 - 3266.69							29	173	317	461
3266.70 - 3270.03							28	172	316	460
3270.04 - 3273.36							27	171	315	459
3273.37 - 3276.69							26	170	314	458
3276.70 - 3280.03							25	169	313	457
3280.04 - 3283.36							24	168	312	456
3283.37 - 3286.69							23	167	311	455
3286.70 - 3290.03							22	166	310	454
3290.04 - 3293.36							21	165	309	453
3293.37 - 3296.69							20	164	308	452
3296.70 - 3300.03							19	163	307	451
3300.04 - 3303.36							18	162	306	450
3303.37 - 3306.69							17	161	305	449
3306.70 - 3310.03							16	160	304	448
3310.04 - 3313.36							15	159	303	447
3313.37 - 3316.69							14	158	302	446
3316.70 - 3320.03							13	157	301	445
3320.04 - 3323.36							12	156	300	444
3323.37 - 3326.69							11	155	299	443
3326.70 - 3330.03							10	154	298	442
3330.04 - 3333.36							9	153	297	441
3333.37 - 3336.69							8	152	296	440

SAMPLE

Basis of Issuance  
 October 1, 2017  
 Allotments by Household Size  
 Number of Persons in Household  
 Reduction Amt: 30%

Monthly Net Income	----- Coupon / EBT Allotments by Household Size -----									
	Number of Persons in the Household									
	1 Person	2 Persons	3 Persons	4 Persons	5 Persons	6 Persons	7 Persons	8 Persons	9 Persons	10 Persons
3336.70 - 3340.03							7	151	295	439
3340.04 - 3343.36							6	150	294	438
3343.37 - 3346.69							6	149	293	437
3346.70 - 3350.03							4	148	292	436
3350.04 - 3353.36							4	147	291	435
3353.37 - 3356.69							2	146	290	434
3356.70 - 3360.03							2	145	289	433
3360.04 - 3363.36								144	288	432
3363.37 - 3366.69								143	287	431
3366.70 - 3370.03								142	286	430
3370.04 - 3373.36								141	285	429
3373.37 - 3376.69								140	284	428
3376.70 - 3380.03								139	283	427
3380.04 - 3383.36								138	282	426
3383.37 - 3386.69								137	281	425
3386.70 - 3390.03								136	280	424
3390.04 - 3393.36								135	279	423
3393.37 - 3396.69								134	278	422
3396.70 - 3400.03								133	277	421
3400.04 - 3403.36								132	276	420
3403.37 - 3406.69								131	275	419
3406.70 - 3410.03								130	274	418
3410.04 - 3413.36								129	273	417
3413.37 - 3416.69								128	272	416
3416.70 - 3420.03								127	271	415
3420.04 - 3423.36								126	270	414
3423.37 - 3426.69								125	269	413
3426.70 - 3430.03								124	268	412
3430.04 - 3433.36								123	267	411
3433.37 - 3436.69								122	266	410
3436.70 - 3440.03								121	265	409
3440.04 - 3443.36								120	264	408
3443.37 - 3446.69								119	263	407
3446.70 - 3450.03								118	262	406

SAMPLE

Basis of Issuance  
 October 1, 2017  
 Allotments by Household Size  
 Number of Persons in Household  
 Reduction Amt: 30%

Monthly Net Income	----- Coupon / EBT Allotments by Household Size -----									
	Number of Persons in the Household									
	1 Person	2 Persons	3 Persons	4 Persons	5 Persons	6 Persons	7 Persons	8 Persons	9 Persons	10 Persons
3450.04 - 3453.36								117	261	405
3453.37 - 3456.69								116	260	404
3456.70 - 3460.03								115	259	403
3460.04 - 3463.36								114	258	402
3463.37 - 3466.69								113	257	401
3466.70 - 3470.03								112	256	400
3470.04 - 3473.36								111	255	399
3473.37 - 3476.69								110	254	398
3476.70 - 3480.03								109	253	397
3480.04 - 3483.36								108	252	396
3483.37 - 3486.69								107	251	395
3486.70 - 3490.03								106	250	394
3490.04 - 3493.36								105	249	393
3493.37 - 3496.69								104	248	392
3496.70 - 3500.03								103	247	391
3500.04 - 3503.36								102	246	390
3503.37 - 3506.69								101	245	389
3506.70 - 3510.03								100	244	388
3510.04 - 3513.36								99	243	387
3513.37 - 3516.69								98	242	386
3516.70 - 3520.03								97	241	385
3520.04 - 3523.36								96	240	384
3523.37 - 3526.69								95	239	383
3526.70 - 3530.03								94	238	382
3530.04 - 3533.36								93	237	381
3533.37 - 3536.69								92	236	380
3536.70 - 3540.03								91	235	379
3540.04 - 3543.36								90	234	378
3543.37 - 3546.69								89	233	377
3546.70 - 3550.03								88	232	376
3550.04 - 3553.36								87	231	375
3553.37 - 3556.69								86	230	374
3556.70 - 3560.03								85	229	373

SAMPLE

Basis of Issuance  
 October 1, 2017  
 Allotments by Household Size  
 Number of Persons in Household  
 Reduction Amt: 30%

Monthly Net Income	----- Coupon / EBT Allotments by Household Size -----									
	Number of Persons in the Household									
	1 Person	2 Persons	3 Persons	4 Persons	5 Persons	6 Persons	7 Persons	8 Persons	9 Persons	10 Persons
3560.04 - 3563.36								84	228	372
3563.37 - 3566.69								83	227	371
3566.70 - 3570.03								82	226	370
3570.04 - 3573.36								81	225	369
3573.37 - 3576.69								80	224	368
3576.70 - 3580.03								79	223	367
3580.04 - 3583.36								78	222	366
3583.37 - 3586.69								77	221	365
3586.70 - 3590.03								76	220	364
3590.04 - 3593.36								75	219	363
3593.37 - 3596.69								74	218	362
3596.70 - 3600.03								73	217	361
3600.04 - 3603.36								72	216	360
3603.37 - 3606.69								71	215	359
3606.70 - 3610.03								70	214	358
3610.04 - 3613.36								69	213	357
3613.37 - 3616.69								68	212	356
3616.70 - 3620.03								67	211	355
3620.04 - 3623.36								66	210	354
3623.37 - 3626.69								65	209	353
3626.70 - 3630.03								64	208	352
3630.04 - 3633.36								63	207	351
3633.37 - 3636.69								62	206	350
3636.70 - 3640.03								61	205	349
3640.04 - 3643.36								60	204	348
3643.37 - 3646.69								59	203	347
3646.70 - 3650.03								58	202	346
3650.04 - 3653.36								57	201	345
3653.37 - 3656.69								56	200	344
3656.70 - 3660.03								55	199	343
3660.04 - 3663.36								54	198	342
3663.37 - 3666.69								53	197	341
3666.70 - 3670.03								52	196	340

SAMPLE

Basis of Issuance  
 October 1, 2017  
 Allotments by Household Size  
 Number of Persons in Household  
 Reduction Amt: 30%

Monthly Net Income	----- Coupon / EBT Allotments by Household Size -----									
	Number of Persons in the Household									
	1 Person	2 Persons	3 Persons	4 Persons	5 Persons	6 Persons	7 Persons	8 Persons	9 Persons	10 Persons
3670.04 - 3673.36								51	195	339
3673.37 - 3676.69								50	194	338
3676.70 - 3680.03								49	193	337
3680.04 - 3683.36								48	192	336
3683.37 - 3686.69								47	191	335
3686.70 - 3690.03								46	190	334
3690.04 - 3693.36								45	189	333
3693.37 - 3696.69								44	188	332
3696.70 - 3700.03								43	187	331
3700.04 - 3703.36								42	186	330
3703.37 - 3706.69								41	185	329
3706.70 - 3710.03								40	184	328
3710.04 - 3713.36								39	183	327
3713.37 - 3716.69								38	182	326
3716.70 - 3720.03								37	181	325
3720.04 - 3723.36								36	180	324
3723.37 - 3726.69								35	179	323
3726.70 - 3730.03								34	178	322
3730.04 - 3733.36								33	177	321
3733.37 - 3736.69								32	176	320
3736.70 - 3740.03								31	175	319
3740.04 - 3743.36								30	174	318
3743.37 - 3746.69								29	173	317
3746.70 - 3750.03								28	172	316
3750.04 - 3753.36								27	171	315
3753.37 - 3756.69								26	170	314
3756.70 - 3760.03								25	169	313
3760.04 - 3763.36								24	168	312
3763.37 - 3766.69								23	167	311
3766.70 - 3770.03								22	166	310
3770.04 - 3773.36								21	165	309
3773.37 - 3776.69								20	164	308
3776.70 - 3780.03								19	163	307
3780.04 - 3783.36								18	162	306

SAMPLE

Basis of Issuance  
 October 1, 2017  
 Allotments by Household Size  
 Number of Persons in Household  
 Reduction Amt: 30%

Monthly Net Income	----- Coupon / EBT Allotments by Household Size -----									
	Number of Persons in the Household									
	1 Person	2 Persons	3 Persons	4 Persons	5 Persons	6 Persons	7 Persons	8 Persons	9 Persons	10 Persons
3783.37 - 3786.69								17	161	305
3786.70 - 3790.03								16	160	304
3790.04 - 3793.36								15	159	303
3793.37 - 3796.69								14	158	302
3796.70 - 3800.03								13	157	301
3800.04 - 3803.36								12	156	300
3803.37 - 3806.69								11	155	299
3806.70 - 3810.03								10	154	298
3810.04 - 3813.36								9	153	297
3813.37 - 3816.69								8	152	296
3816.70 - 3820.03								7	151	295
3820.04 - 3823.36								6	150	294
3823.37 - 3826.69								6	149	293
3826.70 - 3830.03								4	148	292
3830.04 - 3833.36								4	147	291
3833.37 - 3836.69								2	146	290
3836.70 - 3840.03								2	145	289
3840.04 - 3843.36									144	288
3843.37 - 3846.69									143	287
3846.70 - 3850.03									142	286
3850.04 - 3853.36									141	285
3853.37 - 3856.69									140	284
3856.70 - 3860.03									139	283
3860.04 - 3863.36									138	282
3863.37 - 3866.69									137	281
3866.70 - 3870.03									136	280
3870.04 - 3873.36									135	279
3873.37 - 3876.69									134	278
3876.70 - 3880.03									133	277
3880.04 - 3883.36									132	276
3883.37 - 3886.69									131	275
3886.70 - 3890.03									130	274
3890.04 - 3893.36									129	273

SAMPLE

Basis of Issuance  
 October 1, 2017  
 Allotments by Household Size  
 Number of Persons in Household  
 Reduction Amt: 30%

Monthly Net Income	----- Coupon / EBT Allotments by Household Size -----									
	Number of Persons in the Household									
	1 Person	2 Persons	3 Persons	4 Persons	5 Persons	6 Persons	7 Persons	8 Persons	9 Persons	10 Persons
3893.37 - 3896.69									128	272
3896.70 - 3900.03									127	271
3900.04 - 3903.36									126	270
3903.37 - 3906.69									125	269
3906.70 - 3910.03									124	268
3910.04 - 3913.36									123	267
3913.37 - 3916.69									122	266
3916.70 - 3920.03									121	265
3920.04 - 3923.36									120	264
3923.37 - 3926.69									119	263
3926.70 - 3930.03									118	262
3930.04 - 3933.36									117	261
3933.37 - 3936.69									116	260
3936.70 - 3940.03									115	259
3940.04 - 3943.36									114	258
3943.37 - 3946.69									113	257
3946.70 - 3950.03									112	256
3950.04 - 3953.36									111	255
3953.37 - 3956.69									110	254
3956.70 - 3960.03									109	253
3960.04 - 3963.36									108	252
3963.37 - 3966.69									107	251
3966.70 - 3970.03									106	250
3970.04 - 3973.36									105	249
3973.37 - 3976.69									104	248
3976.70 - 3980.03									103	247
3980.04 - 3983.36									102	246
3983.37 - 3986.69									101	245
3986.70 - 3990.03									100	244
3990.04 - 3993.36									99	243
3993.37 - 3996.69									98	242
3996.70 - 4000.03									97	241
4000.04 - 4003.36									96	240
4003.37 - 4006.69									95	239

SAMPLE

Basis of Issuance  
 October 1, 2017  
 Allotments by Household Size  
 Number of Persons in Household  
 Reduction Amt: 30%

Monthly Net Income	----- Coupon / EBT Allotments by Household Size -----									
	Number of Persons in the Household									
	1 Person	2 Persons	3 Persons	4 Persons	5 Persons	6 Persons	7 Persons	8 Persons	9 Persons	10 Persons
4006.70 - 4010.03									94	238
4010.04 - 4013.36									93	237
4013.37 - 4016.69									92	236
4016.70 - 4020.03									91	235
4020.04 - 4023.36									90	234
4023.37 - 4026.69									89	233
4026.70 - 4030.03									88	232
4030.04 - 4033.36									87	231
4033.37 - 4036.69									86	230
4036.70 - 4040.03									85	229
4040.04 - 4043.36									84	228
4043.37 - 4046.69									83	227
4046.70 - 4050.03									82	226
4050.04 - 4053.36									81	225
4053.37 - 4056.69									80	224
4056.70 - 4060.03									79	223
4060.04 - 4063.36									78	222
4063.37 - 4066.69									77	221
4066.70 - 4070.03									76	220
4070.04 - 4073.36									75	219
4073.37 - 4076.69									74	218
4076.70 - 4080.03									73	217
4080.04 - 4083.36									72	216
4083.37 - 4086.69									71	215
4086.70 - 4090.03									70	214
4090.04 - 4093.36									69	213
4093.37 - 4096.69									68	212
4096.70 - 4100.03									67	211
4100.04 - 4103.36									66	210
4103.37 - 4106.69									65	209
4106.70 - 4110.03									64	208
4110.04 - 4113.36									63	207
4113.37 - 4116.69									62	206

SAMPLE



Basis of Issuance  
 October 1, 2017  
 Allotments by Household Size  
 Number of Persons in Household  
 Reduction Amt: 30%

Monthly Net Income	----- Coupon / EBT Allotments by Household Size -----									
	Number of Persons in the Household									
	1 Person	2 Persons	3 Persons	4 Persons	5 Persons	6 Persons	7 Persons	8 Persons	9 Persons	10 Persons
4116.70 - 4120.03									61	205
4120.04 - 4123.36									60	204
4123.37 - 4126.69									59	203
4126.70 - 4130.03									58	202
4130.04 - 4133.36									57	201
4133.37 - 4136.69									56	200
4136.70 - 4140.03									55	199
4140.04 - 4143.36									54	198
4143.37 - 4146.69									53	197
4146.70 - 4150.03									52	196
4150.04 - 4153.36									51	195
4153.37 - 4156.69									50	194
4156.70 - 4160.03									49	193
4160.04 - 4163.36									48	192
4163.37 - 4166.69									47	191
4166.70 - 4170.03									46	190
4170.04 - 4173.36									45	189
4173.37 - 4176.69									44	188
4176.70 - 4180.03									43	187
4180.04 - 4183.36									42	186
4183.37 - 4186.69									41	185
4186.70 - 4190.03									40	184
4190.04 - 4193.36									39	183
4193.37 - 4196.69									38	182
4196.70 - 4200.03									37	181
4200.04 - 4203.36									36	180
4203.37 - 4206.69									35	179
4206.70 - 4210.03									34	178
4210.04 - 4213.36									33	177
4213.37 - 4216.69									32	176
4216.70 - 4220.03									31	175
4220.04 - 4223.36									30	174
4223.37 - 4226.69									29	173
4226.70 - 4230.03									28	172

SAMPLE

Basis of Issuance  
 October 1, 2017  
 Allotments by Household Size  
 Number of Persons in Household  
 Reduction Amt: 30%

Monthly Net Income	----- Coupon / EBT Allotments by Household Size -----									
	Number of Persons in the Household									
	1 Person	2 Persons	3 Persons	4 Persons	5 Persons	6 Persons	7 Persons	8 Persons	9 Persons	10 Persons
4230.04 - 4233.36									27	171
4233.37 - 4236.69									26	170
4236.70 - 4240.03									25	169
4240.04 - 4243.36									24	168
4243.37 - 4246.69									23	167
4246.70 - 4250.03									22	166
4250.04 - 4253.36									21	165
4253.37 - 4256.69									20	164
4256.70 - 4260.03									19	163
4260.04 - 4263.36									18	162
4263.37 - 4266.69									17	161
4266.70 - 4270.03									16	160
4270.04 - 4273.36									15	159
4273.37 - 4276.69									14	158
4276.70 - 4280.03									13	157
4280.04 - 4283.36									12	156
4283.37 - 4286.69									11	155
4286.70 - 4290.03									10	154
4290.04 - 4293.36									9	153
4293.37 - 4296.69									8	152
4296.70 - 4300.03									7	151
4300.04 - 4303.36									6	150
4303.37 - 4306.69									6	149
4306.70 - 4310.03									4	148
4310.04 - 4313.36									4	147
4313.37 - 4316.69									2	146
4316.70 - 4320.03									2	145
4320.04 - 4323.36										144
4323.37 - 4326.69										143
4326.70 - 4330.03										142
4330.04 - 4333.36										141
4333.37 - 4336.69										140
4336.70 - 4340.03										139

SAMPLE

Basis of Issuance  
 October 1, 2017  
 Allotments by Household Size  
 Number of Persons in Household  
 Reduction Amt: 30%

Monthly Net Income	----- Coupon / EBT Allotments by Household Size -----									
	Number of Persons in the Household									
	1 Person	2 Persons	3 Persons	4 Persons	5 Persons	6 Persons	7 Persons	8 Persons	9 Persons	10 Persons
4340.04 - 4343.36										138
4343.37 - 4346.69										137
4346.70 - 4350.03										136
4350.04 - 4353.36										135
4353.37 - 4356.69										134
4356.70 - 4360.03										133
4360.04 - 4363.36										132
4363.37 - 4366.69										131
4366.70 - 4370.03										130
4370.04 - 4373.36										129
4373.37 - 4376.69										128
4376.70 - 4380.03										127
4380.04 - 4383.36										126
4383.37 - 4386.69										125
4386.70 - 4390.03										124
4390.04 - 4393.36										123
4393.37 - 4396.69										122
4396.70 - 4400.03										121
4400.04 - 4403.36										120
4403.37 - 4406.69										119
4406.70 - 4410.03										118
4410.04 - 4413.36										117
4413.37 - 4416.69										116
4416.70 - 4420.03										115
4420.04 - 4423.36										114
4423.37 - 4426.69										113
4426.70 - 4430.03										112
4430.04 - 4433.36										111
4433.37 - 4436.69										110
4436.70 - 4440.03										109
4440.04 - 4443.36										108
4443.37 - 4446.69										107
4446.70 - 4450.03										106

SAMPLE

Basis of Issuance  
 October 1, 2017  
 Allotments by Household Size  
 Number of Persons in Household  
 Reduction Amt: 30%

Monthly Net Income	----- Coupon / EBT Allotments by Household Size ----- Number of Persons in the Household									
	1 Person	2 Persons	3 Persons	4 Persons	5 Persons	6 Persons	7 Persons	8 Persons	9 Persons	10 Persons
4450.04 - 4453.36										105
4453.37 - 4456.69										104
4456.70 - 4460.03										103
4460.04 - 4463.36										102
4463.37 - 4466.69										101
4466.70 - 4470.03										100
4470.04 - 4473.36										99
4473.37 - 4476.69										98
4476.70 - 4480.03										97
4480.04 - 4483.36										96
4483.37 - 4486.69										95
4486.70 - 4490.03										94
4490.04 - 4493.36										93
4493.37 - 4496.69										92
4496.70 - 4500.03										91
4500.04 - 4503.36										90
4503.37 - 4506.69										89
4506.70 - 4510.03										88
4510.04 - 4513.36										87
4513.37 - 4516.69										86
4516.70 - 4520.03										85
4520.04 - 4523.36										84
4523.37 - 4526.69										83
4526.70 - 4530.03										82
4530.04 - 4533.36										81
4533.37 - 4536.69										80
4536.70 - 4540.03										79
4540.04 - 4543.36										78
4543.37 - 4546.69										77
4546.70 - 4550.03										76
4550.04 - 4553.36										75
4553.37 - 4556.69										74
4556.70 - 4560.03										73
4560.04 - 4563.36										72

SAMPLE

Basis of Issuance  
 October 1, 2017  
 Allotments by Household Size  
 Number of Persons in Household  
 Reduction Amt: 30%

Monthly Net Income	----- Coupon / EBT Allotments by Household Size -----									
	Number of Persons in the Household									
	1 Person	2 Persons	3 Persons	4 Persons	5 Persons	6 Persons	7 Persons	8 Persons	9 Persons	10 Persons
4563.37 - 4566.69										71
4566.70 - 4570.03										70
4570.04 - 4573.36										69
4573.37 - 4576.69										68
4576.70 - 4580.03										67
4580.04 - 4583.36										66
4583.37 - 4586.69										65
4586.70 - 4590.03										64
4590.04 - 4593.36										63
4593.37 - 4596.69										62
4596.70 - 4600.03										61
4600.04 - 4603.36										60
4603.37 - 4606.69										59
4606.70 - 4610.03										58
4610.04 - 4613.36										57
4613.37 - 4616.69										56
4616.70 - 4620.03										55
4620.04 - 4623.36										54
4623.37 - 4626.69										53
4626.70 - 4630.03										52
4630.04 - 4633.36										51
4633.37 - 4636.69										50
4636.70 - 4640.03										49
4640.04 - 4643.36										48
4643.37 - 4646.69										47
4646.70 - 4650.03										46
4650.04 - 4653.36										45
4653.37 - 4656.69										44
4656.70 - 4660.03										43
4660.04 - 4663.36										42
4663.37 - 4666.69										41
4666.70 - 4670.03										40
4670.04 - 4673.36										39

SAMPLE

Basis of Issuance  
 October 1, 2017  
 Allotments by Household Size  
 Number of Persons in Household  
 Reduction Amt: 30%

Monthly Net Income	----- Coupon / EBT Allotments by Household Size -----									
	Number of Persons in the Household									
	1 Person	2 Persons	3 Persons	4 Persons	5 Persons	6 Persons	7 Persons	8 Persons	9 Persons	10 Persons
4673.37 - 4676.69										38
4676.70 - 4680.03										37
4680.04 - 4683.36										36
4683.37 - 4686.69										35
4686.70 - 4690.03										34
4690.04 - 4693.36										33
4693.37 - 4696.69										32
4696.70 - 4700.03										31
4700.04 - 4703.36										30
4703.37 - 4706.69										29
4706.70 - 4710.03										28
4710.04 - 4713.36										27
4713.37 - 4716.69										26
4716.70 - 4720.03										25
4720.04 - 4723.36										24
4723.37 - 4726.69										23
4726.70 - 4730.03										22
4730.04 - 4733.36										21
4733.37 - 4736.69										20
4736.70 - 4740.03										19
4740.04 - 4743.36										18
4743.37 - 4746.69										17
4746.70 - 4750.03										16
4750.04 - 4753.36										15
4753.37 - 4756.69										14
4756.70 - 4760.03										13
4760.04 - 4763.36										12
4763.37 - 4766.69										11
4766.70 - 4770.03										10
4770.04 - 4773.36										9
4773.37 - 4776.69										8
4776.70 - 4780.03										7
4780.04 - 4783.36										6
4783.37 - 4786.69										6

SAMPLE

Basis of Issuance  
 October 1, 2017  
 Allotments by Household Size  
 Number of Persons in Household  
 Reduction Amt: 30%

Monthly Net Income	----- Coupon / EBT Allotments by Household Size -----									
	Number of Persons in the Household									
	1 Person	2 Persons	3 Persons	4 Persons	5 Persons	6 Persons	7 Persons	8 Persons	9 Persons	10 Persons
4786.70 - 4790.03										4
4790.04 - 4793.36										4
4793.37 - 4796.69										2
4796.70 - 4800.03										2
4800.04 - 4803.36										
4803.37 - 4806.69										
4806.70 - 4810.03										
4810.04 - 4813.36										
4813.37 - 4816.69										
4816.70 - 4820.03										
4820.04 - 4823.36										
4823.37 - 4826.69										
4826.70 - 4830.03										
4830.04 - 4833.36										
4833.37 - 4836.69										
4836.70 - 4840.03										
4840.04 - 4843.36										
4843.37 - 4846.69										
4846.70 - 4850.03										
4850.04 - 4853.36										
4853.37 - 4856.69										
4856.70 - 4860.03										
4860.04 - 4863.36										
4863.37 - 4866.69										
4866.70 - 4870.03										
4870.04 - 4873.36										
4873.37 - 4876.69										
4876.70 - 4880.03										
4880.04 - 4883.36										
4883.37 - 4886.69										
4886.70 - 4890.03										
4890.04 - 4893.36										
4893.37 - 4896.69										

SAMPLE

Basis of Issuance  
 October 1, 2017  
 Allotments by Household Size  
 Number of Persons in Household  
 Reduction Amt: 30%

Monthly Net Income	----- Coupon / EBT Allotments by Household Size -----									
	Number of Persons in the Household									
	1 Person	2 Persons	3 Persons	4 Persons	5 Persons	6 Persons	7 Persons	8 Persons	9 Persons	10 Persons
4896.70	-	4900.03								
4900.04	-	4903.36								
4903.37	-	4906.69								
4906.70	-	4910.03								
4910.04	-	4913.36								
4913.37	-	4916.69								
4916.70	-	4920.03								
4920.04	-	4923.36								
4923.37	-	4926.69								
4926.70	-	4930.03								
4930.04	-	4933.36								
4933.37	-	4936.69								
4936.70	-	4940.03								
4940.04	-	4943.36								
4943.37	-	4946.69								
4946.70	-	4950.03								
4950.04	-	4953.36								
4953.37	-	4956.69								
4956.70	-	4960.03								
4960.04	-	4963.36								
4963.37	-	4966.69								
4966.70	-	4970.03								
4970.04	-	4973.36								
4973.37	-	4976.69								
4976.70	-	4980.03								
4980.04	-	4983.36								
4983.37	-	4986.69								
4986.70	-	4990.03								
4990.04	-	4993.36								
4993.37	-	4996.69								
4996.70	-	5000.03								
5000.04	-	5003.36								
5003.37	-	5006.69								

SAMPLE



**Schedule of  
Supplemental Nutrition Assistance Program  
(SNAP) Issuance**

**Effective October 1, 2017**

**(Households of Eleven to Twenty Persons)**



**Department of  
Social Services**  
Human Resources Administration  
Department of Homeless Services

Family Independence  
Administration

## How to Determine Monthly Supplemental Nutrition Assistance Program (SNAP) Allotment

To manually determine a household's monthly SNAP allotment:

Calculate the household's net monthly income using the Monthly Supplemental Nutrition Assistance Program (SNAP) Budget Worksheet (NCA) (**W-122A**), Monthly Supplemental Nutrition Assistance Program (SNAP) Budget Worksheet (NCA – SSI/Aged/ Disabled) (**W-122AA**), Supplemental Nutrition Assistance Program (SNAP) Budget Worksheet (CA) (**W-122D**), or the Supplemental Nutrition Assistance Program (SNAP) Budget Worksheet (CA – SSI/Aged/Disabled) (**W-122DD**), as appropriate.

Next, find the SNAP allotment by reading the **W-129F** (for households of **one** to **ten** persons) or the **W-129FF** (for households of **eleven** to **twenty** persons) down for the appropriate income and across for the appropriate household size.

Households of **one** and **two** persons who are eligible for SNAP will be eligible for benefits of at least \$15.

To calculate the SNAP allotment manually for household sizes of **21** persons and larger:

- Add \$144 for each additional household member over **20** persons to the maximum allotment for a household of **20** persons to get the maximum allotment for the household size;
- Multiply the household's net monthly income by 30 percent and round the amount up to the next whole dollar if it ends in cents;
- Subtract the amount (30 percent of the net monthly income) from the maximum allotment for the household size;
- If the calculation results in \$1, \$3, or \$5, round up the amount to \$2, \$4, or \$6, respectively.

Reduction Amt: 30%

Monthly Net Income		Coupon / EBT Allotments by Household Size									
		Number of Persons in the Household									
		11 Persons	12 Persons	13 Persons	14 Persons	15 Persons	16 Persons	17 Persons	18 Persons	19 Persons	20 Persons
0.00	- 0.03	1585	1729	1873	2017	2161	2305	2449	2593	2737	2881
0.04	- 3.36	1584	1728	1872	2016	2160	2304	2448	2592	2736	2880
3.37	- 6.69	1583	1727	1871	2015	2159	2303	2447	2591	2735	2879
6.70	- 10.03	1582	1726	1870	2014	2158	2302	2446	2590	2734	2878
10.04	- 13.36	1581	1725	1869	2013	2157	2301	2445	2589	2733	2877
13.37	- 16.69	1580	1724	1868	2012	2156	2300	2444	2588	2732	2876
16.70	- 20.03	1579	1723	1867	2011	2155	2299	2443	2587	2731	2875
20.04	- 23.36	1578	1722	1866	2010	2154	2298	2442	2586	2730	2874
23.37	- 26.69	1577	1721	1865	2009	2153	2297	2441	2585	2729	2873
26.70	- 30.03	1576	1720	1864	2008	2152	2296	2440	2584	2728	2872
30.04	- 33.36	1575	1719	1863	2007	2151	2295	2439	2583	2727	2871
33.37	- 36.69	1574	1718	1862	2006	2150	2294	2438	2582	2726	2870
36.70	- 40.03	1573	1717	1861	2005	2149	2293	2437	2581	2725	2869
40.04	- 43.36	1572	1716	1860	2004	2148	2292	2436	2580	2724	2868
43.37	- 46.69	1571	1715	1859	2003	2147	2291	2435	2579	2723	2867
46.70	- 50.03	1570	1714	1858	2002	2146	2290	2434	2578	2722	2866
50.04	- 53.36	1569	1713	1857	2001	2145	2289	2433	2577	2721	2865
53.37	- 56.69	1568	1712	1856	2000	2144	2288	2432	2576	2720	2864
56.70	- 60.03	1567	1711	1855	1999	2143	2287	2431	2575	2719	2863
60.04	- 63.36	1566	1710	1854	1998	2142	2286	2430	2574	2718	2862
63.37	- 66.69	1565	1709	1853	1997	2141	2285	2429	2573	2717	2861
66.70	- 70.03	1564	1708	1852	1996	2140	2284	2428	2572	2716	2860
70.04	- 73.36	1563	1707	1851	1995	2139	2283	2427	2571	2715	2859
73.37	- 76.69	1562	1706	1850	1994	2138	2282	2426	2570	2714	2858
76.70	- 80.03	1561	1705	1849	1993	2137	2281	2425	2569	2713	2857
80.04	- 83.36	1560	1704	1848	1992	2136	2280	2424	2568	2712	2856
83.37	- 86.69	1559	1703	1847	1991	2135	2279	2423	2567	2711	2855
86.70	- 90.03	1558	1702	1846	1990	2134	2278	2422	2566	2710	2854
90.04	- 93.36	1557	1701	1845	1989	2133	2277	2421	2565	2709	2853
93.37	- 96.69	1556	1700	1844	1988	2132	2276	2420	2564	2708	2852
96.70	- 100.03	1555	1699	1843	1987	2131	2275	2419	2563	2707	2851
100.04	- 103.36	1554	1698	1842	1986	2130	2274	2418	2562	2706	2850
103.37	- 106.69	1553	1697	1841	1985	2129	2273	2417	2561	2705	2849

Basis of Issuance  
October 1, 2017  
Allotments by Household Size  
Number of Persons in Household

Reduction Amt: 30%

Monthly Net Income		Coupon / EBT Allotments by Household Size									
		Number of Persons in the Household									
		11 Persons	12 Persons	13 Persons	14 Persons	15 Persons	16 Persons	17 Persons	18 Persons	19 Persons	20 Persons
106.70	- 110.03	1552	1696	1840	1984	2128	2272	2416	2560	2704	2848
110.04	- 113.36	1551	1695	1839	1983	2127	2271	2415	2559	2703	2847
113.37	- 116.69	1550	1694	1838	1982	2126	2270	2414	2558	2702	2846
116.70	- 120.03	1549	1693	1837	1981	2125	2269	2413	2557	2701	2845
120.04	- 123.36	1548	1692	1836	1980	2124	2268	2412	2556	2700	2844
123.37	- 126.69	1547	1691	1835	1979	2123	2267	2411	2555	2699	2843
126.70	- 130.03	1546	1690	1834	1978	2122	2266	2410	2554	2698	2842
130.04	- 133.36	1545	1689	1833	1977	2121	2265	2409	2553	2697	2841
133.37	- 136.69	1544	1688	1832	1976	2120	2264	2408	2552	2696	2840
136.70	- 140.03	1543	1687	1831	1975	2119	2263	2407	2551	2695	2839
140.04	- 143.36	1542	1686	1830	1974	2118	2262	2406	2550	2694	2838
143.37	- 146.69	1541	1685	1829	1973	2117	2261	2405	2549	2693	2837
146.70	- 150.03	1540	1684	1828	1972	2116	2260	2404	2548	2692	2836
150.04	- 153.36	1539	1683	1827	1971	2115	2259	2403	2547	2691	2835
153.37	- 156.69	1538	1682	1826	1970	2114	2258	2402	2546	2690	2834
156.70	- 160.03	1537	1681	1825	1969	2113	2257	2401	2545	2689	2833
160.04	- 163.36	1536	1680	1824	1968	2112	2256	2400	2544	2688	2832
163.37	- 166.69	1535	1679	1823	1967	2111	2255	2399	2543	2687	2831
166.70	- 170.03	1534	1678	1822	1966	2110	2254	2398	2542	2686	2830
170.04	- 173.36	1533	1677	1821	1965	2109	2253	2397	2541	2685	2829
173.37	- 176.69	1532	1676	1820	1964	2108	2252	2396	2540	2684	2828
176.70	- 180.03	1531	1675	1819	1963	2107	2251	2395	2539	2683	2827
180.04	- 183.36	1530	1674	1818	1962	2106	2250	2394	2538	2682	2826
183.37	- 186.69	1529	1673	1817	1961	2105	2249	2393	2537	2681	2825
186.70	- 190.03	1528	1672	1816	1960	2104	2248	2392	2536	2680	2824
190.04	- 193.36	1527	1671	1815	1959	2103	2247	2391	2535	2679	2823
193.37	- 196.69	1526	1670	1814	1958	2102	2246	2390	2534	2678	2822
196.70	- 200.03	1525	1669	1813	1957	2101	2245	2389	2533	2677	2821
200.04	- 203.36	1524	1668	1812	1956	2100	2244	2388	2532	2676	2820
203.37	- 206.69	1523	1667	1811	1955	2099	2243	2387	2531	2675	2819
206.70	- 210.03	1522	1666	1810	1954	2098	2242	2386	2530	2674	2818
210.04	- 213.36	1521	1665	1809	1953	2097	2241	2385	2529	2673	2817
213.37	- 216.69	1520	1664	1808	1952	2096	2240	2384	2528	2672	2816

Basis of Issuance  
October 1, 2017  
Allotments by Household Size  
Number of Persons in Household

Reduction Amt: 30%

Monthly Net Income		Coupon / EBT Allotments by Household Size									
		Number of Persons in the Household									
		11 Persons	12 Persons	13 Persons	14 Persons	15 Persons	16 Persons	17 Persons	18 Persons	19 Persons	20 Persons
216.70	- 220.03	1519	1663	1807	1951	2095	2239	2383	2527	2671	2815
220.04	- 223.36	1518	1662	1806	1950	2094	2238	2382	2526	2670	2814
223.37	- 226.69	1517	1661	1805	1949	2093	2237	2381	2525	2669	2813
226.70	- 230.03	1516	1660	1804	1948	2092	2236	2380	2524	2668	2812
230.04	- 233.36	1515	1659	1803	1947	2091	2235	2379	2523	2667	2811
233.37	- 236.69	1514	1658	1802	1946	2090	2234	2378	2522	2666	2810
236.70	- 240.03	1513	1657	1801	1945	2089	2233	2377	2521	2665	2809
240.04	- 243.36	1512	1656	1800	1944	2088	2232	2376	2520	2664	2808
243.37	- 246.69	1511	1655	1799	1943	2087	2231	2375	2519	2663	2807
246.70	- 250.03	1510	1654	1798	1942	2086	2230	2374	2518	2662	2806
250.04	- 253.36	1509	1653	1797	1941	2085	2229	2373	2517	2661	2805
253.37	- 256.69	1508	1652	1796	1940	2084	2228	2372	2516	2660	2804
256.70	- 260.03	1507	1651	1795	1939	2083	2227	2371	2515	2659	2803
260.04	- 263.36	1506	1650	1794	1938	2082	2226	2370	2514	2658	2802
263.37	- 266.69	1505	1649	1793	1937	2081	2225	2369	2513	2657	2801
266.70	- 270.03	1504	1648	1792	1936	2080	2224	2368	2512	2656	2800
270.04	- 273.36	1503	1647	1791	1935	2079	2223	2367	2511	2655	2799
273.37	- 276.69	1502	1646	1790	1934	2078	2222	2366	2510	2654	2798
276.70	- 280.03	1501	1645	1789	1933	2077	2221	2365	2509	2653	2797
280.04	- 283.36	1500	1644	1788	1932	2076	2220	2364	2508	2652	2796
283.37	- 286.69	1499	1643	1787	1931	2075	2219	2363	2507	2651	2795
286.70	- 290.03	1498	1642	1786	1930	2074	2218	2362	2506	2650	2794
290.04	- 293.36	1497	1641	1785	1929	2073	2217	2361	2505	2649	2793
293.37	- 296.69	1496	1640	1784	1928	2072	2216	2360	2504	2648	2792
296.70	- 300.03	1495	1639	1783	1927	2071	2215	2359	2503	2647	2791
300.04	- 303.36	1494	1638	1782	1926	2070	2214	2358	2502	2646	2790
303.37	- 306.69	1493	1637	1781	1925	2069	2213	2357	2501	2645	2789
306.70	- 310.03	1492	1636	1780	1924	2068	2212	2356	2500	2644	2788
310.04	- 313.36	1491	1635	1779	1923	2067	2211	2355	2499	2643	2787
313.37	- 316.69	1490	1634	1778	1922	2066	2210	2354	2498	2642	2786
316.70	- 320.03	1489	1633	1777	1921	2065	2209	2353	2497	2641	2785
320.04	- 323.36	1488	1632	1776	1920	2064	2208	2352	2496	2640	2784
323.37	- 326.69	1487	1631	1775	1919	2063	2207	2351	2495	2639	2783
326.70	- 330.03	1486	1630	1774	1918	2062	2206	2350	2494	2638	2782

Basis of Issuance  
October 1, 2017  
Allotments by Household Size  
Number of Persons in Household

Reduction Amt: 30%

Monthly Net Income	Coupon / EBT Allotments by Household Size										
	Number of Persons in the Household										
	11 Persons	12 Persons	13 Persons	14 Persons	15 Persons	16 Persons	17 Persons	18 Persons	19 Persons	20 Persons	
330.04 - 333.36	1485	1629	1773	1917	2061	2205	2349	2493	2637	2781	
333.37 - 336.69	1484	1628	1772	1916	2060	2204	2348	2492	2636	2780	
336.70 - 340.03	1483	1627	1771	1915	2059	2203	2347	2491	2635	2779	
340.04 - 343.36	1482	1626	1770	1914	2058	2202	2346	2490	2634	2778	
343.37 - 346.69	1481	1625	1769	1913	2057	2201	2345	2489	2633	2777	
346.70 - 350.03	1480	1624	1768	1912	2056	2200	2344	2488	2632	2776	
350.04 - 353.36	1479	1623	1767	1911	2055	2199	2343	2487	2631	2775	
353.37 - 356.69	1478	1622	1766	1910	2054	2198	2342	2486	2630	2774	
356.70 - 360.03	1477	1621	1765	1909	2053	2197	2341	2485	2629	2773	
360.04 - 363.36	1476	1620	1764	1908	2052	2196	2340	2484	2628	2772	
363.37 - 366.69	1475	1619	1763	1907	2051	2195	2339	2483	2627	2771	
366.70 - 370.03	1474	1618	1762	1906	2050	2194	2338	2482	2626	2770	
370.04 - 373.36	1473	1617	1761	1905	2049	2193	2337	2481	2625	2769	
373.37 - 376.69	1472	1616	1760	1904	2048	2192	2336	2480	2624	2768	
376.70 - 380.03	1471	1615	1759	1903	2047	2191	2335	2479	2623	2767	
380.04 - 383.36	1470	1614	1758	1902	2046	2190	2334	2478	2622	2766	
383.37 - 386.69	1469	1613	1757	1901	2045	2189	2333	2477	2621	2765	
386.70 - 390.03	1468	1612	1756	1900	2044	2188	2332	2476	2620	2764	
390.04 - 393.36	1467	1611	1755	1899	2043	2187	2331	2475	2619	2763	
393.37 - 396.69	1466	1610	1754	1898	2042	2186	2330	2474	2618	2762	
396.70 - 400.03	1465	1609	1753	1897	2041	2185	2329	2473	2617	2761	
400.04 - 403.36	1464	1608	1752	1896	2040	2184	2328	2472	2616	2760	
403.37 - 406.69	1463	1607	1751	1895	2039	2183	2327	2471	2615	2759	
406.70 - 410.03	1462	1606	1750	1894	2038	2182	2326	2470	2614	2758	
410.04 - 413.36	1461	1605	1749	1893	2037	2181	2325	2469	2613	2757	
413.37 - 416.69	1460	1604	1748	1892	2036	2180	2324	2468	2612	2756	
416.70 - 420.03	1459	1603	1747	1891	2035	2179	2323	2467	2611	2755	
420.04 - 423.36	1458	1602	1746	1890	2034	2178	2322	2466	2610	2754	
423.37 - 426.69	1457	1601	1745	1889	2033	2177	2321	2465	2609	2753	
426.70 - 430.03	1456	1600	1744	1888	2032	2176	2320	2464	2608	2752	
430.04 - 433.36	1455	1599	1743	1887	2031	2175	2319	2463	2607	2751	
433.37 - 436.69	1454	1598	1742	1886	2030	2174	2318	2462	2606	2750	
436.70 - 440.03	1453	1597	1741	1885	2029	2173	2317	2461	2605	2749	

Basis of Issuance  
October 1, 2017  
Allotments by Household Size  
Number of Persons in Household

Reduction Amt: 30%

Monthly Net Income	Coupon / EBT Allotments by Household Size										
	Number of Persons in the Household										
	11 Persons	12 Persons	13 Persons	14 Persons	15 Persons	16 Persons	17 Persons	18 Persons	19 Persons	20 Persons	
440.04 - 443.36	1452	1596	1740	1884	2028	2172	2316	2460	2604	2748	
443.37 - 446.69	1451	1595	1739	1883	2027	2171	2315	2459	2603	2747	
446.70 - 450.03	1450	1594	1738	1882	2026	2170	2314	2458	2602	2746	
450.04 - 453.36	1449	1593	1737	1881	2025	2169	2313	2457	2601	2745	
453.37 - 456.69	1448	1592	1736	1880	2024	2168	2312	2456	2600	2744	
456.70 - 460.03	1447	1591	1735	1879	2023	2167	2311	2455	2599	2743	
460.04 - 463.36	1446	1590	1734	1878	2022	2166	2310	2454	2598	2742	
463.37 - 466.69	1445	1589	1733	1877	2021	2165	2309	2453	2597	2741	
466.70 - 470.03	1444	1588	1732	1876	2020	2164	2308	2452	2596	2740	
470.04 - 473.36	1443	1587	1731	1875	2019	2163	2307	2451	2595	2739	
473.37 - 476.69	1442	1586	1730	1874	2018	2162	2306	2450	2594	2738	
476.70 - 480.03	1441	1585	1729	1873	2017	2161	2305	2449	2593	2737	
480.04 - 483.36	1440	1584	1728	1872	2016	2160	2304	2448	2592	2736	
483.37 - 486.69	1439	1583	1727	1871	2015	2159	2303	2447	2591	2735	
486.70 - 490.03	1438	1582	1726	1870	2014	2158	2302	2446	2590	2734	
490.04 - 493.36	1437	1581	1725	1869	2013	2157	2301	2445	2589	2733	
493.37 - 496.69	1436	1580	1724	1868	2012	2156	2300	2444	2588	2732	
496.70 - 500.03	1435	1579	1723	1867	2011	2155	2299	2443	2587	2731	
500.04 - 503.36	1434	1578	1722	1866	2010	2154	2298	2442	2586	2730	
503.37 - 506.69	1433	1577	1721	1865	2009	2153	2297	2441	2585	2729	
506.70 - 510.03	1432	1576	1720	1864	2008	2152	2296	2440	2584	2728	
510.04 - 513.36	1431	1575	1719	1863	2007	2151	2295	2439	2583	2727	
513.37 - 516.69	1430	1574	1718	1862	2006	2150	2294	2438	2582	2726	
516.70 - 520.03	1429	1573	1717	1861	2005	2149	2293	2437	2581	2725	
520.04 - 523.36	1428	1572	1716	1860	2004	2148	2292	2436	2580	2724	
523.37 - 526.69	1427	1571	1715	1859	2003	2147	2291	2435	2579	2723	
526.70 - 530.03	1426	1570	1714	1858	2002	2146	2290	2434	2578	2722	
530.04 - 533.36	1425	1569	1713	1857	2001	2145	2289	2433	2577	2721	
533.37 - 536.69	1424	1568	1712	1856	2000	2144	2288	2432	2576	2720	
536.70 - 540.03	1423	1567	1711	1855	1999	2143	2287	2431	2575	2719	
540.04 - 543.36	1422	1566	1710	1854	1998	2142	2286	2430	2574	2718	
543.37 - 546.69	1421	1565	1709	1853	1997	2141	2285	2429	2573	2717	
546.70 - 550.03	1420	1564	1708	1852	1996	2140	2284	2428	2572	2716	

Basis of Issuance  
October 1, 2017  
Allotments by Household Size  
Number of Persons in Household

Reduction Amt: 30%

Monthly Net Income		Coupon / EBT Allotments by Household Size									
		Number of Persons in the Household									
		11 Persons	12 Persons	13 Persons	14 Persons	15 Persons	16 Persons	17 Persons	18 Persons	19 Persons	20 Persons
550.04	- 553.36	1419	1563	1707	1851	1995	2139	2283	2427	2571	2715
553.37	- 556.69	1418	1562	1706	1850	1994	2138	2282	2426	2570	2714
556.70	- 560.03	1417	1561	1705	1849	1993	2137	2281	2425	2569	2713
560.04	- 563.36	1416	1560	1704	1848	1992	2136	2280	2424	2568	2712
563.37	- 566.69	1415	1559	1703	1847	1991	2135	2279	2423	2567	2711
566.70	- 570.03	1414	1558	1702	1846	1990	2134	2278	2422	2566	2710
570.04	- 573.36	1413	1557	1701	1845	1989	2133	2277	2421	2565	2709
573.37	- 576.69	1412	1556	1700	1844	1988	2132	2276	2420	2564	2708
576.70	- 580.03	1411	1555	1699	1843	1987	2131	2275	2419	2563	2707
580.04	- 583.36	1410	1554	1698	1842	1986	2130	2274	2418	2562	2706
583.37	- 586.69	1409	1553	1697	1841	1985	2129	2273	2417	2561	2705
586.70	- 590.03	1408	1552	1696	1840	1984	2128	2272	2416	2560	2704
590.04	- 593.36	1407	1551	1695	1839	1983	2127	2271	2415	2559	2703
593.37	- 596.69	1406	1550	1694	1838	1982	2126	2270	2414	2558	2702
596.70	- 600.03	1405	1549	1693	1837	1981	2125	2269	2413	2557	2701
600.04	- 603.36	1404	1548	1692	1836	1980	2124	2268	2412	2556	2700
603.37	- 606.69	1403	1547	1691	1835	1979	2123	2267	2411	2555	2699
606.70	- 610.03	1402	1546	1690	1834	1978	2122	2266	2410	2554	2698
610.04	- 613.36	1401	1545	1689	1833	1977	2121	2265	2409	2553	2697
613.37	- 616.69	1400	1544	1688	1832	1976	2120	2264	2408	2552	2696
616.70	- 620.03	1399	1543	1687	1831	1975	2119	2263	2407	2551	2695
620.04	- 623.36	1398	1542	1686	1830	1974	2118	2262	2406	2550	2694
623.37	- 626.69	1397	1541	1685	1829	1973	2117	2261	2405	2549	2693
626.70	- 630.03	1396	1540	1684	1828	1972	2116	2260	2404	2548	2692
630.04	- 633.36	1395	1539	1683	1827	1971	2115	2259	2403	2547	2691
633.37	- 636.69	1394	1538	1682	1826	1970	2114	2258	2402	2546	2690
636.70	- 640.03	1393	1537	1681	1825	1969	2113	2257	2401	2545	2689
640.04	- 643.36	1392	1536	1680	1824	1968	2112	2256	2400	2544	2688
643.37	- 646.69	1391	1535	1679	1823	1967	2111	2255	2399	2543	2687
646.70	- 650.03	1390	1534	1678	1822	1966	2110	2254	2398	2542	2686
650.04	- 653.36	1389	1533	1677	1821	1965	2109	2253	2397	2541	2685
653.37	- 656.69	1388	1532	1676	1820	1964	2108	2252	2396	2540	2684
656.70	- 660.03	1387	1531	1675	1819	1963	2107	2251	2395	2539	2683
660.04	- 663.36	1386	1530	1674	1818	1962	2106	2250	2394	2538	2682



Basis of Issuance  
October 1, 2017  
Allotments by Household Size  
Number of Persons in Household

Reduction Amt: 30%

Monthly Net Income	Coupon / EBT Allotments by Household Size										
	Number of Persons in the Household										
	11 Persons	12 Persons	13 Persons	14 Persons	15 Persons	16 Persons	17 Persons	18 Persons	19 Persons	20 Persons	
663.37 - 666.69	1385	1529	1673	1817	1961	2105	2249	2393	2537	2681	
666.70 - 670.03	1384	1528	1672	1816	1960	2104	2248	2392	2536	2680	
670.04 - 673.36	1383	1527	1671	1815	1959	2103	2247	2391	2535	2679	
673.37 - 676.69	1382	1526	1670	1814	1958	2102	2246	2390	2534	2678	
676.70 - 680.03	1381	1525	1669	1813	1957	2101	2245	2389	2533	2677	
680.04 - 683.36	1380	1524	1668	1812	1956	2100	2244	2388	2532	2676	
683.37 - 686.69	1379	1523	1667	1811	1955	2099	2243	2387	2531	2675	
686.70 - 690.03	1378	1522	1666	1810	1954	2098	2242	2386	2530	2674	
690.04 - 693.36	1377	1521	1665	1809	1953	2097	2241	2385	2529	2673	
693.37 - 696.69	1376	1520	1664	1808	1952	2096	2240	2384	2528	2672	
696.70 - 700.03	1375	1519	1663	1807	1951	2095	2239	2383	2527	2671	
700.04 - 703.36	1374	1518	1662	1806	1950	2094	2238	2382	2526	2670	
703.37 - 706.69	1373	1517	1661	1805	1949	2093	2237	2381	2525	2669	
706.70 - 710.03	1372	1516	1660	1804	1948	2092	2236	2380	2524	2668	
710.04 - 713.36	1371	1515	1659	1803	1947	2091	2235	2379	2523	2667	
713.37 - 716.69	1370	1514	1658	1802	1946	2090	2234	2378	2522	2666	
716.70 - 720.03	1369	1513	1657	1801	1945	2089	2233	2377	2521	2665	
720.04 - 723.36	1368	1512	1656	1800	1944	2088	2232	2376	2520	2664	
723.37 - 726.69	1367	1511	1655	1799	1943	2087	2231	2375	2519	2663	
726.70 - 730.03	1366	1510	1654	1798	1942	2086	2230	2374	2518	2662	
730.04 - 733.36	1365	1509	1653	1797	1941	2085	2229	2373	2517	2661	
733.37 - 736.69	1364	1508	1652	1796	1940	2084	2228	2372	2516	2660	
736.70 - 740.03	1363	1507	1651	1795	1939	2083	2227	2371	2515	2659	
740.04 - 743.36	1362	1506	1650	1794	1938	2082	2226	2370	2514	2658	
743.37 - 746.69	1361	1505	1649	1793	1937	2081	2225	2369	2513	2657	
746.70 - 750.03	1360	1504	1648	1792	1936	2080	2224	2368	2512	2656	
750.04 - 753.36	1359	1503	1647	1791	1935	2079	2223	2367	2511	2655	
753.37 - 756.69	1358	1502	1646	1790	1934	2078	2222	2366	2510	2654	
756.70 - 760.03	1357	1501	1645	1789	1933	2077	2221	2365	2509	2653	
760.04 - 763.36	1356	1500	1644	1788	1932	2076	2220	2364	2508	2652	
763.37 - 766.69	1355	1499	1643	1787	1931	2075	2219	2363	2507	2651	
766.70 - 770.03	1354	1498	1642	1786	1930	2074	2218	2362	2506	2650	
770.04 - 773.36	1353	1497	1641	1785	1929	2073	2217	2361	2505	2649	

Reduction Amt: 30%

Monthly Net Income	Coupon / EBT Allotments by Household Size										
	Number of Persons in the Household										
	11 Persons	12 Persons	13 Persons	14 Persons	15 Persons	16 Persons	17 Persons	18 Persons	19 Persons	20 Persons	
773.37 - 776.69	1352	1496	1640	1784	1928	2072	2216	2360	2504	2648	
776.70 - 780.03	1351	1495	1639	1783	1927	2071	2215	2359	2503	2647	
780.04 - 783.36	1350	1494	1638	1782	1926	2070	2214	2358	2502	2646	
783.37 - 786.69	1349	1493	1637	1781	1925	2069	2213	2357	2501	2645	
786.70 - 790.03	1348	1492	1636	1780	1924	2068	2212	2356	2500	2644	
790.04 - 793.36	1347	1491	1635	1779	1923	2067	2211	2355	2499	2643	
793.37 - 796.69	1346	1490	1634	1778	1922	2066	2210	2354	2498	2642	
796.70 - 800.03	1345	1489	1633	1777	1921	2065	2209	2353	2497	2641	
800.04 - 803.36	1344	1488	1632	1776	1920	2064	2208	2352	2496	2640	
803.37 - 806.69	1343	1487	1631	1775	1919	2063	2207	2351	2495	2639	
806.70 - 810.03	1342	1486	1630	1774	1918	2062	2206	2350	2494	2638	
810.04 - 813.36	1341	1485	1629	1773	1917	2061	2205	2349	2493	2637	
813.37 - 816.69	1340	1484	1628	1772	1916	2060	2204	2348	2492	2636	
816.70 - 820.03	1339	1483	1627	1771	1915	2059	2203	2347	2491	2635	
820.04 - 823.36	1338	1482	1626	1770	1914	2058	2202	2346	2490	2634	
823.37 - 826.69	1337	1481	1625	1769	1913	2057	2201	2345	2489	2633	
826.70 - 830.03	1336	1480	1624	1768	1912	2056	2200	2344	2488	2632	
830.04 - 833.36	1335	1479	1623	1767	1911	2055	2199	2343	2487	2631	
833.37 - 836.69	1334	1478	1622	1766	1910	2054	2198	2342	2486	2630	
836.70 - 840.03	1333	1477	1621	1765	1909	2053	2197	2341	2485	2629	
840.04 - 843.36	1332	1476	1620	1764	1908	2052	2196	2340	2484	2628	
843.37 - 846.69	1331	1475	1619	1763	1907	2051	2195	2339	2483	2627	
846.70 - 850.03	1330	1474	1618	1762	1906	2050	2194	2338	2482	2626	
850.04 - 853.36	1329	1473	1617	1761	1905	2049	2193	2337	2481	2625	
853.37 - 856.69	1328	1472	1616	1760	1904	2048	2192	2336	2480	2624	
856.70 - 860.03	1327	1471	1615	1759	1903	2047	2191	2335	2479	2623	
860.04 - 863.36	1326	1470	1614	1758	1902	2046	2190	2334	2478	2622	
863.37 - 866.69	1325	1469	1613	1757	1901	2045	2189	2333	2477	2621	
866.70 - 870.03	1324	1468	1612	1756	1900	2044	2188	2332	2476	2620	
870.04 - 873.36	1323	1467	1611	1755	1899	2043	2187	2331	2475	2619	
873.37 - 876.69	1322	1466	1610	1754	1898	2042	2186	2330	2474	2618	
876.70 - 880.03	1321	1465	1609	1753	1897	2041	2185	2329	2473	2617	
880.04 - 883.36	1320	1464	1608	1752	1896	2040	2184	2328	2472	2616	
883.37 - 886.69	1319	1463	1607	1751	1895	2039	2183	2327	2471	2615	

Reduction Amt: 30%

Monthly Net Income		Coupon / EBT Allotments by Household Size									
		Number of Persons in the Household									
		11 Persons	12 Persons	13 Persons	14 Persons	15 Persons	16 Persons	17 Persons	18 Persons	19 Persons	20 Persons
886.70	- 890.03	1318	1462	1606	1750	1894	2038	2182	2326	2470	2614
890.04	- 893.36	1317	1461	1605	1749	1893	2037	2181	2325	2469	2613
893.37	- 896.69	1316	1460	1604	1748	1892	2036	2180	2324	2468	2612
896.70	- 900.03	1315	1459	1603	1747	1891	2035	2179	2323	2467	2611
900.04	- 903.36	1314	1458	1602	1746	1890	2034	2178	2322	2466	2610
903.37	- 906.69	1313	1457	1601	1745	1889	2033	2177	2321	2465	2609
906.70	- 910.03	1312	1456	1600	1744	1888	2032	2176	2320	2464	2608
910.04	- 913.36	1311	1455	1599	1743	1887	2031	2175	2319	2463	2607
913.37	- 916.69	1310	1454	1598	1742	1886	2030	2174	2318	2462	2606
916.70	- 920.03	1309	1453	1597	1741	1885	2029	2173	2317	2461	2605
920.04	- 923.36	1308	1452	1596	1740	1884	2028	2172	2316	2460	2604
923.37	- 926.69	1307	1451	1595	1739	1883	2027	2171	2315	2459	2603
926.70	- 930.03	1306	1450	1594	1738	1882	2026	2170	2314	2458	2602
930.04	- 933.36	1305	1449	1593	1737	1881	2025	2169	2313	2457	2601
933.37	- 936.69	1304	1448	1592	1736	1880	2024	2168	2312	2456	2600
936.70	- 940.03	1303	1447	1591	1735	1879	2023	2167	2311	2455	2599
940.04	- 943.36	1302	1446	1590	1734	1878	2022	2166	2310	2454	2598
943.37	- 946.69	1301	1445	1589	1733	1877	2021	2165	2309	2453	2597
946.70	- 950.03	1300	1444	1588	1732	1876	2020	2164	2308	2452	2596
950.04	- 953.36	1299	1443	1587	1731	1875	2019	2163	2307	2451	2595
953.37	- 956.69	1298	1442	1586	1730	1874	2018	2162	2306	2450	2594
956.70	- 960.03	1297	1441	1585	1729	1873	2017	2161	2305	2449	2593
960.04	- 963.36	1296	1440	1584	1728	1872	2016	2160	2304	2448	2592
963.37	- 966.69	1295	1439	1583	1727	1871	2015	2159	2303	2447	2591
966.70	- 970.03	1294	1438	1582	1726	1870	2014	2158	2302	2446	2590
970.04	- 973.36	1293	1437	1581	1725	1869	2013	2157	2301	2445	2589
973.37	- 976.69	1292	1436	1580	1724	1868	2012	2156	2300	2444	2588
976.70	- 980.03	1291	1435	1579	1723	1867	2011	2155	2299	2443	2587
980.04	- 983.36	1290	1434	1578	1722	1866	2010	2154	2298	2442	2586
983.37	- 986.69	1289	1433	1577	1721	1865	2009	2153	2297	2441	2585
986.70	- 990.03	1288	1432	1576	1720	1864	2008	2152	2296	2440	2584
990.04	- 993.36	1287	1431	1575	1719	1863	2007	2151	2295	2439	2583
993.37	- 996.69	1286	1430	1574	1718	1862	2006	2150	2294	2438	2582

Reduction Amt: 30%

Monthly Net Income		Coupon / EBT Allotments by Household Size									
		Number of Persons in the Household									
		11 Persons	12 Persons	13 Persons	14 Persons	15 Persons	16 Persons	17 Persons	18 Persons	19 Persons	20 Persons
996.70	- 1000.03	1285	1429	1573	1717	1861	2005	2149	2293	2437	2581
1000.04	- 1003.36	1284	1428	1572	1716	1860	2004	2148	2292	2436	2580
1003.37	- 1006.69	1283	1427	1571	1715	1859	2003	2147	2291	2435	2579
1006.70	- 1010.03	1282	1426	1570	1714	1858	2002	2146	2290	2434	2578
1010.04	- 1013.36	1281	1425	1569	1713	1857	2001	2145	2289	2433	2577
1013.37	- 1016.69	1280	1424	1568	1712	1856	2000	2144	2288	2432	2576
1016.70	- 1020.03	1279	1423	1567	1711	1855	1999	2143	2287	2431	2575
1020.04	- 1023.36	1278	1422	1566	1710	1854	1998	2142	2286	2430	2574
1023.37	- 1026.69	1277	1421	1565	1709	1853	1997	2141	2285	2429	2573
1026.70	- 1030.03	1276	1420	1564	1708	1852	1996	2140	2284	2428	2572
1030.04	- 1033.36	1275	1419	1563	1707	1851	1995	2139	2283	2427	2571
1033.37	- 1036.69	1274	1418	1562	1706	1850	1994	2138	2282	2426	2570
1036.70	- 1040.03	1273	1417	1561	1705	1849	1993	2137	2281	2425	2569
1040.04	- 1043.36	1272	1416	1560	1704	1848	1992	2136	2280	2424	2568
1043.37	- 1046.69	1271	1415	1559	1703	1847	1991	2135	2279	2423	2567
1046.70	- 1050.03	1270	1414	1558	1702	1846	1990	2134	2278	2422	2566
1050.04	- 1053.36	1269	1413	1557	1701	1845	1989	2133	2277	2421	2565
1053.37	- 1056.69	1268	1412	1556	1700	1844	1988	2132	2276	2420	2564
1056.70	- 1060.03	1267	1411	1555	1699	1843	1987	2131	2275	2419	2563
1060.04	- 1063.36	1266	1410	1554	1698	1842	1986	2130	2274	2418	2562
1063.37	- 1066.69	1265	1409	1553	1697	1841	1985	2129	2273	2417	2561
1066.70	- 1070.03	1264	1408	1552	1696	1840	1984	2128	2272	2416	2560
1070.04	- 1073.36	1263	1407	1551	1695	1839	1983	2127	2271	2415	2559
1073.37	- 1076.69	1262	1406	1550	1694	1838	1982	2126	2270	2414	2558
1076.70	- 1080.03	1261	1405	1549	1693	1837	1981	2125	2269	2413	2557
1080.04	- 1083.36	1260	1404	1548	1692	1836	1980	2124	2268	2412	2556
1083.37	- 1086.69	1259	1403	1547	1691	1835	1979	2123	2267	2411	2555
1086.70	- 1090.03	1258	1402	1546	1690	1834	1978	2122	2266	2410	2554
1090.04	- 1093.36	1257	1401	1545	1689	1833	1977	2121	2265	2409	2553
1093.37	- 1096.69	1256	1400	1544	1688	1832	1976	2120	2264	2408	2552
1096.70	- 1100.03	1255	1399	1543	1687	1831	1975	2119	2263	2407	2551
1100.04	- 1103.36	1254	1398	1542	1686	1830	1974	2118	2262	2406	2550
1103.37	- 1106.69	1253	1397	1541	1685	1829	1973	2117	2261	2405	2549
1106.70	- 1110.03	1252	1396	1540	1684	1828	1972	2116	2260	2404	2548

Basis of Issuance  
October 1, 2017  
Allotments by Household Size  
Number of Persons in Household

Reduction Amt: 30%

Monthly Net Income	Coupon / EBT Allotments by Household Size										
	Number of Persons in the Household										
	11 Persons	12 Persons	13 Persons	14 Persons	15 Persons	16 Persons	17 Persons	18 Persons	19 Persons	20 Persons	
1110.04 - 1113.36	1251	1395	1539	1683	1827	1971	2115	2259	2403	2547	
1113.37 - 1116.69	1250	1394	1538	1682	1826	1970	2114	2258	2402	2546	
1116.70 - 1120.03	1249	1393	1537	1681	1825	1969	2113	2257	2401	2545	
1120.04 - 1123.36	1248	1392	1536	1680	1824	1968	2112	2256	2400	2544	
1123.37 - 1126.69	1247	1391	1535	1679	1823	1967	2111	2255	2399	2543	
1126.70 - 1130.03	1246	1390	1534	1678	1822	1966	2110	2254	2398	2542	
1130.04 - 1133.36	1245	1389	1533	1677	1821	1965	2109	2253	2397	2541	
1133.37 - 1136.69	1244	1388	1532	1676	1820	1964	2108	2252	2396	2540	
1136.70 - 1140.03	1243	1387	1531	1675	1819	1963	2107	2251	2395	2539	
1140.04 - 1143.36	1242	1386	1530	1674	1818	1962	2106	2250	2394	2538	
1143.37 - 1146.69	1241	1385	1529	1673	1817	1961	2105	2249	2393	2537	
1146.70 - 1150.03	1240	1384	1528	1672	1816	1960	2104	2248	2392	2536	
1150.04 - 1153.36	1239	1383	1527	1671	1815	1959	2103	2247	2391	2535	
1153.37 - 1156.69	1238	1382	1526	1670	1814	1958	2102	2246	2390	2534	
1156.70 - 1160.03	1237	1381	1525	1669	1813	1957	2101	2245	2389	2533	
1160.04 - 1163.36	1236	1380	1524	1668	1812	1956	2100	2244	2388	2532	
1163.37 - 1166.69	1235	1379	1523	1667	1811	1955	2099	2243	2387	2531	
1166.70 - 1170.03	1234	1378	1522	1666	1810	1954	2098	2242	2386	2530	
1170.04 - 1173.36	1233	1377	1521	1665	1809	1953	2097	2241	2385	2529	
1173.37 - 1176.69	1232	1376	1520	1664	1808	1952	2096	2240	2384	2528	
1176.70 - 1180.03	1231	1375	1519	1663	1807	1951	2095	2239	2383	2527	
1180.04 - 1183.36	1230	1374	1518	1662	1806	1950	2094	2238	2382	2526	
1183.37 - 1186.69	1229	1373	1517	1661	1805	1949	2093	2237	2381	2525	
1186.70 - 1190.03	1228	1372	1516	1660	1804	1948	2092	2236	2380	2524	
1190.04 - 1193.36	1227	1371	1515	1659	1803	1947	2091	2235	2379	2523	
1193.37 - 1196.69	1226	1370	1514	1658	1802	1946	2090	2234	2378	2522	
1196.70 - 1200.03	1225	1369	1513	1657	1801	1945	2089	2233	2377	2521	
1200.04 - 1203.36	1224	1368	1512	1656	1800	1944	2088	2232	2376	2520	
1203.37 - 1206.69	1223	1367	1511	1655	1799	1943	2087	2231	2375	2519	
1206.70 - 1210.03	1222	1366	1510	1654	1798	1942	2086	2230	2374	2518	
1210.04 - 1213.36	1221	1365	1509	1653	1797	1941	2085	2229	2373	2517	
1213.37 - 1216.69	1220	1364	1508	1652	1796	1940	2084	2228	2372	2516	
1216.70 - 1220.03	1219	1363	1507	1651	1795	1939	2083	2227	2371	2515	

Basis of Issuance  
October 1, 2017  
Allotments by Household Size  
Number of Persons in Household

Reduction Amt: 30%

Monthly Net Income	Coupon / EBT Allotments by Household Size										
	Number of Persons in the Household										
	11 Persons	12 Persons	13 Persons	14 Persons	15 Persons	16 Persons	17 Persons	18 Persons	19 Persons	20 Persons	
1220.04 - 1223.36	1218	1362	1506	1650	1794	1938	2082	2226	2370	2514	
1223.37 - 1226.69	1217	1361	1505	1649	1793	1937	2081	2225	2369	2513	
1226.70 - 1230.03	1216	1360	1504	1648	1792	1936	2080	2224	2368	2512	
1230.04 - 1233.36	1215	1359	1503	1647	1791	1935	2079	2223	2367	2511	
1233.37 - 1236.69	1214	1358	1502	1646	1790	1934	2078	2222	2366	2510	
1236.70 - 1240.03	1213	1357	1501	1645	1789	1933	2077	2221	2365	2509	
1240.04 - 1243.36	1212	1356	1500	1644	1788	1932	2076	2220	2364	2508	
1243.37 - 1246.69	1211	1355	1499	1643	1787	1931	2075	2219	2363	2507	
1246.70 - 1250.03	1210	1354	1498	1642	1786	1930	2074	2218	2362	2506	
1250.04 - 1253.36	1209	1353	1497	1641	1785	1929	2073	2217	2361	2505	
1253.37 - 1256.69	1208	1352	1496	1640	1784	1928	2072	2216	2360	2504	
1256.70 - 1260.03	1207	1351	1495	1639	1783	1927	2071	2215	2359	2503	
1260.04 - 1263.36	1206	1350	1494	1638	1782	1926	2070	2214	2358	2502	
1263.37 - 1266.69	1205	1349	1493	1637	1781	1925	2069	2213	2357	2501	
1266.70 - 1270.03	1204	1348	1492	1636	1780	1924	2068	2212	2356	2500	
1270.04 - 1273.36	1203	1347	1491	1635	1779	1923	2067	2211	2355	2499	
1273.37 - 1276.69	1202	1346	1490	1634	1778	1922	2066	2210	2354	2498	
1276.70 - 1280.03	1201	1345	1489	1633	1777	1921	2065	2209	2353	2497	
1280.04 - 1283.36	1200	1344	1488	1632	1776	1920	2064	2208	2352	2496	
1283.37 - 1286.69	1199	1343	1487	1631	1775	1919	2063	2207	2351	2495	
1286.70 - 1290.03	1198	1342	1486	1630	1774	1918	2062	2206	2350	2494	
1290.04 - 1293.36	1197	1341	1485	1629	1773	1917	2061	2205	2349	2493	
1293.37 - 1296.69	1196	1340	1484	1628	1772	1916	2060	2204	2348	2492	
1296.70 - 1300.03	1195	1339	1483	1627	1771	1915	2059	2203	2347	2491	
1300.04 - 1303.36	1194	1338	1482	1626	1770	1914	2058	2202	2346	2490	
1303.37 - 1306.69	1193	1337	1481	1625	1769	1913	2057	2201	2345	2489	
1306.70 - 1310.03	1192	1336	1480	1624	1768	1912	2056	2200	2344	2488	
1310.04 - 1313.36	1191	1335	1479	1623	1767	1911	2055	2199	2343	2487	
1313.37 - 1316.69	1190	1334	1478	1622	1766	1910	2054	2198	2342	2486	
1316.70 - 1320.03	1189	1333	1477	1621	1765	1909	2053	2197	2341	2485	
1320.04 - 1323.36	1188	1332	1476	1620	1764	1908	2052	2196	2340	2484	
1323.37 - 1326.69	1187	1331	1475	1619	1763	1907	2051	2195	2339	2483	
1326.70 - 1330.03	1186	1330	1474	1618	1762	1906	2050	2194	2338	2482	

Reduction Amt: 30%

Monthly Net Income	----- Coupon / EBT Allotments by Household Size -----										
	Number of Persons in the Household										
	11 Persons	12 Persons	13 Persons	14 Persons	15 Persons	16 Persons	17 Persons	18 Persons	19 Persons	20 Persons	
1330.04 - 1333.36	1185	1329	1473	1617	1761	1905	2049	2193	2337	2481	
1333.37 - 1336.69	1184	1328	1472	1616	1760	1904	2048	2192	2336	2480	
1336.70 - 1340.03	1183	1327	1471	1615	1759	1903	2047	2191	2335	2479	
1340.04 - 1343.36	1182	1326	1470	1614	1758	1902	2046	2190	2334	2478	
1343.37 - 1346.69	1181	1325	1469	1613	1757	1901	2045	2189	2333	2477	
1346.70 - 1350.03	1180	1324	1468	1612	1756	1900	2044	2188	2332	2476	
1350.04 - 1353.36	1179	1323	1467	1611	1755	1899	2043	2187	2331	2475	
1353.37 - 1356.69	1178	1322	1466	1610	1754	1898	2042	2186	2330	2474	
1356.70 - 1360.03	1177	1321	1465	1609	1753	1897	2041	2185	2329	2473	
1360.04 - 1363.36	1176	1320	1464	1608	1752	1896	2040	2184	2328	2472	
1363.37 - 1366.69	1175	1319	1463	1607	1751	1895	2039	2183	2327	2471	
1366.70 - 1370.03	1174	1318	1462	1606	1750	1894	2038	2182	2326	2470	
1370.04 - 1373.36	1173	1317	1461	1605	1749	1893	2037	2181	2325	2469	
1373.37 - 1376.69	1172	1316	1460	1604	1748	1892	2036	2180	2324	2468	
1376.70 - 1380.03	1171	1315	1459	1603	1747	1891	2035	2179	2323	2467	
1380.04 - 1383.36	1170	1314	1458	1602	1746	1890	2034	2178	2322	2466	
1383.37 - 1386.69	1169	1313	1457	1601	1745	1889	2033	2177	2321	2465	
1386.70 - 1390.03	1168	1312	1456	1600	1744	1888	2032	2176	2320	2464	
1390.04 - 1393.36	1167	1311	1455	1599	1743	1887	2031	2175	2319	2463	
1393.37 - 1396.69	1166	1310	1454	1598	1742	1886	2030	2174	2318	2462	
1396.70 - 1400.03	1165	1309	1453	1597	1741	1885	2029	2173	2317	2461	
1400.04 - 1403.36	1164	1308	1452	1596	1740	1884	2028	2172	2316	2460	
1403.37 - 1406.69	1163	1307	1451	1595	1739	1883	2027	2171	2315	2459	
1406.70 - 1410.03	1162	1306	1450	1594	1738	1882	2026	2170	2314	2458	
1410.04 - 1413.36	1161	1305	1449	1593	1737	1881	2025	2169	2313	2457	
1413.37 - 1416.69	1160	1304	1448	1592	1736	1880	2024	2168	2312	2456	
1416.70 - 1420.03	1159	1303	1447	1591	1735	1879	2023	2167	2311	2455	
1420.04 - 1423.36	1158	1302	1446	1590	1734	1878	2022	2166	2310	2454	
1423.37 - 1426.69	1157	1301	1445	1589	1733	1877	2021	2165	2309	2453	
1426.70 - 1430.03	1156	1300	1444	1588	1732	1876	2020	2164	2308	2452	
1430.04 - 1433.36	1155	1299	1443	1587	1731	1875	2019	2163	2307	2451	
1433.37 - 1436.69	1154	1298	1442	1586	1730	1874	2018	2162	2306	2450	
1436.70 - 1440.03	1153	1297	1441	1585	1729	1873	2017	2161	2305	2449	
1440.04 - 1443.36	1152	1296	1440	1584	1728	1872	2016	2160	2304	2448	

Basis of Issuance  
October 1, 2017  
Allotments by Household Size  
Number of Persons in Household

Reduction Amt: 30%

Monthly Net Income	----- Coupon / EBT Allotments by Household Size -----										
	Number of Persons in the Household										
	11 Persons	12 Persons	13 Persons	14 Persons	15 Persons	16 Persons	17 Persons	18 Persons	19 Persons	20 Persons	
1443.37 - 1446.69	1151	1295	1439	1583	1727	1871	2015	2159	2303	2447	
1446.70 - 1450.03	1150	1294	1438	1582	1726	1870	2014	2158	2302	2446	
1450.04 - 1453.36	1149	1293	1437	1581	1725	1869	2013	2157	2301	2445	
1453.37 - 1456.69	1148	1292	1436	1580	1724	1868	2012	2156	2300	2444	
1456.70 - 1460.03	1147	1291	1435	1579	1723	1867	2011	2155	2299	2443	
1460.04 - 1463.36	1146	1290	1434	1578	1722	1866	2010	2154	2298	2442	
1463.37 - 1466.69	1145	1289	1433	1577	1721	1865	2009	2153	2297	2441	
1466.70 - 1470.03	1144	1288	1432	1576	1720	1864	2008	2152	2296	2440	
1470.04 - 1473.36	1143	1287	1431	1575	1719	1863	2007	2151	2295	2439	
1473.37 - 1476.69	1142	1286	1430	1574	1718	1862	2006	2150	2294	2438	
1476.70 - 1480.03	1141	1285	1429	1573	1717	1861	2005	2149	2293	2437	
1480.04 - 1483.36	1140	1284	1428	1572	1716	1860	2004	2148	2292	2436	
1483.37 - 1486.69	1139	1283	1427	1571	1715	1859	2003	2147	2291	2435	
1486.70 - 1490.03	1138	1282	1426	1570	1714	1858	2002	2146	2290	2434	
1490.04 - 1493.36	1137	1281	1425	1569	1713	1857	2001	2145	2289	2433	
1493.37 - 1496.69	1136	1280	1424	1568	1712	1856	2000	2144	2288	2432	
1496.70 - 1500.03	1135	1279	1423	1567	1711	1855	1999	2143	2287	2431	
1500.04 - 1503.36	1134	1278	1422	1566	1710	1854	1998	2142	2286	2430	
1503.37 - 1506.69	1133	1277	1421	1565	1709	1853	1997	2141	2285	2429	
1506.70 - 1510.03	1132	1276	1420	1564	1708	1852	1996	2140	2284	2428	
1510.04 - 1513.36	1131	1275	1419	1563	1707	1851	1995	2139	2283	2427	
1513.37 - 1516.69	1130	1274	1418	1562	1706	1850	1994	2138	2282	2426	
1516.70 - 1520.03	1129	1273	1417	1561	1705	1849	1993	2137	2281	2425	
1520.04 - 1523.36	1128	1272	1416	1560	1704	1848	1992	2136	2280	2424	
1523.37 - 1526.69	1127	1271	1415	1559	1703	1847	1991	2135	2279	2423	
1526.70 - 1530.03	1126	1270	1414	1558	1702	1846	1990	2134	2278	2422	
1530.04 - 1533.36	1125	1269	1413	1557	1701	1845	1989	2133	2277	2421	
1533.37 - 1536.69	1124	1268	1412	1556	1700	1844	1988	2132	2276	2420	
1536.70 - 1540.03	1123	1267	1411	1555	1699	1843	1987	2131	2275	2419	
1540.04 - 1543.36	1122	1266	1410	1554	1698	1842	1986	2130	2274	2418	
1543.37 - 1546.69	1121	1265	1409	1553	1697	1841	1985	2129	2273	2417	
1546.70 - 1550.03	1120	1264	1408	1552	1696	1840	1984	2128	2272	2416	
1550.04 - 1553.36	1119	1263	1407	1551	1695	1839	1983	2127	2271	2415	



Basis of Issuance  
October 1, 2017  
Allotments by Household Size  
Number of Persons in Household

Reduction Amt: 30%

Monthly Net Income	Coupon / EBT Allotments by Household Size										
	Number of Persons in the Household										
	11 Persons	12 Persons	13 Persons	14 Persons	15 Persons	16 Persons	17 Persons	18 Persons	19 Persons	20 Persons	
1553.37 - 1556.69	1118	1262	1406	1550	1694	1838	1982	2126	2270	2414	
1556.70 - 1560.03	1117	1261	1405	1549	1693	1837	1981	2125	2269	2413	
1560.04 - 1563.36	1116	1260	1404	1548	1692	1836	1980	2124	2268	2412	
1563.37 - 1566.69	1115	1259	1403	1547	1691	1835	1979	2123	2267	2411	
1566.70 - 1570.03	1114	1258	1402	1546	1690	1834	1978	2122	2266	2410	
1570.04 - 1573.36	1113	1257	1401	1545	1689	1833	1977	2121	2265	2409	
1573.37 - 1576.69	1112	1256	1400	1544	1688	1832	1976	2120	2264	2408	
1576.70 - 1580.03	1111	1255	1399	1543	1687	1831	1975	2119	2263	2407	
1580.04 - 1583.36	1110	1254	1398	1542	1686	1830	1974	2118	2262	2406	
1583.37 - 1586.69	1109	1253	1397	1541	1685	1829	1973	2117	2261	2405	
1586.70 - 1590.03	1108	1252	1396	1540	1684	1828	1972	2116	2260	2404	
1590.04 - 1593.36	1107	1251	1395	1539	1683	1827	1971	2115	2259	2403	
1593.37 - 1596.69	1106	1250	1394	1538	1682	1826	1970	2114	2258	2402	
1596.70 - 1600.03	1105	1249	1393	1537	1681	1825	1969	2113	2257	2401	
1600.04 - 1603.36	1104	1248	1392	1536	1680	1824	1968	2112	2256	2400	
1603.37 - 1606.69	1103	1247	1391	1535	1679	1823	1967	2111	2255	2399	
1606.70 - 1610.03	1102	1246	1390	1534	1678	1822	1966	2110	2254	2398	
1610.04 - 1613.36	1101	1245	1389	1533	1677	1821	1965	2109	2253	2397	
1613.37 - 1616.69	1100	1244	1388	1532	1676	1820	1964	2108	2252	2396	
1616.70 - 1620.03	1099	1243	1387	1531	1675	1819	1963	2107	2251	2395	
1620.04 - 1623.36	1098	1242	1386	1530	1674	1818	1962	2106	2250	2394	
1623.37 - 1626.69	1097	1241	1385	1529	1673	1817	1961	2105	2249	2393	
1626.70 - 1630.03	1096	1240	1384	1528	1672	1816	1960	2104	2248	2392	
1630.04 - 1633.36	1095	1239	1383	1527	1671	1815	1959	2103	2247	2391	
1633.37 - 1636.69	1094	1238	1382	1526	1670	1814	1958	2102	2246	2390	
1636.70 - 1640.03	1093	1237	1381	1525	1669	1813	1957	2101	2245	2389	
1640.04 - 1643.36	1092	1236	1380	1524	1668	1812	1956	2100	2244	2388	
1643.37 - 1646.69	1091	1235	1379	1523	1667	1811	1955	2099	2243	2387	
1646.70 - 1650.03	1090	1234	1378	1522	1666	1810	1954	2098	2242	2386	
1650.04 - 1653.36	1089	1233	1377	1521	1665	1809	1953	2097	2241	2385	
1653.37 - 1656.69	1088	1232	1376	1520	1664	1808	1952	2096	2240	2384	
1656.70 - 1660.03	1087	1231	1375	1519	1663	1807	1951	2095	2239	2383	
1660.04 - 1663.36	1086	1230	1374	1518	1662	1806	1950	2094	2238	2382	
1663.37 - 1666.69	1085	1229	1373	1517	1661	1805	1949	2093	2237	2381	

Basis of Issuance  
October 1, 2017  
Allotments by Household Size  
Number of Persons in Household

Reduction Amt: 30%

Monthly Net Income	Coupon / EBT Allotments by Household Size										
	Number of Persons in the Household										
	11 Persons	12 Persons	13 Persons	14 Persons	15 Persons	16 Persons	17 Persons	18 Persons	19 Persons	20 Persons	
1666.70 - 1670.03	1084	1228	1372	1516	1660	1804	1948	2092	2236	2380	
1670.04 - 1673.36	1083	1227	1371	1515	1659	1803	1947	2091	2235	2379	
1673.37 - 1676.69	1082	1226	1370	1514	1658	1802	1946	2090	2234	2378	
1676.70 - 1680.03	1081	1225	1369	1513	1657	1801	1945	2089	2233	2377	
1680.04 - 1683.36	1080	1224	1368	1512	1656	1800	1944	2088	2232	2376	
1683.37 - 1686.69	1079	1223	1367	1511	1655	1799	1943	2087	2231	2375	
1686.70 - 1690.03	1078	1222	1366	1510	1654	1798	1942	2086	2230	2374	
1690.04 - 1693.36	1077	1221	1365	1509	1653	1797	1941	2085	2229	2373	
1693.37 - 1696.69	1076	1220	1364	1508	1652	1796	1940	2084	2228	2372	
1696.70 - 1700.03	1075	1219	1363	1507	1651	1795	1939	2083	2227	2371	
1700.04 - 1703.36	1074	1218	1362	1506	1650	1794	1938	2082	2226	2370	
1703.37 - 1706.69	1073	1217	1361	1505	1649	1793	1937	2081	2225	2369	
1706.70 - 1710.03	1072	1216	1360	1504	1648	1792	1936	2080	2224	2368	
1710.04 - 1713.36	1071	1215	1359	1503	1647	1791	1935	2079	2223	2367	
1713.37 - 1716.69	1070	1214	1358	1502	1646	1790	1934	2078	2222	2366	
1716.70 - 1720.03	1069	1213	1357	1501	1645	1789	1933	2077	2221	2365	
1720.04 - 1723.36	1068	1212	1356	1500	1644	1788	1932	2076	2220	2364	
1723.37 - 1726.69	1067	1211	1355	1499	1643	1787	1931	2075	2219	2363	
1726.70 - 1730.03	1066	1210	1354	1498	1642	1786	1930	2074	2218	2362	
1730.04 - 1733.36	1065	1209	1353	1497	1641	1785	1929	2073	2217	2361	
1733.37 - 1736.69	1064	1208	1352	1496	1640	1784	1928	2072	2216	2360	
1736.70 - 1740.03	1063	1207	1351	1495	1639	1783	1927	2071	2215	2359	
1740.04 - 1743.36	1062	1206	1350	1494	1638	1782	1926	2070	2214	2358	
1743.37 - 1746.69	1061	1205	1349	1493	1637	1781	1925	2069	2213	2357	
1746.70 - 1750.03	1060	1204	1348	1492	1636	1780	1924	2068	2212	2356	
1750.04 - 1753.36	1059	1203	1347	1491	1635	1779	1923	2067	2211	2355	
1753.37 - 1756.69	1058	1202	1346	1490	1634	1778	1922	2066	2210	2354	
1756.70 - 1760.03	1057	1201	1345	1489	1633	1777	1921	2065	2209	2353	
1760.04 - 1763.36	1056	1200	1344	1488	1632	1776	1920	2064	2208	2352	
1763.37 - 1766.69	1055	1199	1343	1487	1631	1775	1919	2063	2207	2351	
1766.70 - 1770.03	1054	1198	1342	1486	1630	1774	1918	2062	2206	2350	
1770.04 - 1773.36	1053	1197	1341	1485	1629	1773	1917	2061	2205	2349	
1773.37 - 1776.69	1052	1196	1340	1484	1628	1772	1916	2060	2204	2348	

Basis of Issuance  
October 1, 2017  
Allotments by Household Size  
Number of Persons in Household

Reduction Amt: 30%

Monthly Net Income	Coupon / EBT Allotments by Household Size										
	Number of Persons in the Household										
	11 Persons	12 Persons	13 Persons	14 Persons	15 Persons	16 Persons	17 Persons	18 Persons	19 Persons	20 Persons	
1776.70 - 1780.03	1051	1195	1339	1483	1627	1771	1915	2059	2203	2347	
1780.04 - 1783.36	1050	1194	1338	1482	1626	1770	1914	2058	2202	2346	
1783.37 - 1786.69	1049	1193	1337	1481	1625	1769	1913	2057	2201	2345	
1786.70 - 1790.03	1048	1192	1336	1480	1624	1768	1912	2056	2200	2344	
1790.04 - 1793.36	1047	1191	1335	1479	1623	1767	1911	2055	2199	2343	
1793.37 - 1796.69	1046	1190	1334	1478	1622	1766	1910	2054	2198	2342	
1796.70 - 1800.03	1045	1189	1333	1477	1621	1765	1909	2053	2197	2341	
1800.04 - 1803.36	1044	1188	1332	1476	1620	1764	1908	2052	2196	2340	
1803.37 - 1806.69	1043	1187	1331	1475	1619	1763	1907	2051	2195	2339	
1806.70 - 1810.03	1042	1186	1330	1474	1618	1762	1906	2050	2194	2338	
1810.04 - 1813.36	1041	1185	1329	1473	1617	1761	1905	2049	2193	2337	
1813.37 - 1816.69	1040	1184	1328	1472	1616	1760	1904	2048	2192	2336	
1816.70 - 1820.03	1039	1183	1327	1471	1615	1759	1903	2047	2191	2335	
1820.04 - 1823.36	1038	1182	1326	1470	1614	1758	1902	2046	2190	2334	
1823.37 - 1826.69	1037	1181	1325	1469	1613	1757	1901	2045	2189	2333	
1826.70 - 1830.03	1036	1180	1324	1468	1612	1756	1900	2044	2188	2332	
1830.04 - 1833.36	1035	1179	1323	1467	1611	1755	1899	2043	2187	2331	
1833.37 - 1836.69	1034	1178	1322	1466	1610	1754	1898	2042	2186	2330	
1836.70 - 1840.03	1033	1177	1321	1465	1609	1753	1897	2041	2185	2329	
1840.04 - 1843.36	1032	1176	1320	1464	1608	1752	1896	2040	2184	2328	
1843.37 - 1846.69	1031	1175	1319	1463	1607	1751	1895	2039	2183	2327	
1846.70 - 1850.03	1030	1174	1318	1462	1606	1750	1894	2038	2182	2326	
1850.04 - 1853.36	1029	1173	1317	1461	1605	1749	1893	2037	2181	2325	
1853.37 - 1856.69	1028	1172	1316	1460	1604	1748	1892	2036	2180	2324	
1856.70 - 1860.03	1027	1171	1315	1459	1603	1747	1891	2035	2179	2323	
1860.04 - 1863.36	1026	1170	1314	1458	1602	1746	1890	2034	2178	2322	
1863.37 - 1866.69	1025	1169	1313	1457	1601	1745	1889	2033	2177	2321	
1866.70 - 1870.03	1024	1168	1312	1456	1600	1744	1888	2032	2176	2320	
1870.04 - 1873.36	1023	1167	1311	1455	1599	1743	1887	2031	2175	2319	
1873.37 - 1876.69	1022	1166	1310	1454	1598	1742	1886	2030	2174	2318	
1876.70 - 1880.03	1021	1165	1309	1453	1597	1741	1885	2029	2173	2317	
1880.04 - 1883.36	1020	1164	1308	1452	1596	1740	1884	2028	2172	2316	
1883.37 - 1886.69	1019	1163	1307	1451	1595	1739	1883	2027	2171	2315	
1886.70 - 1890.03	1018	1162	1306	1450	1594	1738	1882	2026	2170	2314	

Basis of Issuance  
October 1, 2017  
Allotments by Household Size  
Number of Persons in Household

Reduction Amt: 30%

Monthly Net Income	Coupon / EBT Allotments by Household Size										
	Number of Persons in the Household										
	11 Persons	12 Persons	13 Persons	14 Persons	15 Persons	16 Persons	17 Persons	18 Persons	19 Persons	20 Persons	
1890.04 - 1893.36	1017	1161	1305	1449	1593	1737	1881	2025	2169	2313	
1893.37 - 1896.69	1016	1160	1304	1448	1592	1736	1880	2024	2168	2312	
1896.70 - 1900.03	1015	1159	1303	1447	1591	1735	1879	2023	2167	2311	
1900.04 - 1903.36	1014	1158	1302	1446	1590	1734	1878	2022	2166	2310	
1903.37 - 1906.69	1013	1157	1301	1445	1589	1733	1877	2021	2165	2309	
1906.70 - 1910.03	1012	1156	1300	1444	1588	1732	1876	2020	2164	2308	
1910.04 - 1913.36	1011	1155	1299	1443	1587	1731	1875	2019	2163	2307	
1913.37 - 1916.69	1010	1154	1298	1442	1586	1730	1874	2018	2162	2306	
1916.70 - 1920.03	1009	1153	1297	1441	1585	1729	1873	2017	2161	2305	
1920.04 - 1923.36	1008	1152	1296	1440	1584	1728	1872	2016	2160	2304	
1923.37 - 1926.69	1007	1151	1295	1439	1583	1727	1871	2015	2159	2303	
1926.70 - 1930.03	1006	1150	1294	1438	1582	1726	1870	2014	2158	2302	
1930.04 - 1933.36	1005	1149	1293	1437	1581	1725	1869	2013	2157	2301	
1933.37 - 1936.69	1004	1148	1292	1436	1580	1724	1868	2012	2156	2300	
1936.70 - 1940.03	1003	1147	1291	1435	1579	1723	1867	2011	2155	2299	
1940.04 - 1943.36	1002	1146	1290	1434	1578	1722	1866	2010	2154	2298	
1943.37 - 1946.69	1001	1145	1289	1433	1577	1721	1865	2009	2153	2297	
1946.70 - 1950.03	1000	1144	1288	1432	1576	1720	1864	2008	2152	2296	
1950.04 - 1953.36	999	1143	1287	1431	1575	1719	1863	2007	2151	2295	
1953.37 - 1956.69	998	1142	1286	1430	1574	1718	1862	2006	2150	2294	
1956.70 - 1960.03	997	1141	1285	1429	1573	1717	1861	2005	2149	2293	
1960.04 - 1963.36	996	1140	1284	1428	1572	1716	1860	2004	2148	2292	
1963.37 - 1966.69	995	1139	1283	1427	1571	1715	1859	2003	2147	2291	
1966.70 - 1970.03	994	1138	1282	1426	1570	1714	1858	2002	2146	2290	
1970.04 - 1973.36	993	1137	1281	1425	1569	1713	1857	2001	2145	2289	
1973.37 - 1976.69	992	1136	1280	1424	1568	1712	1856	2000	2144	2288	
1976.70 - 1980.03	991	1135	1279	1423	1567	1711	1855	1999	2143	2287	
1980.04 - 1983.36	990	1134	1278	1422	1566	1710	1854	1998	2142	2286	
1983.37 - 1986.69	989	1133	1277	1421	1565	1709	1853	1997	2141	2285	
1986.70 - 1990.03	988	1132	1276	1420	1564	1708	1852	1996	2140	2284	
1990.04 - 1993.36	987	1131	1275	1419	1563	1707	1851	1995	2139	2283	
1993.37 - 1996.69	986	1130	1274	1418	1562	1706	1850	1994	2138	2282	
1996.70 - 2000.03	985	1129	1273	1417	1561	1705	1849	1993	2137	2281	

Basis of Issuance  
October 1, 2017  
Allotments by Household Size  
Number of Persons in Household

Reduction Amt: 30%

Monthly Net Income	Coupon / EBT Allotments by Household Size										
	Number of Persons in the Household										
	11 Persons	12 Persons	13 Persons	14 Persons	15 Persons	16 Persons	17 Persons	18 Persons	19 Persons	20 Persons	
2000.04 - 2003.36	984	1128	1272	1416	1560	1704	1848	1992	2136	2280	
2003.37 - 2006.69	983	1127	1271	1415	1559	1703	1847	1991	2135	2279	
2006.70 - 2010.03	982	1126	1270	1414	1558	1702	1846	1990	2134	2278	
2010.04 - 2013.36	981	1125	1269	1413	1557	1701	1845	1989	2133	2277	
2013.37 - 2016.69	980	1124	1268	1412	1556	1700	1844	1988	2132	2276	
2016.70 - 2020.03	979	1123	1267	1411	1555	1699	1843	1987	2131	2275	
2020.04 - 2023.36	978	1122	1266	1410	1554	1698	1842	1986	2130	2274	
2023.37 - 2026.69	977	1121	1265	1409	1553	1697	1841	1985	2129	2273	
2026.70 - 2030.03	976	1120	1264	1408	1552	1696	1840	1984	2128	2272	
2030.04 - 2033.36	975	1119	1263	1407	1551	1695	1839	1983	2127	2271	
2033.37 - 2036.69	974	1118	1262	1406	1550	1694	1838	1982	2126	2270	
2036.70 - 2040.03	973	1117	1261	1405	1549	1693	1837	1981	2125	2269	
2040.04 - 2043.36	972	1116	1260	1404	1548	1692	1836	1980	2124	2268	
2043.37 - 2046.69	971	1115	1259	1403	1547	1691	1835	1979	2123	2267	
2046.70 - 2050.03	970	1114	1258	1402	1546	1690	1834	1978	2122	2266	
2050.04 - 2053.36	969	1113	1257	1401	1545	1689	1833	1977	2121	2265	
2053.37 - 2056.69	968	1112	1256	1400	1544	1688	1832	1976	2120	2264	
2056.70 - 2060.03	967	1111	1255	1399	1543	1687	1831	1975	2119	2263	
2060.04 - 2063.36	966	1110	1254	1398	1542	1686	1830	1974	2118	2262	
2063.37 - 2066.69	965	1109	1253	1397	1541	1685	1829	1973	2117	2261	
2066.70 - 2070.03	964	1108	1252	1396	1540	1684	1828	1972	2116	2260	
2070.04 - 2073.36	963	1107	1251	1395	1539	1683	1827	1971	2115	2259	
2073.37 - 2076.69	962	1106	1250	1394	1538	1682	1826	1970	2114	2258	
2076.70 - 2080.03	961	1105	1249	1393	1537	1681	1825	1969	2113	2257	
2080.04 - 2083.36	960	1104	1248	1392	1536	1680	1824	1968	2112	2256	
2083.37 - 2086.69	959	1103	1247	1391	1535	1679	1823	1967	2111	2255	
2086.70 - 2090.03	958	1102	1246	1390	1534	1678	1822	1966	2110	2254	
2090.04 - 2093.36	957	1101	1245	1389	1533	1677	1821	1965	2109	2253	
2093.37 - 2096.69	956	1100	1244	1388	1532	1676	1820	1964	2108	2252	
2096.70 - 2100.03	955	1099	1243	1387	1531	1675	1819	1963	2107	2251	
2100.04 - 2103.36	954	1098	1242	1386	1530	1674	1818	1962	2106	2250	
2103.37 - 2106.69	953	1097	1241	1385	1529	1673	1817	1961	2105	2249	
2106.70 - 2110.03	952	1096	1240	1384	1528	1672	1816	1960	2104	2248	

Reduction Amt: 30%

Monthly Net Income	Coupon / EBT Allotments by Household Size										
	Number of Persons in the Household										
	11 Persons	12 Persons	13 Persons	14 Persons	15 Persons	16 Persons	17 Persons	18 Persons	19 Persons	20 Persons	
2110.04 - 2113.36	951	1095	1239	1383	1527	1671	1815	1959	2103	2247	
2113.37 - 2116.69	950	1094	1238	1382	1526	1670	1814	1958	2102	2246	
2116.70 - 2120.03	949	1093	1237	1381	1525	1669	1813	1957	2101	2245	
2120.04 - 2123.36	948	1092	1236	1380	1524	1668	1812	1956	2100	2244	
2123.37 - 2126.69	947	1091	1235	1379	1523	1667	1811	1955	2099	2243	
2126.70 - 2130.03	946	1090	1234	1378	1522	1666	1810	1954	2098	2242	
2130.04 - 2133.36	945	1089	1233	1377	1521	1665	1809	1953	2097	2241	
2133.37 - 2136.69	944	1088	1232	1376	1520	1664	1808	1952	2096	2240	
2136.70 - 2140.03	943	1087	1231	1375	1519	1663	1807	1951	2095	2239	
2140.04 - 2143.36	942	1086	1230	1374	1518	1662	1806	1950	2094	2238	
2143.37 - 2146.69	941	1085	1229	1373	1517	1661	1805	1949	2093	2237	
2146.70 - 2150.03	940	1084	1228	1372	1516	1660	1804	1948	2092	2236	
2150.04 - 2153.36	939	1083	1227	1371	1515	1659	1803	1947	2091	2235	
2153.37 - 2156.69	938	1082	1226	1370	1514	1658	1802	1946	2090	2234	
2156.70 - 2160.03	937	1081	1225	1369	1513	1657	1801	1945	2089	2233	
2160.04 - 2163.36	936	1080	1224	1368	1512	1656	1800	1944	2088	2232	
2163.37 - 2166.69	935	1079	1223	1367	1511	1655	1799	1943	2087	2231	
2166.70 - 2170.03	934	1078	1222	1366	1510	1654	1798	1942	2086	2230	
2170.04 - 2173.36	933	1077	1221	1365	1509	1653	1797	1941	2085	2229	
2173.37 - 2176.69	932	1076	1220	1364	1508	1652	1796	1940	2084	2228	
2176.70 - 2180.03	931	1075	1219	1363	1507	1651	1795	1939	2083	2227	
2180.04 - 2183.36	930	1074	1218	1362	1506	1650	1794	1938	2082	2226	
2183.37 - 2186.69	929	1073	1217	1361	1505	1649	1793	1937	2081	2225	
2186.70 - 2190.03	928	1072	1216	1360	1504	1648	1792	1936	2080	2224	
2190.04 - 2193.36	927	1071	1215	1359	1503	1647	1791	1935	2079	2223	
2193.37 - 2196.69	926	1070	1214	1358	1502	1646	1790	1934	2078	2222	
2196.70 - 2200.03	925	1069	1213	1357	1501	1645	1789	1933	2077	2221	
2200.04 - 2203.36	924	1068	1212	1356	1500	1644	1788	1932	2076	2220	
2203.37 - 2206.69	923	1067	1211	1355	1499	1643	1787	1931	2075	2219	
2206.70 - 2210.03	922	1066	1210	1354	1498	1642	1786	1930	2074	2218	
2210.04 - 2213.36	921	1065	1209	1353	1497	1641	1785	1929	2073	2217	
2213.37 - 2216.69	920	1064	1208	1352	1496	1640	1784	1928	2072	2216	
2216.70 - 2220.03	919	1063	1207	1351	1495	1639	1783	1927	2071	2215	
2220.04 - 2223.36	918	1062	1206	1350	1494	1638	1782	1926	2070	2214	

Basis of Issuance  
October 1, 2017  
Allotments by Household Size  
Number of Persons in Household

Reduction Amt: 30%

Monthly Net Income	----- Coupon / EBT Allotments by Household Size ----- Number of Persons in the Household										
	11 Persons	12 Persons	13 Persons	14 Persons	15 Persons	16 Persons	17 Persons	18 Persons	19 Persons	20 Persons	
2223.37 - 2226.69	917	1061	1205	1349	1493	1637	1781	1925	2069	2213	
2226.70 - 2230.03	916	1060	1204	1348	1492	1636	1780	1924	2068	2212	
2230.04 - 2233.36	915	1059	1203	1347	1491	1635	1779	1923	2067	2211	
2233.37 - 2236.69	914	1058	1202	1346	1490	1634	1778	1922	2066	2210	
2236.70 - 2240.03	913	1057	1201	1345	1489	1633	1777	1921	2065	2209	
2240.04 - 2243.36	912	1056	1200	1344	1488	1632	1776	1920	2064	2208	
2243.37 - 2246.69	911	1055	1199	1343	1487	1631	1775	1919	2063	2207	
2246.70 - 2250.03	910	1054	1198	1342	1486	1630	1774	1918	2062	2206	
2250.04 - 2253.36	909	1053	1197	1341	1485	1629	1773	1917	2061	2205	
2253.37 - 2256.69	908	1052	1196	1340	1484	1628	1772	1916	2060	2204	
2256.70 - 2260.03	907	1051	1195	1339	1483	1627	1771	1915	2059	2203	
2260.04 - 2263.36	906	1050	1194	1338	1482	1626	1770	1914	2058	2202	
2263.37 - 2266.69	905	1049	1193	1337	1481	1625	1769	1913	2057	2201	
2266.70 - 2270.03	904	1048	1192	1336	1480	1624	1768	1912	2056	2200	
2270.04 - 2273.36	903	1047	1191	1335	1479	1623	1767	1911	2055	2199	
2273.37 - 2276.69	902	1046	1190	1334	1478	1622	1766	1910	2054	2198	
2276.70 - 2280.03	901	1045	1189	1333	1477	1621	1765	1909	2053	2197	
2280.04 - 2283.36	900	1044	1188	1332	1476	1620	1764	1908	2052	2196	
2283.37 - 2286.69	899	1043	1187	1331	1475	1619	1763	1907	2051	2195	
2286.70 - 2290.03	898	1042	1186	1330	1474	1618	1762	1906	2050	2194	
2290.04 - 2293.36	897	1041	1185	1329	1473	1617	1761	1905	2049	2193	
2293.37 - 2296.69	896	1040	1184	1328	1472	1616	1760	1904	2048	2192	
2296.70 - 2300.03	895	1039	1183	1327	1471	1615	1759	1903	2047	2191	
2300.04 - 2303.36	894	1038	1182	1326	1470	1614	1758	1902	2046	2190	
2303.37 - 2306.69	893	1037	1181	1325	1469	1613	1757	1901	2045	2189	
2306.70 - 2310.03	892	1036	1180	1324	1468	1612	1756	1900	2044	2188	
2310.04 - 2313.36	891	1035	1179	1323	1467	1611	1755	1899	2043	2187	
2313.37 - 2316.69	890	1034	1178	1322	1466	1610	1754	1898	2042	2186	
2316.70 - 2320.03	889	1033	1177	1321	1465	1609	1753	1897	2041	2185	
2320.04 - 2323.36	888	1032	1176	1320	1464	1608	1752	1896	2040	2184	
2323.37 - 2326.69	887	1031	1175	1319	1463	1607	1751	1895	2039	2183	
2326.70 - 2330.03	886	1030	1174	1318	1462	1606	1750	1894	2038	2182	
2330.04 - 2333.36	885	1029	1173	1317	1461	1605	1749	1893	2037	2181	

Reduction Amt: 30%

Monthly Net Income	Coupon / EBT Allotments by Household Size										
	Number of Persons in the Household										
	11 Persons	12 Persons	13 Persons	14 Persons	15 Persons	16 Persons	17 Persons	18 Persons	19 Persons	20 Persons	
2333.37 - 2336.69	884	1028	1172	1316	1460	1604	1748	1892	2036	2180	
2336.70 - 2340.03	883	1027	1171	1315	1459	1603	1747	1891	2035	2179	
2340.04 - 2343.36	882	1026	1170	1314	1458	1602	1746	1890	2034	2178	
2343.37 - 2346.69	881	1025	1169	1313	1457	1601	1745	1889	2033	2177	
2346.70 - 2350.03	880	1024	1168	1312	1456	1600	1744	1888	2032	2176	
2350.04 - 2353.36	879	1023	1167	1311	1455	1599	1743	1887	2031	2175	
2353.37 - 2356.69	878	1022	1166	1310	1454	1598	1742	1886	2030	2174	
2356.70 - 2360.03	877	1021	1165	1309	1453	1597	1741	1885	2029	2173	
2360.04 - 2363.36	876	1020	1164	1308	1452	1596	1740	1884	2028	2172	
2363.37 - 2366.69	875	1019	1163	1307	1451	1595	1739	1883	2027	2171	
2366.70 - 2370.03	874	1018	1162	1306	1450	1594	1738	1882	2026	2170	
2370.04 - 2373.36	873	1017	1161	1305	1449	1593	1737	1881	2025	2169	
2373.37 - 2376.69	872	1016	1160	1304	1448	1592	1736	1880	2024	2168	
2376.70 - 2380.03	871	1015	1159	1303	1447	1591	1735	1879	2023	2167	
2380.04 - 2383.36	870	1014	1158	1302	1446	1590	1734	1878	2022	2166	
2383.37 - 2386.69	869	1013	1157	1301	1445	1589	1733	1877	2021	2165	
2386.70 - 2390.03	868	1012	1156	1300	1444	1588	1732	1876	2020	2164	
2390.04 - 2393.36	867	1011	1155	1299	1443	1587	1731	1875	2019	2163	
2393.37 - 2396.69	866	1010	1154	1298	1442	1586	1730	1874	2018	2162	
2396.70 - 2400.03	865	1009	1153	1297	1441	1585	1729	1873	2017	2161	
2400.04 - 2403.36	864	1008	1152	1296	1440	1584	1728	1872	2016	2160	
2403.37 - 2406.69	863	1007	1151	1295	1439	1583	1727	1871	2015	2159	
2406.70 - 2410.03	862	1006	1150	1294	1438	1582	1726	1870	2014	2158	
2410.04 - 2413.36	861	1005	1149	1293	1437	1581	1725	1869	2013	2157	
2413.37 - 2416.69	860	1004	1148	1292	1436	1580	1724	1868	2012	2156	
2416.70 - 2420.03	859	1003	1147	1291	1435	1579	1723	1867	2011	2155	
2420.04 - 2423.36	858	1002	1146	1290	1434	1578	1722	1866	2010	2154	
2423.37 - 2426.69	857	1001	1145	1289	1433	1577	1721	1865	2009	2153	
2426.70 - 2430.03	856	1000	1144	1288	1432	1576	1720	1864	2008	2152	
2430.04 - 2433.36	855	999	1143	1287	1431	1575	1719	1863	2007	2151	
2433.37 - 2436.69	854	998	1142	1286	1430	1574	1718	1862	2006	2150	
2436.70 - 2440.03	853	997	1141	1285	1429	1573	1717	1861	2005	2149	
2440.04 - 2443.36	852	996	1140	1284	1428	1572	1716	1860	2004	2148	
2443.37 - 2446.69	851	995	1139	1283	1427	1571	1715	1859	2003	2147	



Basis of Issuance  
October 1, 2017  
Allotments by Household Size  
Number of Persons in Household

Reduction Amt: 30%

Monthly Net Income	Coupon / EBT Allotments by Household Size										
	Number of Persons in the Household										
	11 Persons	12 Persons	13 Persons	14 Persons	15 Persons	16 Persons	17 Persons	18 Persons	19 Persons	20 Persons	
2446.70 - 2450.03	850	994	1138	1282	1426	1570	1714	1858	2002	2146	
2450.04 - 2453.36	849	993	1137	1281	1425	1569	1713	1857	2001	2145	
2453.37 - 2456.69	848	992	1136	1280	1424	1568	1712	1856	2000	2144	
2456.70 - 2460.03	847	991	1135	1279	1423	1567	1711	1855	1999	2143	
2460.04 - 2463.36	846	990	1134	1278	1422	1566	1710	1854	1998	2142	
2463.37 - 2466.69	845	989	1133	1277	1421	1565	1709	1853	1997	2141	
2466.70 - 2470.03	844	988	1132	1276	1420	1564	1708	1852	1996	2140	
2470.04 - 2473.36	843	987	1131	1275	1419	1563	1707	1851	1995	2139	
2473.37 - 2476.69	842	986	1130	1274	1418	1562	1706	1850	1994	2138	
2476.70 - 2480.03	841	985	1129	1273	1417	1561	1705	1849	1993	2137	
2480.04 - 2483.36	840	984	1128	1272	1416	1560	1704	1848	1992	2136	
2483.37 - 2486.69	839	983	1127	1271	1415	1559	1703	1847	1991	2135	
2486.70 - 2490.03	838	982	1126	1270	1414	1558	1702	1846	1990	2134	
2490.04 - 2493.36	837	981	1125	1269	1413	1557	1701	1845	1989	2133	
2493.37 - 2496.69	836	980	1124	1268	1412	1556	1700	1844	1988	2132	
2496.70 - 2500.03	835	979	1123	1267	1411	1555	1699	1843	1987	2131	
2500.04 - 2503.36	834	978	1122	1266	1410	1554	1698	1842	1986	2130	
2503.37 - 2506.69	833	977	1121	1265	1409	1553	1697	1841	1985	2129	
2506.70 - 2510.03	832	976	1120	1264	1408	1552	1696	1840	1984	2128	
2510.04 - 2513.36	831	975	1119	1263	1407	1551	1695	1839	1983	2127	
2513.37 - 2516.69	830	974	1118	1262	1406	1550	1694	1838	1982	2126	
2516.70 - 2520.03	829	973	1117	1261	1405	1549	1693	1837	1981	2125	
2520.04 - 2523.36	828	972	1116	1260	1404	1548	1692	1836	1980	2124	
2523.37 - 2526.69	827	971	1115	1259	1403	1547	1691	1835	1979	2123	
2526.70 - 2530.03	826	970	1114	1258	1402	1546	1690	1834	1978	2122	
2530.04 - 2533.36	825	969	1113	1257	1401	1545	1689	1833	1977	2121	
2533.37 - 2536.69	824	968	1112	1256	1400	1544	1688	1832	1976	2120	
2536.70 - 2540.03	823	967	1111	1255	1399	1543	1687	1831	1975	2119	
2540.04 - 2543.36	822	966	1110	1254	1398	1542	1686	1830	1974	2118	
2543.37 - 2546.69	821	965	1109	1253	1397	1541	1685	1829	1973	2117	
2546.70 - 2550.03	820	964	1108	1252	1396	1540	1684	1828	1972	2116	
2550.04 - 2553.36	819	963	1107	1251	1395	1539	1683	1827	1971	2115	
2553.37 - 2556.69	818	962	1106	1250	1394	1538	1682	1826	1970	2114	

Basis of Issuance  
October 1, 2017  
Allotments by Household Size  
Number of Persons in Household

Reduction Amt: 30%

Monthly Net Income	Coupon / EBT Allotments by Household Size										
	Number of Persons in the Household										
	11 Persons	12 Persons	13 Persons	14 Persons	15 Persons	16 Persons	17 Persons	18 Persons	19 Persons	20 Persons	
2556.70 - 2560.03	817	961	1105	1249	1393	1537	1681	1825	1969	2113	
2560.04 - 2563.36	816	960	1104	1248	1392	1536	1680	1824	1968	2112	
2563.37 - 2566.69	815	959	1103	1247	1391	1535	1679	1823	1967	2111	
2566.70 - 2570.03	814	958	1102	1246	1390	1534	1678	1822	1966	2110	
2570.04 - 2573.36	813	957	1101	1245	1389	1533	1677	1821	1965	2109	
2573.37 - 2576.69	812	956	1100	1244	1388	1532	1676	1820	1964	2108	
2576.70 - 2580.03	811	955	1099	1243	1387	1531	1675	1819	1963	2107	
2580.04 - 2583.36	810	954	1098	1242	1386	1530	1674	1818	1962	2106	
2583.37 - 2586.69	809	953	1097	1241	1385	1529	1673	1817	1961	2105	
2586.70 - 2590.03	808	952	1096	1240	1384	1528	1672	1816	1960	2104	
2590.04 - 2593.36	807	951	1095	1239	1383	1527	1671	1815	1959	2103	
2593.37 - 2596.69	806	950	1094	1238	1382	1526	1670	1814	1958	2102	
2596.70 - 2600.03	805	949	1093	1237	1381	1525	1669	1813	1957	2101	
2600.04 - 2603.36	804	948	1092	1236	1380	1524	1668	1812	1956	2100	
2603.37 - 2606.69	803	947	1091	1235	1379	1523	1667	1811	1955	2099	
2606.70 - 2610.03	802	946	1090	1234	1378	1522	1666	1810	1954	2098	
2610.04 - 2613.36	801	945	1089	1233	1377	1521	1665	1809	1953	2097	
2613.37 - 2616.69	800	944	1088	1232	1376	1520	1664	1808	1952	2096	
2616.70 - 2620.03	799	943	1087	1231	1375	1519	1663	1807	1951	2095	
2620.04 - 2623.36	798	942	1086	1230	1374	1518	1662	1806	1950	2094	
2623.37 - 2626.69	797	941	1085	1229	1373	1517	1661	1805	1949	2093	
2626.70 - 2630.03	796	940	1084	1228	1372	1516	1660	1804	1948	2092	
2630.04 - 2633.36	795	939	1083	1227	1371	1515	1659	1803	1947	2091	
2633.37 - 2636.69	794	938	1082	1226	1370	1514	1658	1802	1946	2090	
2636.70 - 2640.03	793	937	1081	1225	1369	1513	1657	1801	1945	2089	
2640.04 - 2643.36	792	936	1080	1224	1368	1512	1656	1800	1944	2088	
2643.37 - 2646.69	791	935	1079	1223	1367	1511	1655	1799	1943	2087	
2646.70 - 2650.03	790	934	1078	1222	1366	1510	1654	1798	1942	2086	
2650.04 - 2653.36	789	933	1077	1221	1365	1509	1653	1797	1941	2085	
2653.37 - 2656.69	788	932	1076	1220	1364	1508	1652	1796	1940	2084	
2656.70 - 2660.03	787	931	1075	1219	1363	1507	1651	1795	1939	2083	
2660.04 - 2663.36	786	930	1074	1218	1362	1506	1650	1794	1938	2082	
2663.37 - 2666.69	785	929	1073	1217	1361	1505	1649	1793	1937	2081	
2666.70 - 2670.03	784	928	1072	1216	1360	1504	1648	1792	1936	2080	

Basis of Issuance  
 October 1, 2017  
 Allotments by Household Size  
 Number of Persons in Household

Reduction Amt: 30%

Monthly Net Income	Coupon / EBT Allotments by Household Size										
	Number of Persons in the Household										
	11 Persons	12 Persons	13 Persons	14 Persons	15 Persons	16 Persons	17 Persons	18 Persons	19 Persons	20 Persons	
2670.04 - 2673.36	783	927	1071	1215	1359	1503	1647	1791	1935	2079	
2673.37 - 2676.69	782	926	1070	1214	1358	1502	1646	1790	1934	2078	
2676.70 - 2680.03	781	925	1069	1213	1357	1501	1645	1789	1933	2077	
2680.04 - 2683.36	780	924	1068	1212	1356	1500	1644	1788	1932	2076	
2683.37 - 2686.69	779	923	1067	1211	1355	1499	1643	1787	1931	2075	
2686.70 - 2690.03	778	922	1066	1210	1354	1498	1642	1786	1930	2074	
2690.04 - 2693.36	777	921	1065	1209	1353	1497	1641	1785	1929	2073	
2693.37 - 2696.69	776	920	1064	1208	1352	1496	1640	1784	1928	2072	
2696.70 - 2700.03	775	919	1063	1207	1351	1495	1639	1783	1927	2071	
2700.04 - 2703.36	774	918	1062	1206	1350	1494	1638	1782	1926	2070	
2703.37 - 2706.69	773	917	1061	1205	1349	1493	1637	1781	1925	2069	
2706.70 - 2710.03	772	916	1060	1204	1348	1492	1636	1780	1924	2068	
2710.04 - 2713.36	771	915	1059	1203	1347	1491	1635	1779	1923	2067	
2713.37 - 2716.69	770	914	1058	1202	1346	1490	1634	1778	1922	2066	
2716.70 - 2720.03	769	913	1057	1201	1345	1489	1633	1777	1921	2065	
2720.04 - 2723.36	768	912	1056	1200	1344	1488	1632	1776	1920	2064	
2723.37 - 2726.69	767	911	1055	1199	1343	1487	1631	1775	1919	2063	
2726.70 - 2730.03	766	910	1054	1198	1342	1486	1630	1774	1918	2062	
2730.04 - 2733.36	765	909	1053	1197	1341	1485	1629	1773	1917	2061	
2733.37 - 2736.69	764	908	1052	1196	1340	1484	1628	1772	1916	2060	
2736.70 - 2740.03	763	907	1051	1195	1339	1483	1627	1771	1915	2059	
2740.04 - 2743.36	762	906	1050	1194	1338	1482	1626	1770	1914	2058	
2743.37 - 2746.69	761	905	1049	1193	1337	1481	1625	1769	1913	2057	
2746.70 - 2750.03	760	904	1048	1192	1336	1480	1624	1768	1912	2056	
2750.04 - 2753.36	759	903	1047	1191	1335	1479	1623	1767	1911	2055	
2753.37 - 2756.69	758	902	1046	1190	1334	1478	1622	1766	1910	2054	
2756.70 - 2760.03	757	901	1045	1189	1333	1477	1621	1765	1909	2053	
2760.04 - 2763.36	756	900	1044	1188	1332	1476	1620	1764	1908	2052	
2763.37 - 2766.69	755	899	1043	1187	1331	1475	1619	1763	1907	2051	
2766.70 - 2770.03	754	898	1042	1186	1330	1474	1618	1762	1906	2050	
2770.04 - 2773.36	753	897	1041	1185	1329	1473	1617	1761	1905	2049	
2773.37 - 2776.69	752	896	1040	1184	1328	1472	1616	1760	1904	2048	
2776.70 - 2780.03	751	895	1039	1183	1327	1471	1615	1759	1903	2047	

Reduction Amt: 30%

Monthly Net Income	Coupon / EBT Allotments by Household Size										
	Number of Persons in the Household										
	11 Persons	12 Persons	13 Persons	14 Persons	15 Persons	16 Persons	17 Persons	18 Persons	19 Persons	20 Persons	
2780.04 - 2783.36	750	894	1038	1182	1326	1470	1614	1758	1902	2046	
2783.37 - 2786.69	749	893	1037	1181	1325	1469	1613	1757	1901	2045	
2786.70 - 2790.03	748	892	1036	1180	1324	1468	1612	1756	1900	2044	
2790.04 - 2793.36	747	891	1035	1179	1323	1467	1611	1755	1899	2043	
2793.37 - 2796.69	746	890	1034	1178	1322	1466	1610	1754	1898	2042	
2796.70 - 2800.03	745	889	1033	1177	1321	1465	1609	1753	1897	2041	
2800.04 - 2803.36	744	888	1032	1176	1320	1464	1608	1752	1896	2040	
2803.37 - 2806.69	743	887	1031	1175	1319	1463	1607	1751	1895	2039	
2806.70 - 2810.03	742	886	1030	1174	1318	1462	1606	1750	1894	2038	
2810.04 - 2813.36	741	885	1029	1173	1317	1461	1605	1749	1893	2037	
2813.37 - 2816.69	740	884	1028	1172	1316	1460	1604	1748	1892	2036	
2816.70 - 2820.03	739	883	1027	1171	1315	1459	1603	1747	1891	2035	
2820.04 - 2823.36	738	882	1026	1170	1314	1458	1602	1746	1890	2034	
2823.37 - 2826.69	737	881	1025	1169	1313	1457	1601	1745	1889	2033	
2826.70 - 2830.03	736	880	1024	1168	1312	1456	1600	1744	1888	2032	
2830.04 - 2833.36	735	879	1023	1167	1311	1455	1599	1743	1887	2031	
2833.37 - 2836.69	734	878	1022	1166	1310	1454	1598	1742	1886	2030	
2836.70 - 2840.03	733	877	1021	1165	1309	1453	1597	1741	1885	2029	
2840.04 - 2843.36	732	876	1020	1164	1308	1452	1596	1740	1884	2028	
2843.37 - 2846.69	731	875	1019	1163	1307	1451	1595	1739	1883	2027	
2846.70 - 2850.03	730	874	1018	1162	1306	1450	1594	1738	1882	2026	
2850.04 - 2853.36	729	873	1017	1161	1305	1449	1593	1737	1881	2025	
2853.37 - 2856.69	728	872	1016	1160	1304	1448	1592	1736	1880	2024	
2856.70 - 2860.03	727	871	1015	1159	1303	1447	1591	1735	1879	2023	
2860.04 - 2863.36	726	870	1014	1158	1302	1446	1590	1734	1878	2022	
2863.37 - 2866.69	725	869	1013	1157	1301	1445	1589	1733	1877	2021	
2866.70 - 2870.03	724	868	1012	1156	1300	1444	1588	1732	1876	2020	
2870.04 - 2873.36	723	867	1011	1155	1299	1443	1587	1731	1875	2019	
2873.37 - 2876.69	722	866	1010	1154	1298	1442	1586	1730	1874	2018	
2876.70 - 2880.03	721	865	1009	1153	1297	1441	1585	1729	1873	2017	
2880.04 - 2883.36	720	864	1008	1152	1296	1440	1584	1728	1872	2016	
2883.37 - 2886.69	719	863	1007	1151	1295	1439	1583	1727	1871	2015	
2886.70 - 2890.03	718	862	1006	1150	1294	1438	1582	1726	1870	2014	

Reduction Amt: 30%

Monthly Net Income	----- Coupon / EBT Allotments by Household Size -----										
	Number of Persons in the Household										
	11 Persons	12 Persons	13 Persons	14 Persons	15 Persons	16 Persons	17 Persons	18 Persons	19 Persons	20 Persons	
2890.04 - 2893.36	717	861	1005	1149	1293	1437	1581	1725	1869	2013	
2893.37 - 2896.69	716	860	1004	1148	1292	1436	1580	1724	1868	2012	
2896.70 - 2900.03	715	859	1003	1147	1291	1435	1579	1723	1867	2011	
2900.04 - 2903.36	714	858	1002	1146	1290	1434	1578	1722	1866	2010	
2903.37 - 2906.69	713	857	1001	1145	1289	1433	1577	1721	1865	2009	
2906.70 - 2910.03	712	856	1000	1144	1288	1432	1576	1720	1864	2008	
2910.04 - 2913.36	711	855	999	1143	1287	1431	1575	1719	1863	2007	
2913.37 - 2916.69	710	854	998	1142	1286	1430	1574	1718	1862	2006	
2916.70 - 2920.03	709	853	997	1141	1285	1429	1573	1717	1861	2005	
2920.04 - 2923.36	708	852	996	1140	1284	1428	1572	1716	1860	2004	
2923.37 - 2926.69	707	851	995	1139	1283	1427	1571	1715	1859	2003	
2926.70 - 2930.03	706	850	994	1138	1282	1426	1570	1714	1858	2002	
2930.04 - 2933.36	705	849	993	1137	1281	1425	1569	1713	1857	2001	
2933.37 - 2936.69	704	848	992	1136	1280	1424	1568	1712	1856	2000	
2936.70 - 2940.03	703	847	991	1135	1279	1423	1567	1711	1855	1999	
2940.04 - 2943.36	702	846	990	1134	1278	1422	1566	1710	1854	1998	
2943.37 - 2946.69	701	845	989	1133	1277	1421	1565	1709	1853	1997	
2946.70 - 2950.03	700	844	988	1132	1276	1420	1564	1708	1852	1996	
2950.04 - 2953.36	699	843	987	1131	1275	1419	1563	1707	1851	1995	
2953.37 - 2956.69	698	842	986	1130	1274	1418	1562	1706	1850	1994	
2956.70 - 2960.03	697	841	985	1129	1273	1417	1561	1705	1849	1993	
2960.04 - 2963.36	696	840	984	1128	1272	1416	1560	1704	1848	1992	
2963.37 - 2966.69	695	839	983	1127	1271	1415	1559	1703	1847	1991	
2966.70 - 2970.03	694	838	982	1126	1270	1414	1558	1702	1846	1990	
2970.04 - 2973.36	693	837	981	1125	1269	1413	1557	1701	1845	1989	
2973.37 - 2976.69	692	836	980	1124	1268	1412	1556	1700	1844	1988	
2976.70 - 2980.03	691	835	979	1123	1267	1411	1555	1699	1843	1987	
2980.04 - 2983.36	690	834	978	1122	1266	1410	1554	1698	1842	1986	
2983.37 - 2986.69	689	833	977	1121	1265	1409	1553	1697	1841	1985	
2986.70 - 2990.03	688	832	976	1120	1264	1408	1552	1696	1840	1984	
2990.04 - 2993.36	687	831	975	1119	1263	1407	1551	1695	1839	1983	
2993.37 - 2996.69	686	830	974	1118	1262	1406	1550	1694	1838	1982	
2996.70 - 3000.03	685	829	973	1117	1261	1405	1549	1693	1837	1981	
3000.04 - 3003.36	684	828	972	1116	1260	1404	1548	1692	1836	1980	

Basis of Issuance  
October 1, 2017  
Allotments by Household Size  
Number of Persons in Household

Reduction Amt: 30%

Monthly Net Income	Coupon / EBT Allotments by Household Size										
	Number of Persons in the Household										
	11 Persons	12 Persons	13 Persons	14 Persons	15 Persons	16 Persons	17 Persons	18 Persons	19 Persons	20 Persons	
3003.37 - 3006.69	683	827	971	1115	1259	1403	1547	1691	1835	1979	
3006.70 - 3010.03	682	826	970	1114	1258	1402	1546	1690	1834	1978	
3010.04 - 3013.36	681	825	969	1113	1257	1401	1545	1689	1833	1977	
3013.37 - 3016.69	680	824	968	1112	1256	1400	1544	1688	1832	1976	
3016.70 - 3020.03	679	823	967	1111	1255	1399	1543	1687	1831	1975	
3020.04 - 3023.36	678	822	966	1110	1254	1398	1542	1686	1830	1974	
3023.37 - 3026.69	677	821	965	1109	1253	1397	1541	1685	1829	1973	
3026.70 - 3030.03	676	820	964	1108	1252	1396	1540	1684	1828	1972	
3030.04 - 3033.36	675	819	963	1107	1251	1395	1539	1683	1827	1971	
3033.37 - 3036.69	674	818	962	1106	1250	1394	1538	1682	1826	1970	
3036.70 - 3040.03	673	817	961	1105	1249	1393	1537	1681	1825	1969	
3040.04 - 3043.36	672	816	960	1104	1248	1392	1536	1680	1824	1968	
3043.37 - 3046.69	671	815	959	1103	1247	1391	1535	1679	1823	1967	
3046.70 - 3050.03	670	814	958	1102	1246	1390	1534	1678	1822	1966	
3050.04 - 3053.36	669	813	957	1101	1245	1389	1533	1677	1821	1965	
3053.37 - 3056.69	668	812	956	1100	1244	1388	1532	1676	1820	1964	
3056.70 - 3060.03	667	811	955	1099	1243	1387	1531	1675	1819	1963	
3060.04 - 3063.36	666	810	954	1098	1242	1386	1530	1674	1818	1962	
3063.37 - 3066.69	665	809	953	1097	1241	1385	1529	1673	1817	1961	
3066.70 - 3070.03	664	808	952	1096	1240	1384	1528	1672	1816	1960	
3070.04 - 3073.36	663	807	951	1095	1239	1383	1527	1671	1815	1959	
3073.37 - 3076.69	662	806	950	1094	1238	1382	1526	1670	1814	1958	
3076.70 - 3080.03	661	805	949	1093	1237	1381	1525	1669	1813	1957	
3080.04 - 3083.36	660	804	948	1092	1236	1380	1524	1668	1812	1956	
3083.37 - 3086.69	659	803	947	1091	1235	1379	1523	1667	1811	1955	
3086.70 - 3090.03	658	802	946	1090	1234	1378	1522	1666	1810	1954	
3090.04 - 3093.36	657	801	945	1089	1233	1377	1521	1665	1809	1953	
3093.37 - 3096.69	656	800	944	1088	1232	1376	1520	1664	1808	1952	
3096.70 - 3100.03	655	799	943	1087	1231	1375	1519	1663	1807	1951	
3100.04 - 3103.36	654	798	942	1086	1230	1374	1518	1662	1806	1950	
3103.37 - 3106.69	653	797	941	1085	1229	1373	1517	1661	1805	1949	
3106.70 - 3110.03	652	796	940	1084	1228	1372	1516	1660	1804	1948	
3110.04 - 3113.36	651	795	939	1083	1227	1371	1515	1659	1803	1947	

Reduction Amt: 30%

Monthly Net Income	Coupon / EBT Allotments by Household Size										
	Number of Persons in the Household										
	11 Persons	12 Persons	13 Persons	14 Persons	15 Persons	16 Persons	17 Persons	18 Persons	19 Persons	20 Persons	
3113.37 - 3116.69	650	794	938	1082	1226	1370	1514	1658	1802	1946	
3116.70 - 3120.03	649	793	937	1081	1225	1369	1513	1657	1801	1945	
3120.04 - 3123.36	648	792	936	1080	1224	1368	1512	1656	1800	1944	
3123.37 - 3126.69	647	791	935	1079	1223	1367	1511	1655	1799	1943	
3126.70 - 3130.03	646	790	934	1078	1222	1366	1510	1654	1798	1942	
3130.04 - 3133.36	645	789	933	1077	1221	1365	1509	1653	1797	1941	
3133.37 - 3136.69	644	788	932	1076	1220	1364	1508	1652	1796	1940	
3136.70 - 3140.03	643	787	931	1075	1219	1363	1507	1651	1795	1939	
3140.04 - 3143.36	642	786	930	1074	1218	1362	1506	1650	1794	1938	
3143.37 - 3146.69	641	785	929	1073	1217	1361	1505	1649	1793	1937	
3146.70 - 3150.03	640	784	928	1072	1216	1360	1504	1648	1792	1936	
3150.04 - 3153.36	639	783	927	1071	1215	1359	1503	1647	1791	1935	
3153.37 - 3156.69	638	782	926	1070	1214	1358	1502	1646	1790	1934	
3156.70 - 3160.03	637	781	925	1069	1213	1357	1501	1645	1789	1933	
3160.04 - 3163.36	636	780	924	1068	1212	1356	1500	1644	1788	1932	
3163.37 - 3166.69	635	779	923	1067	1211	1355	1499	1643	1787	1931	
3166.70 - 3170.03	634	778	922	1066	1210	1354	1498	1642	1786	1930	
3170.04 - 3173.36	633	777	921	1065	1209	1353	1497	1641	1785	1929	
3173.37 - 3176.69	632	776	920	1064	1208	1352	1496	1640	1784	1928	
3176.70 - 3180.03	631	775	919	1063	1207	1351	1495	1639	1783	1927	
3180.04 - 3183.36	630	774	918	1062	1206	1350	1494	1638	1782	1926	
3183.37 - 3186.69	629	773	917	1061	1205	1349	1493	1637	1781	1925	
3186.70 - 3190.03	628	772	916	1060	1204	1348	1492	1636	1780	1924	
3190.04 - 3193.36	627	771	915	1059	1203	1347	1491	1635	1779	1923	
3193.37 - 3196.69	626	770	914	1058	1202	1346	1490	1634	1778	1922	
3196.70 - 3200.03	625	769	913	1057	1201	1345	1489	1633	1777	1921	
3200.04 - 3203.36	624	768	912	1056	1200	1344	1488	1632	1776	1920	
3203.37 - 3206.69	623	767	911	1055	1199	1343	1487	1631	1775	1919	
3206.70 - 3210.03	622	766	910	1054	1198	1342	1486	1630	1774	1918	
3210.04 - 3213.36	621	765	909	1053	1197	1341	1485	1629	1773	1917	
3213.37 - 3216.69	620	764	908	1052	1196	1340	1484	1628	1772	1916	
3216.70 - 3220.03	619	763	907	1051	1195	1339	1483	1627	1771	1915	
3220.04 - 3223.36	618	762	906	1050	1194	1338	1482	1626	1770	1914	
3223.37 - 3226.69	617	761	905	1049	1193	1337	1481	1625	1769	1913	

Basis of Issuance  
October 1, 2017  
Allotments by Household Size  
Number of Persons in Household

Reduction Amt: 30%

Monthly Net Income	Coupon / EBT Allotments by Household Size										
	Number of Persons in the Household										
	11 Persons	12 Persons	13 Persons	14 Persons	15 Persons	16 Persons	17 Persons	18 Persons	19 Persons	20 Persons	
3226.70 - 3230.03	616	760	904	1048	1192	1336	1480	1624	1768	1912	
3230.04 - 3233.36	615	759	903	1047	1191	1335	1479	1623	1767	1911	
3233.37 - 3236.69	614	758	902	1046	1190	1334	1478	1622	1766	1910	
3236.70 - 3240.03	613	757	901	1045	1189	1333	1477	1621	1765	1909	
3240.04 - 3243.36	612	756	900	1044	1188	1332	1476	1620	1764	1908	
3243.37 - 3246.69	611	755	899	1043	1187	1331	1475	1619	1763	1907	
3246.70 - 3250.03	610	754	898	1042	1186	1330	1474	1618	1762	1906	
3250.04 - 3253.36	609	753	897	1041	1185	1329	1473	1617	1761	1905	
3253.37 - 3256.69	608	752	896	1040	1184	1328	1472	1616	1760	1904	
3256.70 - 3260.03	607	751	895	1039	1183	1327	1471	1615	1759	1903	
3260.04 - 3263.36	606	750	894	1038	1182	1326	1470	1614	1758	1902	
3263.37 - 3266.69	605	749	893	1037	1181	1325	1469	1613	1757	1901	
3266.70 - 3270.03	604	748	892	1036	1180	1324	1468	1612	1756	1900	
3270.04 - 3273.36	603	747	891	1035	1179	1323	1467	1611	1755	1899	
3273.37 - 3276.69	602	746	890	1034	1178	1322	1466	1610	1754	1898	
3276.70 - 3280.03	601	745	889	1033	1177	1321	1465	1609	1753	1897	
3280.04 - 3283.36	600	744	888	1032	1176	1320	1464	1608	1752	1896	
3283.37 - 3286.69	599	743	887	1031	1175	1319	1463	1607	1751	1895	
3286.70 - 3290.03	598	742	886	1030	1174	1318	1462	1606	1750	1894	
3290.04 - 3293.36	597	741	885	1029	1173	1317	1461	1605	1749	1893	
3293.37 - 3296.69	596	740	884	1028	1172	1316	1460	1604	1748	1892	
3296.70 - 3300.03	595	739	883	1027	1171	1315	1459	1603	1747	1891	
3300.04 - 3303.36	594	738	882	1026	1170	1314	1458	1602	1746	1890	
3303.37 - 3306.69	593	737	881	1025	1169	1313	1457	1601	1745	1889	
3306.70 - 3310.03	592	736	880	1024	1168	1312	1456	1600	1744	1888	
3310.04 - 3313.36	591	735	879	1023	1167	1311	1455	1599	1743	1887	
3313.37 - 3316.69	590	734	878	1022	1166	1310	1454	1598	1742	1886	
3316.70 - 3320.03	589	733	877	1021	1165	1309	1453	1597	1741	1885	
3320.04 - 3323.36	588	732	876	1020	1164	1308	1452	1596	1740	1884	
3323.37 - 3326.69	587	731	875	1019	1163	1307	1451	1595	1739	1883	
3326.70 - 3330.03	586	730	874	1018	1162	1306	1450	1594	1738	1882	
3330.04 - 3333.36	585	729	873	1017	1161	1305	1449	1593	1737	1881	
3333.37 - 3336.69	584	728	872	1016	1160	1304	1448	1592	1736	1880	



Basis of Issuance  
October 1, 2017  
Allotments by Household Size  
Number of Persons in Household

Reduction Amt: 30%

Monthly Net Income	Coupon / EBT Allotments by Household Size										
	Number of Persons in the Household										
	11 Persons	12 Persons	13 Persons	14 Persons	15 Persons	16 Persons	17 Persons	18 Persons	19 Persons	20 Persons	
3336.70 - 3340.03	583	727	871	1015	1159	1303	1447	1591	1735	1879	
3340.04 - 3343.36	582	726	870	1014	1158	1302	1446	1590	1734	1878	
3343.37 - 3346.69	581	725	869	1013	1157	1301	1445	1589	1733	1877	
3346.70 - 3350.03	580	724	868	1012	1156	1300	1444	1588	1732	1876	
3350.04 - 3353.36	579	723	867	1011	1155	1299	1443	1587	1731	1875	
3353.37 - 3356.69	578	722	866	1010	1154	1298	1442	1586	1730	1874	
3356.70 - 3360.03	577	721	865	1009	1153	1297	1441	1585	1729	1873	
3360.04 - 3363.36	576	720	864	1008	1152	1296	1440	1584	1728	1872	
3363.37 - 3366.69	575	719	863	1007	1151	1295	1439	1583	1727	1871	
3366.70 - 3370.03	574	718	862	1006	1150	1294	1438	1582	1726	1870	
3370.04 - 3373.36	573	717	861	1005	1149	1293	1437	1581	1725	1869	
3373.37 - 3376.69	572	716	860	1004	1148	1292	1436	1580	1724	1868	
3376.70 - 3380.03	571	715	859	1003	1147	1291	1435	1579	1723	1867	
3380.04 - 3383.36	570	714	858	1002	1146	1290	1434	1578	1722	1866	
3383.37 - 3386.69	569	713	857	1001	1145	1289	1433	1577	1721	1865	
3386.70 - 3390.03	568	712	856	1000	1144	1288	1432	1576	1720	1864	
3390.04 - 3393.36	567	711	855	999	1143	1287	1431	1575	1719	1863	
3393.37 - 3396.69	566	710	854	998	1142	1286	1430	1574	1718	1862	
3396.70 - 3400.03	565	709	853	997	1141	1285	1429	1573	1717	1861	
3400.04 - 3403.36	564	708	852	996	1140	1284	1428	1572	1716	1860	
3403.37 - 3406.69	563	707	851	995	1139	1283	1427	1571	1715	1859	
3406.70 - 3410.03	562	706	850	994	1138	1282	1426	1570	1714	1858	
3410.04 - 3413.36	561	705	849	993	1137	1281	1425	1569	1713	1857	
3413.37 - 3416.69	560	704	848	992	1136	1280	1424	1568	1712	1856	
3416.70 - 3420.03	559	703	847	991	1135	1279	1423	1567	1711	1855	
3420.04 - 3423.36	558	702	846	990	1134	1278	1422	1566	1710	1854	
3423.37 - 3426.69	557	701	845	989	1133	1277	1421	1565	1709	1853	
3426.70 - 3430.03	556	700	844	988	1132	1276	1420	1564	1708	1852	
3430.04 - 3433.36	555	699	843	987	1131	1275	1419	1563	1707	1851	
3433.37 - 3436.69	554	698	842	986	1130	1274	1418	1562	1706	1850	
3436.70 - 3440.03	553	697	841	985	1129	1273	1417	1561	1705	1849	
3440.04 - 3443.36	552	696	840	984	1128	1272	1416	1560	1704	1848	
3443.37 - 3446.69	551	695	839	983	1127	1271	1415	1559	1703	1847	
3446.70 - 3450.03	550	694	838	982	1126	1270	1414	1558	1702	1846	

Basis of Issuance  
October 1, 2017  
Allotments by Household Size  
Number of Persons in Household

Reduction Amt: 30%

Monthly Net Income	Coupon / EBT Allotments by Household Size										
	Number of Persons in the Household										
	11 Persons	12 Persons	13 Persons	14 Persons	15 Persons	16 Persons	17 Persons	18 Persons	19 Persons	20 Persons	
3450.04 - 3453.36	549	693	837	981	1125	1269	1413	1557	1701	1845	
3453.37 - 3456.69	548	692	836	980	1124	1268	1412	1556	1700	1844	
3456.70 - 3460.03	547	691	835	979	1123	1267	1411	1555	1699	1843	
3460.04 - 3463.36	546	690	834	978	1122	1266	1410	1554	1698	1842	
3463.37 - 3466.69	545	689	833	977	1121	1265	1409	1553	1697	1841	
3466.70 - 3470.03	544	688	832	976	1120	1264	1408	1552	1696	1840	
3470.04 - 3473.36	543	687	831	975	1119	1263	1407	1551	1695	1839	
3473.37 - 3476.69	542	686	830	974	1118	1262	1406	1550	1694	1838	
3476.70 - 3480.03	541	685	829	973	1117	1261	1405	1549	1693	1837	
3480.04 - 3483.36	540	684	828	972	1116	1260	1404	1548	1692	1836	
3483.37 - 3486.69	539	683	827	971	1115	1259	1403	1547	1691	1835	
3486.70 - 3490.03	538	682	826	970	1114	1258	1402	1546	1690	1834	
3490.04 - 3493.36	537	681	825	969	1113	1257	1401	1545	1689	1833	
3493.37 - 3496.69	536	680	824	968	1112	1256	1400	1544	1688	1832	
3496.70 - 3500.03	535	679	823	967	1111	1255	1399	1543	1687	1831	
3500.04 - 3503.36	534	678	822	966	1110	1254	1398	1542	1686	1830	
3503.37 - 3506.69	533	677	821	965	1109	1253	1397	1541	1685	1829	
3506.70 - 3510.03	532	676	820	964	1108	1252	1396	1540	1684	1828	
3510.04 - 3513.36	531	675	819	963	1107	1251	1395	1539	1683	1827	
3513.37 - 3516.69	530	674	818	962	1106	1250	1394	1538	1682	1826	
3516.70 - 3520.03	529	673	817	961	1105	1249	1393	1537	1681	1825	
3520.04 - 3523.36	528	672	816	960	1104	1248	1392	1536	1680	1824	
3523.37 - 3526.69	527	671	815	959	1103	1247	1391	1535	1679	1823	
3526.70 - 3530.03	526	670	814	958	1102	1246	1390	1534	1678	1822	
3530.04 - 3533.36	525	669	813	957	1101	1245	1389	1533	1677	1821	
3533.37 - 3536.69	524	668	812	956	1100	1244	1388	1532	1676	1820	
3536.70 - 3540.03	523	667	811	955	1099	1243	1387	1531	1675	1819	
3540.04 - 3543.36	522	666	810	954	1098	1242	1386	1530	1674	1818	
3543.37 - 3546.69	521	665	809	953	1097	1241	1385	1529	1673	1817	
3546.70 - 3550.03	520	664	808	952	1096	1240	1384	1528	1672	1816	
3550.04 - 3553.36	519	663	807	951	1095	1239	1383	1527	1671	1815	
3553.37 - 3556.69	518	662	806	950	1094	1238	1382	1526	1670	1814	
3556.70 - 3560.03	517	661	805	949	1093	1237	1381	1525	1669	1813	

Basis of Issuance  
October 1, 2017  
Allotments by Household Size  
Number of Persons in Household

Reduction Amt: 30%

Monthly Net Income	----- Coupon / EBT Allotments by Household Size -----										
	Number of Persons in the Household										
	11 Persons	12 Persons	13 Persons	14 Persons	15 Persons	16 Persons	17 Persons	18 Persons	19 Persons	20 Persons	
3560.04 - 3563.36	516	660	804	948	1092	1236	1380	1524	1668	1812	
3563.37 - 3566.69	515	659	803	947	1091	1235	1379	1523	1667	1811	
3566.70 - 3570.03	514	658	802	946	1090	1234	1378	1522	1666	1810	
3570.04 - 3573.36	513	657	801	945	1089	1233	1377	1521	1665	1809	
3573.37 - 3576.69	512	656	800	944	1088	1232	1376	1520	1664	1808	
3576.70 - 3580.03	511	655	799	943	1087	1231	1375	1519	1663	1807	
3580.04 - 3583.36	510	654	798	942	1086	1230	1374	1518	1662	1806	
3583.37 - 3586.69	509	653	797	941	1085	1229	1373	1517	1661	1805	
3586.70 - 3590.03	508	652	796	940	1084	1228	1372	1516	1660	1804	
3590.04 - 3593.36	507	651	795	939	1083	1227	1371	1515	1659	1803	
3593.37 - 3596.69	506	650	794	938	1082	1226	1370	1514	1658	1802	
3596.70 - 3600.03	505	649	793	937	1081	1225	1369	1513	1657	1801	
3600.04 - 3603.36	504	648	792	936	1080	1224	1368	1512	1656	1800	
3603.37 - 3606.69	503	647	791	935	1079	1223	1367	1511	1655	1799	
3606.70 - 3610.03	502	646	790	934	1078	1222	1366	1510	1654	1798	
3610.04 - 3613.36	501	645	789	933	1077	1221	1365	1509	1653	1797	
3613.37 - 3616.69	500	644	788	932	1076	1220	1364	1508	1652	1796	
3616.70 - 3620.03	499	643	787	931	1075	1219	1363	1507	1651	1795	
3620.04 - 3623.36	498	642	786	930	1074	1218	1362	1506	1650	1794	
3623.37 - 3626.69	497	641	785	929	1073	1217	1361	1505	1649	1793	
3626.70 - 3630.03	496	640	784	928	1072	1216	1360	1504	1648	1792	
3630.04 - 3633.36	495	639	783	927	1071	1215	1359	1503	1647	1791	
3633.37 - 3636.69	494	638	782	926	1070	1214	1358	1502	1646	1790	
3636.70 - 3640.03	493	637	781	925	1069	1213	1357	1501	1645	1789	
3640.04 - 3643.36	492	636	780	924	1068	1212	1356	1500	1644	1788	
3643.37 - 3646.69	491	635	779	923	1067	1211	1355	1499	1643	1787	
3646.70 - 3650.03	490	634	778	922	1066	1210	1354	1498	1642	1786	
3650.04 - 3653.36	489	633	777	921	1065	1209	1353	1497	1641	1785	
3653.37 - 3656.69	488	632	776	920	1064	1208	1352	1496	1640	1784	
3656.70 - 3660.03	487	631	775	919	1063	1207	1351	1495	1639	1783	
3660.04 - 3663.36	486	630	774	918	1062	1206	1350	1494	1638	1782	
3663.37 - 3666.69	485	629	773	917	1061	1205	1349	1493	1637	1781	
3666.70 - 3670.03	484	628	772	916	1060	1204	1348	1492	1636	1780	

Reduction Amt: 30%

Monthly Net Income	----- Coupon / EBT Allotments by Household Size -----										
	Number of Persons in the Household										
	11 Persons	12 Persons	13 Persons	14 Persons	15 Persons	16 Persons	17 Persons	18 Persons	19 Persons	20 Persons	
3670.04 - 3673.36	483	627	771	915	1059	1203	1347	1491	1635	1779	
3673.37 - 3676.69	482	626	770	914	1058	1202	1346	1490	1634	1778	
3676.70 - 3680.03	481	625	769	913	1057	1201	1345	1489	1633	1777	
3680.04 - 3683.36	480	624	768	912	1056	1200	1344	1488	1632	1776	
3683.37 - 3686.69	479	623	767	911	1055	1199	1343	1487	1631	1775	
3686.70 - 3690.03	478	622	766	910	1054	1198	1342	1486	1630	1774	
3690.04 - 3693.36	477	621	765	909	1053	1197	1341	1485	1629	1773	
3693.37 - 3696.69	476	620	764	908	1052	1196	1340	1484	1628	1772	
3696.70 - 3700.03	475	619	763	907	1051	1195	1339	1483	1627	1771	
3700.04 - 3703.36	474	618	762	906	1050	1194	1338	1482	1626	1770	
3703.37 - 3706.69	473	617	761	905	1049	1193	1337	1481	1625	1769	
3706.70 - 3710.03	472	616	760	904	1048	1192	1336	1480	1624	1768	
3710.04 - 3713.36	471	615	759	903	1047	1191	1335	1479	1623	1767	
3713.37 - 3716.69	470	614	758	902	1046	1190	1334	1478	1622	1766	
3716.70 - 3720.03	469	613	757	901	1045	1189	1333	1477	1621	1765	
3720.04 - 3723.36	468	612	756	900	1044	1188	1332	1476	1620	1764	
3723.37 - 3726.69	467	611	755	899	1043	1187	1331	1475	1619	1763	
3726.70 - 3730.03	466	610	754	898	1042	1186	1330	1474	1618	1762	
3730.04 - 3733.36	465	609	753	897	1041	1185	1329	1473	1617	1761	
3733.37 - 3736.69	464	608	752	896	1040	1184	1328	1472	1616	1760	
3736.70 - 3740.03	463	607	751	895	1039	1183	1327	1471	1615	1759	
3740.04 - 3743.36	462	606	750	894	1038	1182	1326	1470	1614	1758	
3743.37 - 3746.69	461	605	749	893	1037	1181	1325	1469	1613	1757	
3746.70 - 3750.03	460	604	748	892	1036	1180	1324	1468	1612	1756	
3750.04 - 3753.36	459	603	747	891	1035	1179	1323	1467	1611	1755	
3753.37 - 3756.69	458	602	746	890	1034	1178	1322	1466	1610	1754	
3756.70 - 3760.03	457	601	745	889	1033	1177	1321	1465	1609	1753	
3760.04 - 3763.36	456	600	744	888	1032	1176	1320	1464	1608	1752	
3763.37 - 3766.69	455	599	743	887	1031	1175	1319	1463	1607	1751	
3766.70 - 3770.03	454	598	742	886	1030	1174	1318	1462	1606	1750	
3770.04 - 3773.36	453	597	741	885	1029	1173	1317	1461	1605	1749	
3773.37 - 3776.69	452	596	740	884	1028	1172	1316	1460	1604	1748	
3776.70 - 3780.03	451	595	739	883	1027	1171	1315	1459	1603	1747	
3780.04 - 3783.36	450	594	738	882	1026	1170	1314	1458	1602	1746	

Basis of Issuance  
 October 1, 2017  
 Allotments by Household Size  
 Number of Persons in Household

Reduction Amt: 30%

Monthly Net Income	----- Coupon / EBT Allotments by Household Size -----										
	Number of Persons in the Household										
	11 Persons	12 Persons	13 Persons	14 Persons	15 Persons	16 Persons	17 Persons	18 Persons	19 Persons	20 Persons	
3783.37 - 3786.69	449	593	737	881	1025	1169	1313	1457	1601	1745	
3786.70 - 3790.03	448	592	736	880	1024	1168	1312	1456	1600	1744	
3790.04 - 3793.36	447	591	735	879	1023	1167	1311	1455	1599	1743	
3793.37 - 3796.69	446	590	734	878	1022	1166	1310	1454	1598	1742	
3796.70 - 3800.03	445	589	733	877	1021	1165	1309	1453	1597	1741	
3800.04 - 3803.36	444	588	732	876	1020	1164	1308	1452	1596	1740	
3803.37 - 3806.69	443	587	731	875	1019	1163	1307	1451	1595	1739	
3806.70 - 3810.03	442	586	730	874	1018	1162	1306	1450	1594	1738	
3810.04 - 3813.36	441	585	729	873	1017	1161	1305	1449	1593	1737	
3813.37 - 3816.69	440	584	728	872	1016	1160	1304	1448	1592	1736	
3816.70 - 3820.03	439	583	727	871	1015	1159	1303	1447	1591	1735	
3820.04 - 3823.36	438	582	726	870	1014	1158	1302	1446	1590	1734	
3823.37 - 3826.69	437	581	725	869	1013	1157	1301	1445	1589	1733	
3826.70 - 3830.03	436	580	724	868	1012	1156	1300	1444	1588	1732	
3830.04 - 3833.36	435	579	723	867	1011	1155	1299	1443	1587	1731	
3833.37 - 3836.69	434	578	722	866	1010	1154	1298	1442	1586	1730	
3836.70 - 3840.03	433	577	721	865	1009	1153	1297	1441	1585	1729	
3840.04 - 3843.36	432	576	720	864	1008	1152	1296	1440	1584	1728	
3843.37 - 3846.69	431	575	719	863	1007	1151	1295	1439	1583	1727	
3846.70 - 3850.03	430	574	718	862	1006	1150	1294	1438	1582	1726	
3850.04 - 3853.36	429	573	717	861	1005	1149	1293	1437	1581	1725	
3853.37 - 3856.69	428	572	716	860	1004	1148	1292	1436	1580	1724	
3856.70 - 3860.03	427	571	715	859	1003	1147	1291	1435	1579	1723	
3860.04 - 3863.36	426	570	714	858	1002	1146	1290	1434	1578	1722	
3863.37 - 3866.69	425	569	713	857	1001	1145	1289	1433	1577	1721	
3866.70 - 3870.03	424	568	712	856	1000	1144	1288	1432	1576	1720	
3870.04 - 3873.36	423	567	711	855	999	1143	1287	1431	1575	1719	
3873.37 - 3876.69	422	566	710	854	998	1142	1286	1430	1574	1718	
3876.70 - 3880.03	421	565	709	853	997	1141	1285	1429	1573	1717	
3880.04 - 3883.36	420	564	708	852	996	1140	1284	1428	1572	1716	
3883.37 - 3886.69	419	563	707	851	995	1139	1283	1427	1571	1715	
3886.70 - 3890.03	418	562	706	850	994	1138	1282	1426	1570	1714	
3890.04 - 3893.36	417	561	705	849	993	1137	1281	1425	1569	1713	

Basis of Issuance  
October 1, 2017  
Allotments by Household Size  
Number of Persons in Household

Reduction Amt: 30%

Monthly Net Income	Coupon / EBT Allotments by Household Size										
	Number of Persons in the Household										
	11 Persons	12 Persons	13 Persons	14 Persons	15 Persons	16 Persons	17 Persons	18 Persons	19 Persons	20 Persons	
3893.37 - 3896.69	416	560	704	848	992	1136	1280	1424	1568	1712	
3896.70 - 3900.03	415	559	703	847	991	1135	1279	1423	1567	1711	
3900.04 - 3903.36	414	558	702	846	990	1134	1278	1422	1566	1710	
3903.37 - 3906.69	413	557	701	845	989	1133	1277	1421	1565	1709	
3906.70 - 3910.03	412	556	700	844	988	1132	1276	1420	1564	1708	
3910.04 - 3913.36	411	555	699	843	987	1131	1275	1419	1563	1707	
3913.37 - 3916.69	410	554	698	842	986	1130	1274	1418	1562	1706	
3916.70 - 3920.03	409	553	697	841	985	1129	1273	1417	1561	1705	
3920.04 - 3923.36	408	552	696	840	984	1128	1272	1416	1560	1704	
3923.37 - 3926.69	407	551	695	839	983	1127	1271	1415	1559	1703	
3926.70 - 3930.03	406	550	694	838	982	1126	1270	1414	1558	1702	
3930.04 - 3933.36	405	549	693	837	981	1125	1269	1413	1557	1701	
3933.37 - 3936.69	404	548	692	836	980	1124	1268	1412	1556	1700	
3936.70 - 3940.03	403	547	691	835	979	1123	1267	1411	1555	1699	
3940.04 - 3943.36	402	546	690	834	978	1122	1266	1410	1554	1698	
3943.37 - 3946.69	401	545	689	833	977	1121	1265	1409	1553	1697	
3946.70 - 3950.03	400	544	688	832	976	1120	1264	1408	1552	1696	
3950.04 - 3953.36	399	543	687	831	975	1119	1263	1407	1551	1695	
3953.37 - 3956.69	398	542	686	830	974	1118	1262	1406	1550	1694	
3956.70 - 3960.03	397	541	685	829	973	1117	1261	1405	1549	1693	
3960.04 - 3963.36	396	540	684	828	972	1116	1260	1404	1548	1692	
3963.37 - 3966.69	395	539	683	827	971	1115	1259	1403	1547	1691	
3966.70 - 3970.03	394	538	682	826	970	1114	1258	1402	1546	1690	
3970.04 - 3973.36	393	537	681	825	969	1113	1257	1401	1545	1689	
3973.37 - 3976.69	392	536	680	824	968	1112	1256	1400	1544	1688	
3976.70 - 3980.03	391	535	679	823	967	1111	1255	1399	1543	1687	
3980.04 - 3983.36	390	534	678	822	966	1110	1254	1398	1542	1686	
3983.37 - 3986.69	389	533	677	821	965	1109	1253	1397	1541	1685	
3986.70 - 3990.03	388	532	676	820	964	1108	1252	1396	1540	1684	
3990.04 - 3993.36	387	531	675	819	963	1107	1251	1395	1539	1683	
3993.37 - 3996.69	386	530	674	818	962	1106	1250	1394	1538	1682	
3996.70 - 4000.03	385	529	673	817	961	1105	1249	1393	1537	1681	
4000.04 - 4003.36	384	528	672	816	960	1104	1248	1392	1536	1680	
4003.37 - 4006.69	383	527	671	815	959	1103	1247	1391	1535	1679	

Basis of Issuance  
 October 1, 2017  
 Allotments by Household Size  
 Number of Persons in Household

Human Resources Administration  
 Family Independence Administration

Reduction Amt: 30%

Monthly Net Income	----- Coupon / EBT Allotments by Household Size -----										
	Number of Persons in the Household										
	11 Persons	12 Persons	13 Persons	14 Persons	15 Persons	16 Persons	17 Persons	18 Persons	19 Persons	20 Persons	
4006.70 - 4010.03	382	526	670	814	958	1102	1246	1390	1534	1678	
4010.04 - 4013.36	381	525	669	813	957	1101	1245	1389	1533	1677	
4013.37 - 4016.69	380	524	668	812	956	1100	1244	1388	1532	1676	
4016.70 - 4020.03	379	523	667	811	955	1099	1243	1387	1531	1675	
4020.04 - 4023.36	378	522	666	810	954	1098	1242	1386	1530	1674	
4023.37 - 4026.69	377	521	665	809	953	1097	1241	1385	1529	1673	
4026.70 - 4030.03	376	520	664	808	952	1096	1240	1384	1528	1672	
4030.04 - 4033.36	375	519	663	807	951	1095	1239	1383	1527	1671	
4033.37 - 4036.69	374	518	662	806	950	1094	1238	1382	1526	1670	
4036.70 - 4040.03	373	517	661	805	949	1093	1237	1381	1525	1669	
4040.04 - 4043.36	372	516	660	804	948	1092	1236	1380	1524	1668	
4043.37 - 4046.69	371	515	659	803	947	1091	1235	1379	1523	1667	
4046.70 - 4050.03	370	514	658	802	946	1090	1234	1378	1522	1666	
4050.04 - 4053.36	369	513	657	801	945	1089	1233	1377	1521	1665	
4053.37 - 4056.69	368	512	656	800	944	1088	1232	1376	1520	1664	
4056.70 - 4060.03	367	511	655	799	943	1087	1231	1375	1519	1663	
4060.04 - 4063.36	366	510	654	798	942	1086	1230	1374	1518	1662	
4063.37 - 4066.69	365	509	653	797	941	1085	1229	1373	1517	1661	
4066.70 - 4070.03	364	508	652	796	940	1084	1228	1372	1516	1660	
4070.04 - 4073.36	363	507	651	795	939	1083	1227	1371	1515	1659	
4073.37 - 4076.69	362	506	650	794	938	1082	1226	1370	1514	1658	
4076.70 - 4080.03	361	505	649	793	937	1081	1225	1369	1513	1657	
4080.04 - 4083.36	360	504	648	792	936	1080	1224	1368	1512	1656	
4083.37 - 4086.69	359	503	647	791	935	1079	1223	1367	1511	1655	
4086.70 - 4090.03	358	502	646	790	934	1078	1222	1366	1510	1654	
4090.04 - 4093.36	357	501	645	789	933	1077	1221	1365	1509	1653	
4093.37 - 4096.69	356	500	644	788	932	1076	1220	1364	1508	1652	
4096.70 - 4100.03	355	499	643	787	931	1075	1219	1363	1507	1651	
4100.04 - 4103.36	354	498	642	786	930	1074	1218	1362	1506	1650	
4103.37 - 4106.69	353	497	641	785	929	1073	1217	1361	1505	1649	
4106.70 - 4110.03	352	496	640	784	928	1072	1216	1360	1504	1648	
4110.04 - 4113.36	351	495	639	783	927	1071	1215	1359	1503	1647	
4113.37 - 4116.69	350	494	638	782	926	1070	1214	1358	1502	1646	

Basis of Issuance  
October 1, 2017  
Allotments by Household Size  
Number of Persons in Household

Reduction Amt: 30%

Monthly Net Income	Coupon / EBT Allotments by Household Size										
	Number of Persons in the Household										
	11 Persons	12 Persons	13 Persons	14 Persons	15 Persons	16 Persons	17 Persons	18 Persons	19 Persons	20 Persons	
4116.70 - 4120.03	349	493	637	781	925	1069	1213	1357	1501	1645	
4120.04 - 4123.36	348	492	636	780	924	1068	1212	1356	1500	1644	
4123.37 - 4126.69	347	491	635	779	923	1067	1211	1355	1499	1643	
4126.70 - 4130.03	346	490	634	778	922	1066	1210	1354	1498	1642	
4130.04 - 4133.36	345	489	633	777	921	1065	1209	1353	1497	1641	
4133.37 - 4136.69	344	488	632	776	920	1064	1208	1352	1496	1640	
4136.70 - 4140.03	343	487	631	775	919	1063	1207	1351	1495	1639	
4140.04 - 4143.36	342	486	630	774	918	1062	1206	1350	1494	1638	
4143.37 - 4146.69	341	485	629	773	917	1061	1205	1349	1493	1637	
4146.70 - 4150.03	340	484	628	772	916	1060	1204	1348	1492	1636	
4150.04 - 4153.36	339	483	627	771	915	1059	1203	1347	1491	1635	
4153.37 - 4156.69	338	482	626	770	914	1058	1202	1346	1490	1634	
4156.70 - 4160.03	337	481	625	769	913	1057	1201	1345	1489	1633	
4160.04 - 4163.36	336	480	624	768	912	1056	1200	1344	1488	1632	
4163.37 - 4166.69	335	479	623	767	911	1055	1199	1343	1487	1631	
4166.70 - 4170.03	334	478	622	766	910	1054	1198	1342	1486	1630	
4170.04 - 4173.36	333	477	621	765	909	1053	1197	1341	1485	1629	
4173.37 - 4176.69	332	476	620	764	908	1052	1196	1340	1484	1628	
4176.70 - 4180.03	331	475	619	763	907	1051	1195	1339	1483	1627	
4180.04 - 4183.36	330	474	618	762	906	1050	1194	1338	1482	1626	
4183.37 - 4186.69	329	473	617	761	905	1049	1193	1337	1481	1625	
4186.70 - 4190.03	328	472	616	760	904	1048	1192	1336	1480	1624	
4190.04 - 4193.36	327	471	615	759	903	1047	1191	1335	1479	1623	
4193.37 - 4196.69	326	470	614	758	902	1046	1190	1334	1478	1622	
4196.70 - 4200.03	325	469	613	757	901	1045	1189	1333	1477	1621	
4200.04 - 4203.36	324	468	612	756	900	1044	1188	1332	1476	1620	
4203.37 - 4206.69	323	467	611	755	899	1043	1187	1331	1475	1619	
4206.70 - 4210.03	322	466	610	754	898	1042	1186	1330	1474	1618	
4210.04 - 4213.36	321	465	609	753	897	1041	1185	1329	1473	1617	
4213.37 - 4216.69	320	464	608	752	896	1040	1184	1328	1472	1616	
4216.70 - 4220.03	319	463	607	751	895	1039	1183	1327	1471	1615	
4220.04 - 4223.36	318	462	606	750	894	1038	1182	1326	1470	1614	
4223.37 - 4226.69	317	461	605	749	893	1037	1181	1325	1469	1613	
4226.70 - 4230.03	316	460	604	748	892	1036	1180	1324	1468	1612	



Basis of Issuance  
October 1, 2017  
Allotments by Household Size  
Number of Persons in Household

Reduction Amt: 30%

Monthly Net Income	Coupon / EBT Allotments by Household Size										
	Number of Persons in the Household										
	11 Persons	12 Persons	13 Persons	14 Persons	15 Persons	16 Persons	17 Persons	18 Persons	19 Persons	20 Persons	
4230.04 - 4233.36	315	459	603	747	891	1035	1179	1323	1467	1611	
4233.37 - 4236.69	314	458	602	746	890	1034	1178	1322	1466	1610	
4236.70 - 4240.03	313	457	601	745	889	1033	1177	1321	1465	1609	
4240.04 - 4243.36	312	456	600	744	888	1032	1176	1320	1464	1608	
4243.37 - 4246.69	311	455	599	743	887	1031	1175	1319	1463	1607	
4246.70 - 4250.03	310	454	598	742	886	1030	1174	1318	1462	1606	
4250.04 - 4253.36	309	453	597	741	885	1029	1173	1317	1461	1605	
4253.37 - 4256.69	308	452	596	740	884	1028	1172	1316	1460	1604	
4256.70 - 4260.03	307	451	595	739	883	1027	1171	1315	1459	1603	
4260.04 - 4263.36	306	450	594	738	882	1026	1170	1314	1458	1602	
4263.37 - 4266.69	305	449	593	737	881	1025	1169	1313	1457	1601	
4266.70 - 4270.03	304	448	592	736	880	1024	1168	1312	1456	1600	
4270.04 - 4273.36	303	447	591	735	879	1023	1167	1311	1455	1599	
4273.37 - 4276.69	302	446	590	734	878	1022	1166	1310	1454	1598	
4276.70 - 4280.03	301	445	589	733	877	1021	1165	1309	1453	1597	
4280.04 - 4283.36	300	444	588	732	876	1020	1164	1308	1452	1596	
4283.37 - 4286.69	299	443	587	731	875	1019	1163	1307	1451	1595	
4286.70 - 4290.03	298	442	586	730	874	1018	1162	1306	1450	1594	
4290.04 - 4293.36	297	441	585	729	873	1017	1161	1305	1449	1593	
4293.37 - 4296.69	296	440	584	728	872	1016	1160	1304	1448	1592	
4296.70 - 4300.03	295	439	583	727	871	1015	1159	1303	1447	1591	
4300.04 - 4303.36	294	438	582	726	870	1014	1158	1302	1446	1590	
4303.37 - 4306.69	293	437	581	725	869	1013	1157	1301	1445	1589	
4306.70 - 4310.03	292	436	580	724	868	1012	1156	1300	1444	1588	
4310.04 - 4313.36	291	435	579	723	867	1011	1155	1299	1443	1587	
4313.37 - 4316.69	290	434	578	722	866	1010	1154	1298	1442	1586	
4316.70 - 4320.03	289	433	577	721	865	1009	1153	1297	1441	1585	
4320.04 - 4323.36	288	432	576	720	864	1008	1152	1296	1440	1584	
4323.37 - 4326.69	287	431	575	719	863	1007	1151	1295	1439	1583	
4326.70 - 4330.03	286	430	574	718	862	1006	1150	1294	1438	1582	
4330.04 - 4333.36	285	429	573	717	861	1005	1149	1293	1437	1581	
4333.37 - 4336.69	284	428	572	716	860	1004	1148	1292	1436	1580	
4336.70 - 4340.03	283	427	571	715	859	1003	1147	1291	1435	1579	

Basis of Issuance  
October 1, 2017  
Allotments by Household Size  
Number of Persons in Household

Reduction Amt: 30%

Monthly Net Income	Coupon / EBT Allotments by Household Size										
	Number of Persons in the Household										
	11 Persons	12 Persons	13 Persons	14 Persons	15 Persons	16 Persons	17 Persons	18 Persons	19 Persons	20 Persons	
4340.04 - 4343.36	282	426	570	714	858	1002	1146	1290	1434	1578	
4343.37 - 4346.69	281	425	569	713	857	1001	1145	1289	1433	1577	
4346.70 - 4350.03	280	424	568	712	856	1000	1144	1288	1432	1576	
4350.04 - 4353.36	279	423	567	711	855	999	1143	1287	1431	1575	
4353.37 - 4356.69	278	422	566	710	854	998	1142	1286	1430	1574	
4356.70 - 4360.03	277	421	565	709	853	997	1141	1285	1429	1573	
4360.04 - 4363.36	276	420	564	708	852	996	1140	1284	1428	1572	
4363.37 - 4366.69	275	419	563	707	851	995	1139	1283	1427	1571	
4366.70 - 4370.03	274	418	562	706	850	994	1138	1282	1426	1570	
4370.04 - 4373.36	273	417	561	705	849	993	1137	1281	1425	1569	
4373.37 - 4376.69	272	416	560	704	848	992	1136	1280	1424	1568	
4376.70 - 4380.03	271	415	559	703	847	991	1135	1279	1423	1567	
4380.04 - 4383.36	270	414	558	702	846	990	1134	1278	1422	1566	
4383.37 - 4386.69	269	413	557	701	845	989	1133	1277	1421	1565	
4386.70 - 4390.03	268	412	556	700	844	988	1132	1276	1420	1564	
4390.04 - 4393.36	267	411	555	699	843	987	1131	1275	1419	1563	
4393.37 - 4396.69	266	410	554	698	842	986	1130	1274	1418	1562	
4396.70 - 4400.03	265	409	553	697	841	985	1129	1273	1417	1561	
4400.04 - 4403.36	264	408	552	696	840	984	1128	1272	1416	1560	
4403.37 - 4406.69	263	407	551	695	839	983	1127	1271	1415	1559	
4406.70 - 4410.03	262	406	550	694	838	982	1126	1270	1414	1558	
4410.04 - 4413.36	261	405	549	693	837	981	1125	1269	1413	1557	
4413.37 - 4416.69	260	404	548	692	836	980	1124	1268	1412	1556	
4416.70 - 4420.03	259	403	547	691	835	979	1123	1267	1411	1555	
4420.04 - 4423.36	258	402	546	690	834	978	1122	1266	1410	1554	
4423.37 - 4426.69	257	401	545	689	833	977	1121	1265	1409	1553	
4426.70 - 4430.03	256	400	544	688	832	976	1120	1264	1408	1552	
4430.04 - 4433.36	255	399	543	687	831	975	1119	1263	1407	1551	
4433.37 - 4436.69	254	398	542	686	830	974	1118	1262	1406	1550	
4436.70 - 4440.03	253	397	541	685	829	973	1117	1261	1405	1549	
4440.04 - 4443.36	252	396	540	684	828	972	1116	1260	1404	1548	
4443.37 - 4446.69	251	395	539	683	827	971	1115	1259	1403	1547	
4446.70 - 4450.03	250	394	538	682	826	970	1114	1258	1402	1546	

Reduction Amt: 30%

Monthly Net Income	Coupon / EBT Allotments by Household Size										
	Number of Persons in the Household										
	11 Persons	12 Persons	13 Persons	14 Persons	15 Persons	16 Persons	17 Persons	18 Persons	19 Persons	20 Persons	
4450.04 - 4453.36	249	393	537	681	825	969	1113	1257	1401	1545	
4453.37 - 4456.69	248	392	536	680	824	968	1112	1256	1400	1544	
4456.70 - 4460.03	247	391	535	679	823	967	1111	1255	1399	1543	
4460.04 - 4463.36	246	390	534	678	822	966	1110	1254	1398	1542	
4463.37 - 4466.69	245	389	533	677	821	965	1109	1253	1397	1541	
4466.70 - 4470.03	244	388	532	676	820	964	1108	1252	1396	1540	
4470.04 - 4473.36	243	387	531	675	819	963	1107	1251	1395	1539	
4473.37 - 4476.69	242	386	530	674	818	962	1106	1250	1394	1538	
4476.70 - 4480.03	241	385	529	673	817	961	1105	1249	1393	1537	
4480.04 - 4483.36	240	384	528	672	816	960	1104	1248	1392	1536	
4483.37 - 4486.69	239	383	527	671	815	959	1103	1247	1391	1535	
4486.70 - 4490.03	238	382	526	670	814	958	1102	1246	1390	1534	
4490.04 - 4493.36	237	381	525	669	813	957	1101	1245	1389	1533	
4493.37 - 4496.69	236	380	524	668	812	956	1100	1244	1388	1532	
4496.70 - 4500.03	235	379	523	667	811	955	1099	1243	1387	1531	
4500.04 - 4503.36	234	378	522	666	810	954	1098	1242	1386	1530	
4503.37 - 4506.69	233	377	521	665	809	953	1097	1241	1385	1529	
4506.70 - 4510.03	232	376	520	664	808	952	1096	1240	1384	1528	
4510.04 - 4513.36	231	375	519	663	807	951	1095	1239	1383	1527	
4513.37 - 4516.69	230	374	518	662	806	950	1094	1238	1382	1526	
4516.70 - 4520.03	229	373	517	661	805	949	1093	1237	1381	1525	
4520.04 - 4523.36	228	372	516	660	804	948	1092	1236	1380	1524	
4523.37 - 4526.69	227	371	515	659	803	947	1091	1235	1379	1523	
4526.70 - 4530.03	226	370	514	658	802	946	1090	1234	1378	1522	
4530.04 - 4533.36	225	369	513	657	801	945	1089	1233	1377	1521	
4533.37 - 4536.69	224	368	512	656	800	944	1088	1232	1376	1520	
4536.70 - 4540.03	223	367	511	655	799	943	1087	1231	1375	1519	
4540.04 - 4543.36	222	366	510	654	798	942	1086	1230	1374	1518	
4543.37 - 4546.69	221	365	509	653	797	941	1085	1229	1373	1517	
4546.70 - 4550.03	220	364	508	652	796	940	1084	1228	1372	1516	
4550.04 - 4553.36	219	363	507	651	795	939	1083	1227	1371	1515	
4553.37 - 4556.69	218	362	506	650	794	938	1082	1226	1370	1514	
4556.70 - 4560.03	217	361	505	649	793	937	1081	1225	1369	1513	
4560.04 - 4563.36	216	360	504	648	792	936	1080	1224	1368	1512	

Basis of Issuance  
 October 1, 2017  
 Allotments by Household Size  
 Number of Persons in Household

Human Resources Administration  
 Family Independence Administration

Reduction Amt: 30%

Monthly Net Income	----- Coupon / EBT Allotments by Household Size -----										
	Number of Persons in the Household										
	11 Persons	12 Persons	13 Persons	14 Persons	15 Persons	16 Persons	17 Persons	18 Persons	19 Persons	20 Persons	
4563.37 - 4566.69	215	359	503	647	791	935	1079	1223	1367	1511	
4566.70 - 4570.03	214	358	502	646	790	934	1078	1222	1366	1510	
4570.04 - 4573.36	213	357	501	645	789	933	1077	1221	1365	1509	
4573.37 - 4576.69	212	356	500	644	788	932	1076	1220	1364	1508	
4576.70 - 4580.03	211	355	499	643	787	931	1075	1219	1363	1507	
4580.04 - 4583.36	210	354	498	642	786	930	1074	1218	1362	1506	
4583.37 - 4586.69	209	353	497	641	785	929	1073	1217	1361	1505	
4586.70 - 4590.03	208	352	496	640	784	928	1072	1216	1360	1504	
4590.04 - 4593.36	207	351	495	639	783	927	1071	1215	1359	1503	
4593.37 - 4596.69	206	350	494	638	782	926	1070	1214	1358	1502	
4596.70 - 4600.03	205	349	493	637	781	925	1069	1213	1357	1501	
4600.04 - 4603.36	204	348	492	636	780	924	1068	1212	1356	1500	
4603.37 - 4606.69	203	347	491	635	779	923	1067	1211	1355	1499	
4606.70 - 4610.03	202	346	490	634	778	922	1066	1210	1354	1498	
4610.04 - 4613.36	201	345	489	633	777	921	1065	1209	1353	1497	
4613.37 - 4616.69	200	344	488	632	776	920	1064	1208	1352	1496	
4616.70 - 4620.03	199	343	487	631	775	919	1063	1207	1351	1495	
4620.04 - 4623.36	198	342	486	630	774	918	1062	1206	1350	1494	
4623.37 - 4626.69	197	341	485	629	773	917	1061	1205	1349	1493	
4626.70 - 4630.03	196	340	484	628	772	916	1060	1204	1348	1492	
4630.04 - 4633.36	195	339	483	627	771	915	1059	1203	1347	1491	
4633.37 - 4636.69	194	338	482	626	770	914	1058	1202	1346	1490	
4636.70 - 4640.03	193	337	481	625	769	913	1057	1201	1345	1489	
4640.04 - 4643.36	192	336	480	624	768	912	1056	1200	1344	1488	
4643.37 - 4646.69	191	335	479	623	767	911	1055	1199	1343	1487	
4646.70 - 4650.03	190	334	478	622	766	910	1054	1198	1342	1486	
4650.04 - 4653.36	189	333	477	621	765	909	1053	1197	1341	1485	
4653.37 - 4656.69	188	332	476	620	764	908	1052	1196	1340	1484	
4656.70 - 4660.03	187	331	475	619	763	907	1051	1195	1339	1483	
4660.04 - 4663.36	186	330	474	618	762	906	1050	1194	1338	1482	
4663.37 - 4666.69	185	329	473	617	761	905	1049	1193	1337	1481	
4666.70 - 4670.03	184	328	472	616	760	904	1048	1192	1336	1480	
4670.04 - 4673.36	183	327	471	615	759	903	1047	1191	1335	1479	

Reduction Amt: 30%

Monthly Net Income	Coupon / EBT Allotments by Household Size										
	Number of Persons in the Household										
	11 Persons	12 Persons	13 Persons	14 Persons	15 Persons	16 Persons	17 Persons	18 Persons	19 Persons	20 Persons	
4673.37 - 4676.69	182	326	470	614	758	902	1046	1190	1334	1478	
4676.70 - 4680.03	181	325	469	613	757	901	1045	1189	1333	1477	
4680.04 - 4683.36	180	324	468	612	756	900	1044	1188	1332	1476	
4683.37 - 4686.69	179	323	467	611	755	899	1043	1187	1331	1475	
4686.70 - 4690.03	178	322	466	610	754	898	1042	1186	1330	1474	
4690.04 - 4693.36	177	321	465	609	753	897	1041	1185	1329	1473	
4693.37 - 4696.69	176	320	464	608	752	896	1040	1184	1328	1472	
4696.70 - 4700.03	175	319	463	607	751	895	1039	1183	1327	1471	
4700.04 - 4703.36	174	318	462	606	750	894	1038	1182	1326	1470	
4703.37 - 4706.69	173	317	461	605	749	893	1037	1181	1325	1469	
4706.70 - 4710.03	172	316	460	604	748	892	1036	1180	1324	1468	
4710.04 - 4713.36	171	315	459	603	747	891	1035	1179	1323	1467	
4713.37 - 4716.69	170	314	458	602	746	890	1034	1178	1322	1466	
4716.70 - 4720.03	169	313	457	601	745	889	1033	1177	1321	1465	
4720.04 - 4723.36	168	312	456	600	744	888	1032	1176	1320	1464	
4723.37 - 4726.69	167	311	455	599	743	887	1031	1175	1319	1463	
4726.70 - 4730.03	166	310	454	598	742	886	1030	1174	1318	1462	
4730.04 - 4733.36	165	309	453	597	741	885	1029	1173	1317	1461	
4733.37 - 4736.69	164	308	452	596	740	884	1028	1172	1316	1460	
4736.70 - 4740.03	163	307	451	595	739	883	1027	1171	1315	1459	
4740.04 - 4743.36	162	306	450	594	738	882	1026	1170	1314	1458	
4743.37 - 4746.69	161	305	449	593	737	881	1025	1169	1313	1457	
4746.70 - 4750.03	160	304	448	592	736	880	1024	1168	1312	1456	
4750.04 - 4753.36	159	303	447	591	735	879	1023	1167	1311	1455	
4753.37 - 4756.69	158	302	446	590	734	878	1022	1166	1310	1454	
4756.70 - 4760.03	157	301	445	589	733	877	1021	1165	1309	1453	
4760.04 - 4763.36	156	300	444	588	732	876	1020	1164	1308	1452	
4763.37 - 4766.69	155	299	443	587	731	875	1019	1163	1307	1451	
4766.70 - 4770.03	154	298	442	586	730	874	1018	1162	1306	1450	
4770.04 - 4773.36	153	297	441	585	729	873	1017	1161	1305	1449	
4773.37 - 4776.69	152	296	440	584	728	872	1016	1160	1304	1448	
4776.70 - 4780.03	151	295	439	583	727	871	1015	1159	1303	1447	
4780.04 - 4783.36	150	294	438	582	726	870	1014	1158	1302	1446	
4783.37 - 4786.69	149	293	437	581	725	869	1013	1157	1301	1445	

Basis of Issuance  
October 1, 2017  
Allotments by Household Size  
Number of Persons in Household

Reduction Amt: 30%

Monthly Net Income	----- Coupon / EBT Allotments by Household Size -----										
	Number of Persons in the Household										
	11 Persons	12 Persons	13 Persons	14 Persons	15 Persons	16 Persons	17 Persons	18 Persons	19 Persons	20 Persons	
4786.70 - 4790.03	148	292	436	580	724	868	1012	1156	1300	1444	
4790.04 - 4793.36	147	291	435	579	723	867	1011	1155	1299	1443	
4793.37 - 4796.69	146	290	434	578	722	866	1010	1154	1298	1442	
4796.70 - 4800.03	145	289	433	577	721	865	1009	1153	1297	1441	
4800.04 - 4803.36	144	288	432	576	720	864	1008	1152	1296	1440	
4803.37 - 4806.69	143	287	431	575	719	863	1007	1151	1295	1439	
4806.70 - 4810.03	142	286	430	574	718	862	1006	1150	1294	1438	
4810.04 - 4813.36	141	285	429	573	717	861	1005	1149	1293	1437	
4813.37 - 4816.69	140	284	428	572	716	860	1004	1148	1292	1436	
4816.70 - 4820.03	139	283	427	571	715	859	1003	1147	1291	1435	
4820.04 - 4823.36	138	282	426	570	714	858	1002	1146	1290	1434	
4823.37 - 4826.69	137	281	425	569	713	857	1001	1145	1289	1433	
4826.70 - 4830.03	136	280	424	568	712	856	1000	1144	1288	1432	
4830.04 - 4833.36	135	279	423	567	711	855	999	1143	1287	1431	
4833.37 - 4836.69	134	278	422	566	710	854	998	1142	1286	1430	
4836.70 - 4840.03	133	277	421	565	709	853	997	1141	1285	1429	
4840.04 - 4843.36	132	276	420	564	708	852	996	1140	1284	1428	
4843.37 - 4846.69	131	275	419	563	707	851	995	1139	1283	1427	
4846.70 - 4850.03	130	274	418	562	706	850	994	1138	1282	1426	
4850.04 - 4853.36	129	273	417	561	705	849	993	1137	1281	1425	
4853.37 - 4856.69	128	272	416	560	704	848	992	1136	1280	1424	
4856.70 - 4860.03	127	271	415	559	703	847	991	1135	1279	1423	
4860.04 - 4863.36	126	270	414	558	702	846	990	1134	1278	1422	
4863.37 - 4866.69	125	269	413	557	701	845	989	1133	1277	1421	
4866.70 - 4870.03	124	268	412	556	700	844	988	1132	1276	1420	
4870.04 - 4873.36	123	267	411	555	699	843	987	1131	1275	1419	
4873.37 - 4876.69	122	266	410	554	698	842	986	1130	1274	1418	
4876.70 - 4880.03	121	265	409	553	697	841	985	1129	1273	1417	
4880.04 - 4883.36	120	264	408	552	696	840	984	1128	1272	1416	
4883.37 - 4886.69	119	263	407	551	695	839	983	1127	1271	1415	
4886.70 - 4890.03	118	262	406	550	694	838	982	1126	1270	1414	
4890.04 - 4893.36	117	261	405	549	693	837	981	1125	1269	1413	
4893.37 - 4896.69	116	260	404	548	692	836	980	1124	1268	1412	

Basis of Issuance  
October 1, 2017  
Allotments by Household Size  
Number of Persons in Household

Reduction Amt: 30%

Monthly Net Income	Coupon / EBT Allotments by Household Size										
	Number of Persons in the Household										
	11 Persons	12 Persons	13 Persons	14 Persons	15 Persons	16 Persons	17 Persons	18 Persons	19 Persons	20 Persons	
4896.70 - 4900.03	115	259	403	547	691	835	979	1123	1267	1411	
4900.04 - 4903.36	114	258	402	546	690	834	978	1122	1266	1410	
4903.37 - 4906.69	113	257	401	545	689	833	977	1121	1265	1409	
4906.70 - 4910.03	112	256	400	544	688	832	976	1120	1264	1408	
4910.04 - 4913.36	111	255	399	543	687	831	975	1119	1263	1407	
4913.37 - 4916.69	110	254	398	542	686	830	974	1118	1262	1406	
4916.70 - 4920.03	109	253	397	541	685	829	973	1117	1261	1405	
4920.04 - 4923.36	108	252	396	540	684	828	972	1116	1260	1404	
4923.37 - 4926.69	107	251	395	539	683	827	971	1115	1259	1403	
4926.70 - 4930.03	106	250	394	538	682	826	970	1114	1258	1402	
4930.04 - 4933.36	105	249	393	537	681	825	969	1113	1257	1401	
4933.37 - 4936.69	104	248	392	536	680	824	968	1112	1256	1400	
4936.70 - 4940.03	103	247	391	535	679	823	967	1111	1255	1399	
4940.04 - 4943.36	102	246	390	534	678	822	966	1110	1254	1398	
4943.37 - 4946.69	101	245	389	533	677	821	965	1109	1253	1397	
4946.70 - 4950.03	100	244	388	532	676	820	964	1108	1252	1396	
4950.04 - 4953.36	99	243	387	531	675	819	963	1107	1251	1395	
4953.37 - 4956.69	98	242	386	530	674	818	962	1106	1250	1394	
4956.70 - 4960.03	97	241	385	529	673	817	961	1105	1249	1393	
4960.04 - 4963.36	96	240	384	528	672	816	960	1104	1248	1392	
4963.37 - 4966.69	95	239	383	527	671	815	959	1103	1247	1391	
4966.70 - 4970.03	94	238	382	526	670	814	958	1102	1246	1390	
4970.04 - 4973.36	93	237	381	525	669	813	957	1101	1245	1389	
4973.37 - 4976.69	92	236	380	524	668	812	956	1100	1244	1388	
4976.70 - 4980.03	91	235	379	523	667	811	955	1099	1243	1387	
4980.04 - 4983.36	90	234	378	522	666	810	954	1098	1242	1386	
4983.37 - 4986.69	89	233	377	521	665	809	953	1097	1241	1385	
4986.70 - 4990.03	88	232	376	520	664	808	952	1096	1240	1384	
4990.04 - 4993.36	87	231	375	519	663	807	951	1095	1239	1383	
4993.37 - 4996.69	86	230	374	518	662	806	950	1094	1238	1382	
4996.70 - 5000.03	85	229	373	517	661	805	949	1093	1237	1381	
5000.04 - 5003.36	84	228	372	516	660	804	948	1092	1236	1380	
5003.37 - 5006.69	83	227	371	515	659	803	947	1091	1235	1379	
5006.70 - 5010.03	82	226	370	514	658	802	946	1090	1234	1378	

Basis of Issuance  
October 1, 2017  
Allotments by Household Size  
Number of Persons in Household

Reduction Amt: 30%

Monthly Net Income	Coupon / EBT Allotments by Household Size										
	Number of Persons in the Household										
	11 Persons	12 Persons	13 Persons	14 Persons	15 Persons	16 Persons	17 Persons	18 Persons	19 Persons	20 Persons	
5010.04 - 5013.36	81	225	369	513	657	801	945	1089	1233	1377	
5013.37 - 5016.69	80	224	368	512	656	800	944	1088	1232	1376	
5016.70 - 5020.03	79	223	367	511	655	799	943	1087	1231	1375	
5020.04 - 5023.36	78	222	366	510	654	798	942	1086	1230	1374	
5023.37 - 5026.69	77	221	365	509	653	797	941	1085	1229	1373	
5026.70 - 5030.03	76	220	364	508	652	796	940	1084	1228	1372	
5030.04 - 5033.36	75	219	363	507	651	795	939	1083	1227	1371	
5033.37 - 5036.69	74	218	362	506	650	794	938	1082	1226	1370	
5036.70 - 5040.03	73	217	361	505	649	793	937	1081	1225	1369	
5040.04 - 5043.36	72	216	360	504	648	792	936	1080	1224	1368	
5043.37 - 5046.69	71	215	359	503	647	791	935	1079	1223	1367	
5046.70 - 5050.03	70	214	358	502	646	790	934	1078	1222	1366	
5050.04 - 5053.36	69	213	357	501	645	789	933	1077	1221	1365	
5053.37 - 5056.69	68	212	356	500	644	788	932	1076	1220	1364	
5056.70 - 5060.03	67	211	355	499	643	787	931	1075	1219	1363	
5060.04 - 5063.36	66	210	354	498	642	786	930	1074	1218	1362	
5063.37 - 5066.69	65	209	353	497	641	785	929	1073	1217	1361	
5066.70 - 5070.03	64	208	352	496	640	784	928	1072	1216	1360	
5070.04 - 5073.36	63	207	351	495	639	783	927	1071	1215	1359	
5073.37 - 5076.69	62	206	350	494	638	782	926	1070	1214	1358	
5076.70 - 5080.03	61	205	349	493	637	781	925	1069	1213	1357	
5080.04 - 5083.36	60	204	348	492	636	780	924	1068	1212	1356	
5083.37 - 5086.69	59	203	347	491	635	779	923	1067	1211	1355	
5086.70 - 5090.03	58	202	346	490	634	778	922	1066	1210	1354	
5090.04 - 5093.36	57	201	345	489	633	777	921	1065	1209	1353	
5093.37 - 5096.69	56	200	344	488	632	776	920	1064	1208	1352	
5096.70 - 5100.03	55	199	343	487	631	775	919	1063	1207	1351	
5100.04 - 5103.36	54	198	342	486	630	774	918	1062	1206	1350	
5103.37 - 5106.69	53	197	341	485	629	773	917	1061	1205	1349	
5106.70 - 5110.03	52	196	340	484	628	772	916	1060	1204	1348	
5110.04 - 5113.36	51	195	339	483	627	771	915	1059	1203	1347	
5113.37 - 5116.69	50	194	338	482	626	770	914	1058	1202	1346	
5116.70 - 5120.03	49	193	337	481	625	769	913	1057	1201	1345	



Basis of Issuance  
October 1, 2017  
Allotments by Household Size  
Number of Persons in Household

Reduction Amt: 30%

Monthly Net Income	Coupon / EBT Allotments by Household Size										
	Number of Persons in the Household										
	11 Persons	12 Persons	13 Persons	14 Persons	15 Persons	16 Persons	17 Persons	18 Persons	19 Persons	20 Persons	
5120.04 - 5123.36	48	192	336	480	624	768	912	1056	1200	1344	
5123.37 - 5126.69	47	191	335	479	623	767	911	1055	1199	1343	
5126.70 - 5130.03	46	190	334	478	622	766	910	1054	1198	1342	
5130.04 - 5133.36	45	189	333	477	621	765	909	1053	1197	1341	
5133.37 - 5136.69	44	188	332	476	620	764	908	1052	1196	1340	
5136.70 - 5140.03	43	187	331	475	619	763	907	1051	1195	1339	
5140.04 - 5143.36	42	186	330	474	618	762	906	1050	1194	1338	
5143.37 - 5146.69	41	185	329	473	617	761	905	1049	1193	1337	
5146.70 - 5150.03	40	184	328	472	616	760	904	1048	1192	1336	
5150.04 - 5153.36	39	183	327	471	615	759	903	1047	1191	1335	
5153.37 - 5156.69	38	182	326	470	614	758	902	1046	1190	1334	
5156.70 - 5160.03	37	181	325	469	613	757	901	1045	1189	1333	
5160.04 - 5163.36	36	180	324	468	612	756	900	1044	1188	1332	
5163.37 - 5166.69	35	179	323	467	611	755	899	1043	1187	1331	
5166.70 - 5170.03	34	178	322	466	610	754	898	1042	1186	1330	
5170.04 - 5173.36	33	177	321	465	609	753	897	1041	1185	1329	
5173.37 - 5176.69	32	176	320	464	608	752	896	1040	1184	1328	
5176.70 - 5180.03	31	175	319	463	607	751	895	1039	1183	1327	
5180.04 - 5183.36	30	174	318	462	606	750	894	1038	1182	1326	
5183.37 - 5186.69	29	173	317	461	605	749	893	1037	1181	1325	
5186.70 - 5190.03	28	172	316	460	604	748	892	1036	1180	1324	
5190.04 - 5193.36	27	171	315	459	603	747	891	1035	1179	1323	
5193.37 - 5196.69	26	170	314	458	602	746	890	1034	1178	1322	
5196.70 - 5200.03	25	169	313	457	601	745	889	1033	1177	1321	
5200.04 - 5203.36	24	168	312	456	600	744	888	1032	1176	1320	
5203.37 - 5206.69	23	167	311	455	599	743	887	1031	1175	1319	
5206.70 - 5210.03	22	166	310	454	598	742	886	1030	1174	1318	
5210.04 - 5213.36	21	165	309	453	597	741	885	1029	1173	1317	
5213.37 - 5216.69	20	164	308	452	596	740	884	1028	1172	1316	
5216.70 - 5220.03	19	163	307	451	595	739	883	1027	1171	1315	
5220.04 - 5223.36	18	162	306	450	594	738	882	1026	1170	1314	
5223.37 - 5226.69	17	161	305	449	593	737	881	1025	1169	1313	
5226.70 - 5230.03	16	160	304	448	592	736	880	1024	1168	1312	

Basis of Issuance  
October 1, 2017  
Allotments by Household Size  
Number of Persons in Household

Reduction Amt: 30%

Monthly Net Income	----- Coupon / EBT Allotments by Household Size -----										
	Number of Persons in the Household										
	11 Persons	12 Persons	13 Persons	14 Persons	15 Persons	16 Persons	17 Persons	18 Persons	19 Persons	20 Persons	
5230.04 - 5233.36	15	159	303	447	591	735	879	1023	1167	1311	
5233.37 - 5236.69	14	158	302	446	590	734	878	1022	1166	1310	
5236.70 - 5240.03	13	157	301	445	589	733	877	1021	1165	1309	
5240.04 - 5243.36	12	156	300	444	588	732	876	1020	1164	1308	
5243.37 - 5246.69	11	155	299	443	587	731	875	1019	1163	1307	
5246.70 - 5250.03	10	154	298	442	586	730	874	1018	1162	1306	
5250.04 - 5253.36	9	153	297	441	585	729	873	1017	1161	1305	
5253.37 - 5256.69	8	152	296	440	584	728	872	1016	1160	1304	
5256.70 - 5260.03	7	151	295	439	583	727	871	1015	1159	1303	
5260.04 - 5263.36	6	150	294	438	582	726	870	1014	1158	1302	
5263.37 - 5266.69	6	149	293	437	581	725	869	1013	1157	1301	
5266.70 - 5270.03	4	148	292	436	580	724	868	1012	1156	1300	
5270.04 - 5273.36	4	147	291	435	579	723	867	1011	1155	1299	
5273.37 - 5276.69	2	146	290	434	578	722	866	1010	1154	1298	
5276.70 - 5280.03	2	145	289	433	577	721	865	1009	1153	1297	
5280.04 - 5283.36		144	288	432	576	720	864	1008	1152	1296	
5283.37 - 5286.69		143	287	431	575	719	863	1007	1151	1295	
5286.70 - 5290.03		142	286	430	574	718	862	1006	1150	1294	
5290.04 - 5293.36		141	285	429	573	717	861	1005	1149	1293	
5293.37 - 5296.69		140	284	428	572	716	860	1004	1148	1292	
5296.70 - 5300.03		139	283	427	571	715	859	1003	1147	1291	
5300.04 - 5303.36		138	282	426	570	714	858	1002	1146	1290	
5303.37 - 5306.69		137	281	425	569	713	857	1001	1145	1289	
5306.70 - 5310.03		136	280	424	568	712	856	1000	1144	1288	
5310.04 - 5313.36		135	279	423	567	711	855	999	1143	1287	
5313.37 - 5316.69		134	278	422	566	710	854	998	1142	1286	
5316.70 - 5320.03		133	277	421	565	709	853	997	1141	1285	
5320.04 - 5323.36		132	276	420	564	708	852	996	1140	1284	
5323.37 - 5326.69		131	275	419	563	707	851	995	1139	1283	
5326.70 - 5330.03		130	274	418	562	706	850	994	1138	1282	
5330.04 - 5333.36		129	273	417	561	705	849	993	1137	1281	
5333.37 - 5336.69		128	272	416	560	704	848	992	1136	1280	
5336.70 - 5340.03		127	271	415	559	703	847	991	1135	1279	
5340.04 - 5343.36		126	270	414	558	702	846	990	1134	1278	

Basis of Issuance  
October 1, 2017  
Allotments by Household Size  
Number of Persons in Household

Reduction Amt: 30%

Monthly Net Income	Coupon / EBT Allotments by Household Size									
	Number of Persons in the Household									
	11 Persons	12 Persons	13 Persons	14 Persons	15 Persons	16 Persons	17 Persons	18 Persons	19 Persons	20 Persons
5343.37 - 5346.69		125	269	413	557	701	845	989	1133	1277
5346.70 - 5350.03		124	268	412	556	700	844	988	1132	1276
5350.04 - 5353.36		123	267	411	555	699	843	987	1131	1275
5353.37 - 5356.69		122	266	410	554	698	842	986	1130	1274
5356.70 - 5360.03		121	265	409	553	697	841	985	1129	1273
5360.04 - 5363.36		120	264	408	552	696	840	984	1128	1272
5363.37 - 5366.69		119	263	407	551	695	839	983	1127	1271
5366.70 - 5370.03		118	262	406	550	694	838	982	1126	1270
5370.04 - 5373.36		117	261	405	549	693	837	981	1125	1269
5373.37 - 5376.69		116	260	404	548	692	836	980	1124	1268
5376.70 - 5380.03		115	259	403	547	691	835	979	1123	1267
5380.04 - 5383.36		114	258	402	546	690	834	978	1122	1266
5383.37 - 5386.69		113	257	401	545	689	833	977	1121	1265
5386.70 - 5390.03		112	256	400	544	688	832	976	1120	1264
5390.04 - 5393.36		111	255	399	543	687	831	975	1119	1263
5393.37 - 5396.69		110	254	398	542	686	830	974	1118	1262
5396.70 - 5400.03		109	253	397	541	685	829	973	1117	1261
5400.04 - 5403.36		108	252	396	540	684	828	972	1116	1260
5403.37 - 5406.69		107	251	395	539	683	827	971	1115	1259
5406.70 - 5410.03		106	250	394	538	682	826	970	1114	1258
5410.04 - 5413.36		105	249	393	537	681	825	969	1113	1257
5413.37 - 5416.69		104	248	392	536	680	824	968	1112	1256
5416.70 - 5420.03		103	247	391	535	679	823	967	1111	1255
5420.04 - 5423.36		102	246	390	534	678	822	966	1110	1254
5423.37 - 5426.69		101	245	389	533	677	821	965	1109	1253
5426.70 - 5430.03		100	244	388	532	676	820	964	1108	1252
5430.04 - 5433.36		99	243	387	531	675	819	963	1107	1251
5433.37 - 5436.69		98	242	386	530	674	818	962	1106	1250
5436.70 - 5440.03		97	241	385	529	673	817	961	1105	1249
5440.04 - 5443.36		96	240	384	528	672	816	960	1104	1248
5443.37 - 5446.69		95	239	383	527	671	815	959	1103	1247
5446.70 - 5450.03		94	238	382	526	670	814	958	1102	1246
5450.04 - 5453.36		93	237	381	525	669	813	957	1101	1245

Basis of Issuance  
October 1, 2017  
Allotments by Household Size  
Number of Persons in Household

Reduction Amt: 30%

Monthly Net Income	Coupon / EBT Allotments by Household Size									
	Number of Persons in the Household									
	11 Persons	12 Persons	13 Persons	14 Persons	15 Persons	16 Persons	17 Persons	18 Persons	19 Persons	20 Persons
5453.37 - 5456.69		92	236	380	524	668	812	956	1100	1244
5456.70 - 5460.03		91	235	379	523	667	811	955	1099	1243
5460.04 - 5463.36		90	234	378	522	666	810	954	1098	1242
5463.37 - 5466.69		89	233	377	521	665	809	953	1097	1241
5466.70 - 5470.03		88	232	376	520	664	808	952	1096	1240
5470.04 - 5473.36		87	231	375	519	663	807	951	1095	1239
5473.37 - 5476.69		86	230	374	518	662	806	950	1094	1238
5476.70 - 5480.03		85	229	373	517	661	805	949	1093	1237
5480.04 - 5483.36		84	228	372	516	660	804	948	1092	1236
5483.37 - 5486.69		83	227	371	515	659	803	947	1091	1235
5486.70 - 5490.03		82	226	370	514	658	802	946	1090	1234
5490.04 - 5493.36		81	225	369	513	657	801	945	1089	1233
5493.37 - 5496.69		80	224	368	512	656	800	944	1088	1232
5496.70 - 5500.03		79	223	367	511	655	799	943	1087	1231
5500.04 - 5503.36		78	222	366	510	654	798	942	1086	1230
5503.37 - 5506.69		77	221	365	509	653	797	941	1085	1229
5506.70 - 5510.03		76	220	364	508	652	796	940	1084	1228
5510.04 - 5513.36		75	219	363	507	651	795	939	1083	1227
5513.37 - 5516.69		74	218	362	506	650	794	938	1082	1226
5516.70 - 5520.03		73	217	361	505	649	793	937	1081	1225
5520.04 - 5523.36		72	216	360	504	648	792	936	1080	1224
5523.37 - 5526.69		71	215	359	503	647	791	935	1079	1223
5526.70 - 5530.03		70	214	358	502	646	790	934	1078	1222
5530.04 - 5533.36		69	213	357	501	645	789	933	1077	1221
5533.37 - 5536.69		68	212	356	500	644	788	932	1076	1220
5536.70 - 5540.03		67	211	355	499	643	787	931	1075	1219
5540.04 - 5543.36		66	210	354	498	642	786	930	1074	1218
5543.37 - 5546.69		65	209	353	497	641	785	929	1073	1217
5546.70 - 5550.03		64	208	352	496	640	784	928	1072	1216
5550.04 - 5553.36		63	207	351	495	639	783	927	1071	1215
5553.37 - 5556.69		62	206	350	494	638	782	926	1070	1214
5556.70 - 5560.03		61	205	349	493	637	781	925	1069	1213
5560.04 - 5563.36		60	204	348	492	636	780	924	1068	1212
5563.37 - 5566.69		59	203	347	491	635	779	923	1067	1211

Basis of Issuance  
October 1, 2017  
Allotments by Household Size  
Number of Persons in Household

Reduction Amt: 30%

Monthly Net Income	----- Coupon / EBT Allotments by Household Size -----									
	Number of Persons in the Household									
	11 Persons	12 Persons	13 Persons	14 Persons	15 Persons	16 Persons	17 Persons	18 Persons	19 Persons	20 Persons
5566.70 - 5570.03		58	202	346	490	634	778	922	1066	1210
5570.04 - 5573.36		57	201	345	489	633	777	921	1065	1209
5573.37 - 5576.69		56	200	344	488	632	776	920	1064	1208
5576.70 - 5580.03		55	199	343	487	631	775	919	1063	1207
5580.04 - 5583.36		54	198	342	486	630	774	918	1062	1206
5583.37 - 5586.69		53	197	341	485	629	773	917	1061	1205
5586.70 - 5590.03		52	196	340	484	628	772	916	1060	1204
5590.04 - 5593.36		51	195	339	483	627	771	915	1059	1203
5593.37 - 5596.69		50	194	338	482	626	770	914	1058	1202
5596.70 - 5600.03		49	193	337	481	625	769	913	1057	1201
5600.04 - 5603.36		48	192	336	480	624	768	912	1056	1200
5603.37 - 5606.69		47	191	335	479	623	767	911	1055	1199
5606.70 - 5610.03		46	190	334	478	622	766	910	1054	1198
5610.04 - 5613.36		45	189	333	477	621	765	909	1053	1197
5613.37 - 5616.69		44	188	332	476	620	764	908	1052	1196
5616.70 - 5620.03		43	187	331	475	619	763	907	1051	1195
5620.04 - 5623.36		42	186	330	474	618	762	906	1050	1194
5623.37 - 5626.69		41	185	329	473	617	761	905	1049	1193
5626.70 - 5630.03		40	184	328	472	616	760	904	1048	1192
5630.04 - 5633.36		39	183	327	471	615	759	903	1047	1191
5633.37 - 5636.69		38	182	326	470	614	758	902	1046	1190
5636.70 - 5640.03		37	181	325	469	613	757	901	1045	1189
5640.04 - 5643.36		36	180	324	468	612	756	900	1044	1188
5643.37 - 5646.69		35	179	323	467	611	755	899	1043	1187
5646.70 - 5650.03		34	178	322	466	610	754	898	1042	1186
5650.04 - 5653.36		33	177	321	465	609	753	897	1041	1185
5653.37 - 5656.69		32	176	320	464	608	752	896	1040	1184
5656.70 - 5660.03		31	175	319	463	607	751	895	1039	1183
5660.04 - 5663.36		30	174	318	462	606	750	894	1038	1182
5663.37 - 5666.69		29	173	317	461	605	749	893	1037	1181
5666.70 - 5670.03		28	172	316	460	604	748	892	1036	1180
5670.04 - 5673.36		27	171	315	459	603	747	891	1035	1179
5673.37 - 5676.69		26	170	314	458	602	746	890	1034	1178

Basis of Issuance  
October 1, 2017  
Allotments by Household Size  
Number of Persons in Household

Reduction Amt: 30%

Monthly Net Income	Coupon / EBT Allotments by Household Size									
	Number of Persons in the Household									
	11 Persons	12 Persons	13 Persons	14 Persons	15 Persons	16 Persons	17 Persons	18 Persons	19 Persons	20 Persons
5676.70 - 5680.03		25	169	313	457	601	745	889	1033	1177
5680.04 - 5683.36		24	168	312	456	600	744	888	1032	1176
5683.37 - 5686.69		23	167	311	455	599	743	887	1031	1175
5686.70 - 5690.03		22	166	310	454	598	742	886	1030	1174
5690.04 - 5693.36		21	165	309	453	597	741	885	1029	1173
5693.37 - 5696.69		20	164	308	452	596	740	884	1028	1172
5696.70 - 5700.03		19	163	307	451	595	739	883	1027	1171
5700.04 - 5703.36		18	162	306	450	594	738	882	1026	1170
5703.37 - 5706.69		17	161	305	449	593	737	881	1025	1169
5706.70 - 5710.03		16	160	304	448	592	736	880	1024	1168
5710.04 - 5713.36		15	159	303	447	591	735	879	1023	1167
5713.37 - 5716.69		14	158	302	446	590	734	878	1022	1166
5716.70 - 5720.03		13	157	301	445	589	733	877	1021	1165
5720.04 - 5723.36		12	156	300	444	588	732	876	1020	1164
5723.37 - 5726.69		11	155	299	443	587	731	875	1019	1163
5726.70 - 5730.03		10	154	298	442	586	730	874	1018	1162
5730.04 - 5733.36		9	153	297	441	585	729	873	1017	1161
5733.37 - 5736.69		8	152	296	440	584	728	872	1016	1160
5736.70 - 5740.03		7	151	295	439	583	727	871	1015	1159
5740.04 - 5743.36		6	150	294	438	582	726	870	1014	1158
5743.37 - 5746.69		6	149	293	437	581	725	869	1013	1157
5746.70 - 5750.03		4	148	292	436	580	724	868	1012	1156
5750.04 - 5753.36		4	147	291	435	579	723	867	1011	1155
5753.37 - 5756.69		2	146	290	434	578	722	866	1010	1154
5756.70 - 5760.03		2	145	289	433	577	721	865	1009	1153
5760.04 - 5763.36			144	288	432	576	720	864	1008	1152
5763.37 - 5766.69			143	287	431	575	719	863	1007	1151
5766.70 - 5770.03			142	286	430	574	718	862	1006	1150
5770.04 - 5773.36			141	285	429	573	717	861	1005	1149
5773.37 - 5776.69			140	284	428	572	716	860	1004	1148
5776.70 - 5780.03			139	283	427	571	715	859	1003	1147
5780.04 - 5783.36			138	282	426	570	714	858	1002	1146
5783.37 - 5786.69			137	281	425	569	713	857	1001	1145
5786.70 - 5790.03			136	280	424	568	712	856	1000	1144

Basis of Issuance  
October 1, 2017  
Allotments by Household Size  
Number of Persons in Household

Reduction Amt: 30%

Monthly Net Income	Coupon / EBT Allotments by Household Size									
	Number of Persons in the Household									
	11 Persons	12 Persons	13 Persons	14 Persons	15 Persons	16 Persons	17 Persons	18 Persons	19 Persons	20 Persons
5790.04 - 5793.36			135	279	423	567	711	855	999	1143
5793.37 - 5796.69			134	278	422	566	710	854	998	1142
5796.70 - 5800.03			133	277	421	565	709	853	997	1141
5800.04 - 5803.36			132	276	420	564	708	852	996	1140
5803.37 - 5806.69			131	275	419	563	707	851	995	1139
5806.70 - 5810.03			130	274	418	562	706	850	994	1138
5810.04 - 5813.36			129	273	417	561	705	849	993	1137
5813.37 - 5816.69			128	272	416	560	704	848	992	1136
5816.70 - 5820.03			127	271	415	559	703	847	991	1135
5820.04 - 5823.36			126	270	414	558	702	846	990	1134
5823.37 - 5826.69			125	269	413	557	701	845	989	1133
5826.70 - 5830.03			124	268	412	556	700	844	988	1132
5830.04 - 5833.36			123	267	411	555	699	843	987	1131
5833.37 - 5836.69			122	266	410	554	698	842	986	1130
5836.70 - 5840.03			121	265	409	553	697	841	985	1129
5840.04 - 5843.36			120	264	408	552	696	840	984	1128
5843.37 - 5846.69			119	263	407	551	695	839	983	1127
5846.70 - 5850.03			118	262	406	550	694	838	982	1126
5850.04 - 5853.36			117	261	405	549	693	837	981	1125
5853.37 - 5856.69			116	260	404	548	692	836	980	1124
5856.70 - 5860.03			115	259	403	547	691	835	979	1123
5860.04 - 5863.36			114	258	402	546	690	834	978	1122
5863.37 - 5866.69			113	257	401	545	689	833	977	1121
5866.70 - 5870.03			112	256	400	544	688	832	976	1120
5870.04 - 5873.36			111	255	399	543	687	831	975	1119
5873.37 - 5876.69			110	254	398	542	686	830	974	1118
5876.70 - 5880.03			109	253	397	541	685	829	973	1117
5880.04 - 5883.36			108	252	396	540	684	828	972	1116
5883.37 - 5886.69			107	251	395	539	683	827	971	1115
5886.70 - 5890.03			106	250	394	538	682	826	970	1114
5890.04 - 5893.36			105	249	393	537	681	825	969	1113
5893.37 - 5896.69			104	248	392	536	680	824	968	1112
5896.70 - 5900.03			103	247	391	535	679	823	967	1111

Basis of Issuance  
October 1, 2017  
Allotments by Household Size  
Number of Persons in Household

Reduction Amt: 30%

Monthly Net Income	Coupon / EBT Allotments by Household Size									
	Number of Persons in the Household									
	11 Persons	12 Persons	13 Persons	14 Persons	15 Persons	16 Persons	17 Persons	18 Persons	19 Persons	20 Persons
5900.04 - 5903.36			102	246	390	534	678	822	966	1110
5903.37 - 5906.69			101	245	389	533	677	821	965	1109
5906.70 - 5910.03			100	244	388	532	676	820	964	1108
5910.04 - 5913.36			99	243	387	531	675	819	963	1107
5913.37 - 5916.69			98	242	386	530	674	818	962	1106
5916.70 - 5920.03			97	241	385	529	673	817	961	1105
5920.04 - 5923.36			96	240	384	528	672	816	960	1104
5923.37 - 5926.69			95	239	383	527	671	815	959	1103
5926.70 - 5930.03			94	238	382	526	670	814	958	1102
5930.04 - 5933.36			93	237	381	525	669	813	957	1101
5933.37 - 5936.69			92	236	380	524	668	812	956	1100
5936.70 - 5940.03			91	235	379	523	667	811	955	1099
5940.04 - 5943.36			90	234	378	522	666	810	954	1098
5943.37 - 5946.69			89	233	377	521	665	809	953	1097
5946.70 - 5950.03			88	232	376	520	664	808	952	1096
5950.04 - 5953.36			87	231	375	519	663	807	951	1095
5953.37 - 5956.69			86	230	374	518	662	806	950	1094
5956.70 - 5960.03			85	229	373	517	661	805	949	1093
5960.04 - 5963.36			84	228	372	516	660	804	948	1092
5963.37 - 5966.69			83	227	371	515	659	803	947	1091
5966.70 - 5970.03			82	226	370	514	658	802	946	1090
5970.04 - 5973.36			81	225	369	513	657	801	945	1089
5973.37 - 5976.69			80	224	368	512	656	800	944	1088
5976.70 - 5980.03			79	223	367	511	655	799	943	1087
5980.04 - 5983.36			78	222	366	510	654	798	942	1086
5983.37 - 5986.69			77	221	365	509	653	797	941	1085
5986.70 - 5990.03			76	220	364	508	652	796	940	1084
5990.04 - 5993.36			75	219	363	507	651	795	939	1083
5993.37 - 5996.69			74	218	362	506	650	794	938	1082
5996.70 - 6000.03			73	217	361	505	649	793	937	1081
6000.04 - 6003.36			72	216	360	504	648	792	936	1080
6003.37 - 6006.69			71	215	359	503	647	791	935	1079
6006.70 - 6010.03			70	214	358	502	646	790	934	1078



Basis of Issuance  
October 1, 2017  
Allotments by Household Size  
Number of Persons in Household

Reduction Amt: 30%

Monthly Net Income	----- Coupon / EBT Allotments by Household Size -----									
	Number of Persons in the Household									
	11 Persons	12 Persons	13 Persons	14 Persons	15 Persons	16 Persons	17 Persons	18 Persons	19 Persons	20 Persons
6010.04 - 6013.36			69	213	357	501	645	789	933	1077
6013.37 - 6016.69			68	212	356	500	644	788	932	1076
6016.70 - 6020.03			67	211	355	499	643	787	931	1075
6020.04 - 6023.36			66	210	354	498	642	786	930	1074
6023.37 - 6026.69			65	209	353	497	641	785	929	1073
6026.70 - 6030.03			64	208	352	496	640	784	928	1072
6030.04 - 6033.36			63	207	351	495	639	783	927	1071
6033.37 - 6036.69			62	206	350	494	638	782	926	1070
6036.70 - 6040.03			61	205	349	493	637	781	925	1069
6040.04 - 6043.36			60	204	348	492	636	780	924	1068
6043.37 - 6046.69			59	203	347	491	635	779	923	1067
6046.70 - 6050.03			58	202	346	490	634	778	922	1066
6050.04 - 6053.36			57	201	345	489	633	777	921	1065
6053.37 - 6056.69			56	200	344	488	632	776	920	1064
6056.70 - 6060.03			55	199	343	487	631	775	919	1063
6060.04 - 6063.36			54	198	342	486	630	774	918	1062
6063.37 - 6066.69			53	197	341	485	629	773	917	1061
6066.70 - 6070.03			52	196	340	484	628	772	916	1060
6070.04 - 6073.36			51	195	339	483	627	771	915	1059
6073.37 - 6076.69			50	194	338	482	626	770	914	1058
6076.70 - 6080.03			49	193	337	481	625	769	913	1057
6080.04 - 6083.36			48	192	336	480	624	768	912	1056
6083.37 - 6086.69			47	191	335	479	623	767	911	1055
6086.70 - 6090.03			46	190	334	478	622	766	910	1054
6090.04 - 6093.36			45	189	333	477	621	765	909	1053
6093.37 - 6096.69			44	188	332	476	620	764	908	1052
6096.70 - 6100.03			43	187	331	475	619	763	907	1051
6100.04 - 6103.36			42	186	330	474	618	762	906	1050
6103.37 - 6106.69			41	185	329	473	617	761	905	1049
6106.70 - 6110.03			40	184	328	472	616	760	904	1048
6110.04 - 6113.36			39	183	327	471	615	759	903	1047
6113.37 - 6116.69			38	182	326	470	614	758	902	1046
6116.70 - 6120.03			37	181	325	469	613	757	901	1045
6120.04 - 6123.36			36	180	324	468	612	756	900	1044

Basis of Issuance  
October 1, 2017  
Allotments by Household Size  
Number of Persons in Household

Reduction Amt: 30%

Monthly Net Income	Coupon / EBT Allotments by Household Size									
	Number of Persons in the Household									
	11 Persons	12 Persons	13 Persons	14 Persons	15 Persons	16 Persons	17 Persons	18 Persons	19 Persons	20 Persons
6123.37 - 6126.69			35	179	323	467	611	755	899	1043
6126.70 - 6130.03			34	178	322	466	610	754	898	1042
6130.04 - 6133.36			33	177	321	465	609	753	897	1041
6133.37 - 6136.69			32	176	320	464	608	752	896	1040
6136.70 - 6140.03			31	175	319	463	607	751	895	1039
6140.04 - 6143.36			30	174	318	462	606	750	894	1038
6143.37 - 6146.69			29	173	317	461	605	749	893	1037
6146.70 - 6150.03			28	172	316	460	604	748	892	1036
6150.04 - 6153.36			27	171	315	459	603	747	891	1035
6153.37 - 6156.69			26	170	314	458	602	746	890	1034
6156.70 - 6160.03			25	169	313	457	601	745	889	1033
6160.04 - 6163.36			24	168	312	456	600	744	888	1032
6163.37 - 6166.69			23	167	311	455	599	743	887	1031
6166.70 - 6170.03			22	166	310	454	598	742	886	1030
6170.04 - 6173.36			21	165	309	453	597	741	885	1029
6173.37 - 6176.69			20	164	308	452	596	740	884	1028
6176.70 - 6180.03			19	163	307	451	595	739	883	1027
6180.04 - 6183.36			18	162	306	450	594	738	882	1026
6183.37 - 6186.69			17	161	305	449	593	737	881	1025
6186.70 - 6190.03			16	160	304	448	592	736	880	1024
6190.04 - 6193.36			15	159	303	447	591	735	879	1023
6193.37 - 6196.69			14	158	302	446	590	734	878	1022
6196.70 - 6200.03			13	157	301	445	589	733	877	1021
6200.04 - 6203.36			12	156	300	444	588	732	876	1020
6203.37 - 6206.69			11	155	299	443	587	731	875	1019
6206.70 - 6210.03			10	154	298	442	586	730	874	1018
6210.04 - 6213.36			9	153	297	441	585	729	873	1017
6213.37 - 6216.69			8	152	296	440	584	728	872	1016
6216.70 - 6220.03			7	151	295	439	583	727	871	1015
6220.04 - 6223.36			6	150	294	438	582	726	870	1014
6223.37 - 6226.69			6	149	293	437	581	725	869	1013
6226.70 - 6230.03			4	148	292	436	580	724	868	1012
6230.04 - 6233.36			4	147	291	435	579	723	867	1011

Basis of Issuance  
October 1, 2017  
Allotments by Household Size  
Number of Persons in Household

Reduction Amt: 30%

Monthly Net Income	Coupon / EBT Allotments by Household Size									
	Number of Persons in the Household									
	11 Persons	12 Persons	13 Persons	14 Persons	15 Persons	16 Persons	17 Persons	18 Persons	19 Persons	20 Persons
6233.37 - 6236.69			2	146	290	434	578	722	866	1010
6236.70 - 6240.03			2	145	289	433	577	721	865	1009
6240.04 - 6243.36				144	288	432	576	720	864	1008
6243.37 - 6246.69				143	287	431	575	719	863	1007
6246.70 - 6250.03				142	286	430	574	718	862	1006
6250.04 - 6253.36				141	285	429	573	717	861	1005
6253.37 - 6256.69				140	284	428	572	716	860	1004
6256.70 - 6260.03				139	283	427	571	715	859	1003
6260.04 - 6263.36				138	282	426	570	714	858	1002
6263.37 - 6266.69				137	281	425	569	713	857	1001
6266.70 - 6270.03				136	280	424	568	712	856	1000
6270.04 - 6273.36				135	279	423	567	711	855	999
6273.37 - 6276.69				134	278	422	566	710	854	998
6276.70 - 6280.03				133	277	421	565	709	853	997
6280.04 - 6283.36				132	276	420	564	708	852	996
6283.37 - 6286.69				131	275	419	563	707	851	995
6286.70 - 6290.03				130	274	418	562	706	850	994
6290.04 - 6293.36				129	273	417	561	705	849	993
6293.37 - 6296.69				128	272	416	560	704	848	992
6296.70 - 6300.03				127	271	415	559	703	847	991
6300.04 - 6303.36				126	270	414	558	702	846	990
6303.37 - 6306.69				125	269	413	557	701	845	989
6306.70 - 6310.03				124	268	412	556	700	844	988
6310.04 - 6313.36				123	267	411	555	699	843	987
6313.37 - 6316.69				122	266	410	554	698	842	986
6316.70 - 6320.03				121	265	409	553	697	841	985
6320.04 - 6323.36				120	264	408	552	696	840	984
6323.37 - 6326.69				119	263	407	551	695	839	983
6326.70 - 6330.03				118	262	406	550	694	838	982
6330.04 - 6333.36				117	261	405	549	693	837	981
6333.37 - 6336.69				116	260	404	548	692	836	980
6336.70 - 6340.03				115	259	403	547	691	835	979
6340.04 - 6343.36				114	258	402	546	690	834	978
6343.37 - 6346.69				113	257	401	545	689	833	977

SAMPLE

Basis of Issuance  
October 1, 2017  
Allotments by Household Size  
Number of Persons in Household

Reduction Amt: 30%

Monthly Net Income	Coupon / EBT Allotments by Household Size									
	Number of Persons in the Household									
	11 Persons	12 Persons	13 Persons	14 Persons	15 Persons	16 Persons	17 Persons	18 Persons	19 Persons	20 Persons
6346.70 - 6350.03				112	256	400	544	688	832	976
6350.04 - 6353.36				111	255	399	543	687	831	975
6353.37 - 6356.69				110	254	398	542	686	830	974
6356.70 - 6360.03				109	253	397	541	685	829	973
6360.04 - 6363.36				108	252	396	540	684	828	972
6363.37 - 6366.69				107	251	395	539	683	827	971
6366.70 - 6370.03				106	250	394	538	682	826	970
6370.04 - 6373.36				105	249	393	537	681	825	969
6373.37 - 6376.69				104	248	392	536	680	824	968
6376.70 - 6380.03				103	247	391	535	679	823	967
6380.04 - 6383.36				102	246	390	534	678	822	966
6383.37 - 6386.69				101	245	389	533	677	821	965
6386.70 - 6390.03				100	244	388	532	676	820	964
6390.04 - 6393.36				99	243	387	531	675	819	963
6393.37 - 6396.69				98	242	386	530	674	818	962
6396.70 - 6400.03				97	241	385	529	673	817	961
6400.04 - 6403.36				96	240	384	528	672	816	960
6403.37 - 6406.69				95	239	383	527	671	815	959
6406.70 - 6410.03				94	238	382	526	670	814	958
6410.04 - 6413.36				93	237	381	525	669	813	957
6413.37 - 6416.69				92	236	380	524	668	812	956
6416.70 - 6420.03				91	235	379	523	667	811	955
6420.04 - 6423.36				90	234	378	522	666	810	954
6423.37 - 6426.69				89	233	377	521	665	809	953
6426.70 - 6430.03				88	232	376	520	664	808	952
6430.04 - 6433.36				87	231	375	519	663	807	951
6433.37 - 6436.69				86	230	374	518	662	806	950
6436.70 - 6440.03				85	229	373	517	661	805	949
6440.04 - 6443.36				84	228	372	516	660	804	948
6443.37 - 6446.69				83	227	371	515	659	803	947
6446.70 - 6450.03				82	226	370	514	658	802	946
6450.04 - 6453.36				81	225	369	513	657	801	945
6453.37 - 6456.69				80	224	368	512	656	800	944

SAMPLE

Basis of Issuance  
October 1, 2017  
Allotments by Household Size  
Number of Persons in Household

Reduction Amt: 30%

Monthly Net Income	Coupon / EBT Allotments by Household Size									
	Number of Persons in the Household									
	11 Persons	12 Persons	13 Persons	14 Persons	15 Persons	16 Persons	17 Persons	18 Persons	19 Persons	20 Persons
6456.70 - 6460.03				79	223	367	511	655	799	943
6460.04 - 6463.36				78	222	366	510	654	798	942
6463.37 - 6466.69				77	221	365	509	653	797	941
6466.70 - 6470.03				76	220	364	508	652	796	940
6470.04 - 6473.36				75	219	363	507	651	795	939
6473.37 - 6476.69				74	218	362	506	650	794	938
6476.70 - 6480.03				73	217	361	505	649	793	937
6480.04 - 6483.36				72	216	360	504	648	792	936
6483.37 - 6486.69				71	215	359	503	647	791	935
6486.70 - 6490.03				70	214	358	502	646	790	934
6490.04 - 6493.36				69	213	357	501	645	789	933
6493.37 - 6496.69				68	212	356	500	644	788	932
6496.70 - 6500.03				67	211	355	499	643	787	931
6500.04 - 6503.36				66	210	354	498	642	786	930
6503.37 - 6506.69				65	209	353	497	641	785	929
6506.70 - 6510.03				64	208	352	496	640	784	928
6510.04 - 6513.36				63	207	351	495	639	783	927
6513.37 - 6516.69				62	206	350	494	638	782	926
6516.70 - 6520.03				61	205	349	493	637	781	925
6520.04 - 6523.36				60	204	348	492	636	780	924
6523.37 - 6526.69				59	203	347	491	635	779	923
6526.70 - 6530.03				58	202	346	490	634	778	922
6530.04 - 6533.36				57	201	345	489	633	777	921
6533.37 - 6536.69				56	200	344	488	632	776	920
6536.70 - 6540.03				55	199	343	487	631	775	919
6540.04 - 6543.36				54	198	342	486	630	774	918
6543.37 - 6546.69				53	197	341	485	629	773	917
6546.70 - 6550.03				52	196	340	484	628	772	916
6550.04 - 6553.36				51	195	339	483	627	771	915
6553.37 - 6556.69				50	194	338	482	626	770	914
6556.70 - 6560.03				49	193	337	481	625	769	913
6560.04 - 6563.36				48	192	336	480	624	768	912
6563.37 - 6566.69				47	191	335	479	623	767	911
6566.70 - 6570.03				46	190	334	478	622	766	910

SAMPLE

Basis of Issuance  
October 1, 2017  
Allotments by Household Size  
Number of Persons in Household

Reduction Amt: 30%

Monthly Net Income	Coupon / EBT Allotments by Household Size									
	Number of Persons in the Household									
	11 Persons	12 Persons	13 Persons	14 Persons	15 Persons	16 Persons	17 Persons	18 Persons	19 Persons	20 Persons
6570.04 - 6573.36				45	189	333	477	621	765	909
6573.37 - 6576.69				44	188	332	476	620	764	908
6576.70 - 6580.03				43	187	331	475	619	763	907
6580.04 - 6583.36				42	186	330	474	618	762	906
6583.37 - 6586.69				41	185	329	473	617	761	905
6586.70 - 6590.03				40	184	328	472	616	760	904
6590.04 - 6593.36				39	183	327	471	615	759	903
6593.37 - 6596.69				38	182	326	470	614	758	902
6596.70 - 6600.03				37	181	325	469	613	757	901
6600.04 - 6603.36				36	180	324	468	612	756	900
6603.37 - 6606.69				35	179	323	467	611	755	899
6606.70 - 6610.03				34	178	322	466	610	754	898
6610.04 - 6613.36				33	177	321	465	609	753	897
6613.37 - 6616.69				32	176	320	464	608	752	896
6616.70 - 6620.03				31	175	319	463	607	751	895
6620.04 - 6623.36				30	174	318	462	606	750	894
6623.37 - 6626.69				29	173	317	461	605	749	893
6626.70 - 6630.03				28	172	316	460	604	748	892
6630.04 - 6633.36				27	171	315	459	603	747	891
6633.37 - 6636.69				26	170	314	458	602	746	890
6636.70 - 6640.03				25	169	313	457	601	745	889
6640.04 - 6643.36				24	168	312	456	600	744	888
6643.37 - 6646.69				23	167	311	455	599	743	887
6646.70 - 6650.03				22	166	310	454	598	742	886
6650.04 - 6653.36				21	165	309	453	597	741	885
6653.37 - 6656.69				20	164	308	452	596	740	884
6656.70 - 6660.03				19	163	307	451	595	739	883
6660.04 - 6663.36				18	162	306	450	594	738	882
6663.37 - 6666.69				17	161	305	449	593	737	881
6666.70 - 6670.03				16	160	304	448	592	736	880
6670.04 - 6673.36				15	159	303	447	591	735	879
6673.37 - 6676.69				14	158	302	446	590	734	878
6676.70 - 6680.03				13	157	301	445	589	733	877

SAMPLE

Basis of Issuance  
October 1, 2017  
Allotments by Household Size  
Number of Persons in Household

Reduction Amt: 30%

Monthly Net Income	Coupon / EBT Allotments by Household Size									
	Number of Persons in the Household									
	11 Persons	12 Persons	13 Persons	14 Persons	15 Persons	16 Persons	17 Persons	18 Persons	19 Persons	20 Persons
6680.04 - 6683.36				12	156	300	444	588	732	876
6683.37 - 6686.69				11	155	299	443	587	731	875
6686.70 - 6690.03				10	154	298	442	586	730	874
6690.04 - 6693.36				9	153	297	441	585	729	873
6693.37 - 6696.69				8	152	296	440	584	728	872
6696.70 - 6700.03				7	151	295	439	583	727	871
6700.04 - 6703.36				6	150	294	438	582	726	870
6703.37 - 6706.69				6	149	293	437	581	725	869
6706.70 - 6710.03				4	148	292	436	580	724	868
6710.04 - 6713.36				4	147	291	435	579	723	867
6713.37 - 6716.69				2	146	290	434	578	722	866
6716.70 - 6720.03				2	145	289	433	577	721	865
6720.04 - 6723.36					144	288	432	576	720	864
6723.37 - 6726.69					143	287	431	575	719	863
6726.70 - 6730.03					142	286	430	574	718	862
6730.04 - 6733.36					141	285	429	573	717	861
6733.37 - 6736.69					140	284	428	572	716	860
6736.70 - 6740.03					139	283	427	571	715	859
6740.04 - 6743.36					138	282	426	570	714	858
6743.37 - 6746.69					137	281	425	569	713	857
6746.70 - 6750.03					136	280	424	568	712	856
6750.04 - 6753.36					135	279	423	567	711	855
6753.37 - 6756.69					134	278	422	566	710	854
6756.70 - 6760.03					133	277	421	565	709	853
6760.04 - 6763.36					132	276	420	564	708	852
6763.37 - 6766.69					131	275	419	563	707	851
6766.70 - 6770.03					130	274	418	562	706	850
6770.04 - 6773.36					129	273	417	561	705	849
6773.37 - 6776.69					128	272	416	560	704	848
6776.70 - 6780.03					127	271	415	559	703	847
6780.04 - 6783.36					126	270	414	558	702	846
6783.37 - 6786.69					125	269	413	557	701	845
6786.70 - 6790.03					124	268	412	556	700	844

SAMPLE

Basis of Issuance  
October 1, 2017  
Allotments by Household Size  
Number of Persons in Household

Reduction Amt: 30%

Monthly Net Income	----- Coupon / EBT Allotments by Household Size -----									
	Number of Persons in the Household									
	11 Persons	12 Persons	13 Persons	14 Persons	15 Persons	16 Persons	17 Persons	18 Persons	19 Persons	20 Persons
6790.04 - 6793.36					123	267	411	555	699	843
6793.37 - 6796.69					122	266	410	554	698	842
6796.70 - 6800.03					121	265	409	553	697	841
6800.04 - 6803.36					120	264	408	552	696	840
6803.37 - 6806.69					119	263	407	551	695	839
6806.70 - 6810.03					118	262	406	550	694	838
6810.04 - 6813.36					117	261	405	549	693	837
6813.37 - 6816.69					116	260	404	548	692	836
6816.70 - 6820.03					115	259	403	547	691	835
6820.04 - 6823.36					114	258	402	546	690	834
6823.37 - 6826.69					113	257	401	545	689	833
6826.70 - 6830.03					112	256	400	544	688	832
6830.04 - 6833.36					111	255	399	543	687	831
6833.37 - 6836.69					110	254	398	542	686	830
6836.70 - 6840.03					109	253	397	541	685	829
6840.04 - 6843.36					108	252	396	540	684	828
6843.37 - 6846.69					107	251	395	539	683	827
6846.70 - 6850.03					106	250	394	538	682	826
6850.04 - 6853.36					105	249	393	537	681	825
6853.37 - 6856.69					104	248	392	536	680	824
6856.70 - 6860.03					103	247	391	535	679	823
6860.04 - 6863.36					102	246	390	534	678	822
6863.37 - 6866.69					101	245	389	533	677	821
6866.70 - 6870.03					100	244	388	532	676	820
6870.04 - 6873.36					99	243	387	531	675	819
6873.37 - 6876.69					98	242	386	530	674	818
6876.70 - 6880.03					97	241	385	529	673	817
6880.04 - 6883.36					96	240	384	528	672	816
6883.37 - 6886.69					95	239	383	527	671	815
6886.70 - 6890.03					94	238	382	526	670	814
6890.04 - 6893.36					93	237	381	525	669	813
6893.37 - 6896.69					92	236	380	524	668	812
6896.70 - 6900.03					91	235	379	523	667	811
6900.04 - 6903.36					90	234	378	522	666	810

SAMPLE



Basis of Issuance  
October 1, 2017  
Allotments by Household Size  
Number of Persons in Household

Reduction Amt: 30%

Monthly Net Income	Coupon / EBT Allotments by Household Size									
	Number of Persons in the Household									
	11 Persons	12 Persons	13 Persons	14 Persons	15 Persons	16 Persons	17 Persons	18 Persons	19 Persons	20 Persons
6903.37 - 6906.69					89	233	377	521	665	809
6906.70 - 6910.03					88	232	376	520	664	808
6910.04 - 6913.36					87	231	375	519	663	807
6913.37 - 6916.69					86	230	374	518	662	806
6916.70 - 6920.03					85	229	373	517	661	805
6920.04 - 6923.36					84	228	372	516	660	804
6923.37 - 6926.69					83	227	371	515	659	803
6926.70 - 6930.03					82	226	370	514	658	802
6930.04 - 6933.36					81	225	369	513	657	801
6933.37 - 6936.69					80	224	368	512	656	800
6936.70 - 6940.03					79	223	367	511	655	799
6940.04 - 6943.36					78	222	366	510	654	798
6943.37 - 6946.69					77	221	365	509	653	797
6946.70 - 6950.03					76	220	364	508	652	796
6950.04 - 6953.36					75	219	363	507	651	795
6953.37 - 6956.69					74	218	362	506	650	794
6956.70 - 6960.03					73	217	361	505	649	793
6960.04 - 6963.36					72	216	360	504	648	792
6963.37 - 6966.69					71	215	359	503	647	791
6966.70 - 6970.03					70	214	358	502	646	790
6970.04 - 6973.36					69	213	357	501	645	789
6973.37 - 6976.69					68	212	356	500	644	788
6976.70 - 6980.03					67	211	355	499	643	787
6980.04 - 6983.36					66	210	354	498	642	786
6983.37 - 6986.69					65	209	353	497	641	785
6986.70 - 6990.03					64	208	352	496	640	784
6990.04 - 6993.36					63	207	351	495	639	783
6993.37 - 6996.69					62	206	350	494	638	782
6996.70 - 7000.03					61	205	349	493	637	781
7000.04 - 7003.36					60	204	348	492	636	780
7003.37 - 7006.69					59	203	347	491	635	779
7006.70 - 7010.03					58	202	346	490	634	778
7010.04 - 7013.36					57	201	345	489	633	777

SAMPLE

Basis of Issuance  
October 1, 2017  
Allotments by Household Size  
Number of Persons in Household

Reduction Amt: 30%

Monthly Net Income	Coupon / EBT Allotments by Household Size									
	Number of Persons in the Household									
	11 Persons	12 Persons	13 Persons	14 Persons	15 Persons	16 Persons	17 Persons	18 Persons	19 Persons	20 Persons
7013.37 - 7016.69					56	200	344	488	632	776
7016.70 - 7020.03					55	199	343	487	631	775
7020.04 - 7023.36					54	198	342	486	630	774
7023.37 - 7026.69					53	197	341	485	629	773
7026.70 - 7030.03					52	196	340	484	628	772
7030.04 - 7033.36					51	195	339	483	627	771
7033.37 - 7036.69					50	194	338	482	626	770
7036.70 - 7040.03					49	193	337	481	625	769
7040.04 - 7043.36					48	192	336	480	624	768
7043.37 - 7046.69					47	191	335	479	623	767
7046.70 - 7050.03					46	190	334	478	622	766
7050.04 - 7053.36					45	189	333	477	621	765
7053.37 - 7056.69					44	188	332	476	620	764
7056.70 - 7060.03					43	187	331	475	619	763
7060.04 - 7063.36					42	186	330	474	618	762
7063.37 - 7066.69					41	185	329	473	617	761
7066.70 - 7070.03					40	184	328	472	616	760
7070.04 - 7073.36					39	183	327	471	615	759
7073.37 - 7076.69					38	182	326	470	614	758
7076.70 - 7080.03					37	181	325	469	613	757
7080.04 - 7083.36					36	180	324	468	612	756
7083.37 - 7086.69					35	179	323	467	611	755
7086.70 - 7090.03					34	178	322	466	610	754
7090.04 - 7093.36					33	177	321	465	609	753
7093.37 - 7096.69					32	176	320	464	608	752
7096.70 - 7100.03					31	175	319	463	607	751
7100.04 - 7103.36					30	174	318	462	606	750
7103.37 - 7106.69					29	173	317	461	605	749
7106.70 - 7110.03					28	172	316	460	604	748
7110.04 - 7113.36					27	171	315	459	603	747
7113.37 - 7116.69					26	170	314	458	602	746
7116.70 - 7120.03					25	169	313	457	601	745
7120.04 - 7123.36					24	168	312	456	600	744
7123.37 - 7126.69					23	167	311	455	599	743

SAMPLE

Basis of Issuance  
October 1, 2017  
Allotments by Household Size  
Number of Persons in Household

Reduction Amt: 30%

Monthly Net Income	Coupon / EBT Allotments by Household Size									
	Number of Persons in the Household									
	11 Persons	12 Persons	13 Persons	14 Persons	15 Persons	16 Persons	17 Persons	18 Persons	19 Persons	20 Persons
7126.70 - 7130.03					22	166	310	454	598	742
7130.04 - 7133.36					21	165	309	453	597	741
7133.37 - 7136.69					20	164	308	452	596	740
7136.70 - 7140.03					19	163	307	451	595	739
7140.04 - 7143.36					18	162	306	450	594	738
7143.37 - 7146.69					17	161	305	449	593	737
7146.70 - 7150.03					16	160	304	448	592	736
7150.04 - 7153.36					15	159	303	447	591	735
7153.37 - 7156.69					14	158	302	446	590	734
7156.70 - 7160.03					13	157	301	445	589	733
7160.04 - 7163.36					12	156	300	444	588	732
7163.37 - 7166.69					11	155	299	443	587	731
7166.70 - 7170.03					10	154	298	442	586	730
7170.04 - 7173.36					9	153	297	441	585	729
7173.37 - 7176.69					8	152	296	440	584	728
7176.70 - 7180.03					7	151	295	439	583	727
7180.04 - 7183.36					6	150	294	438	582	726
7183.37 - 7186.69					6	149	293	437	581	725
7186.70 - 7190.03					4	148	292	436	580	724
7190.04 - 7193.36					4	147	291	435	579	723
7193.37 - 7196.69					2	146	290	434	578	722
7196.70 - 7200.03					2	145	289	433	577	721
7200.04 - 7203.36						144	288	432	576	720
7203.37 - 7206.69						143	287	431	575	719
7206.70 - 7210.03						142	286	430	574	718
7210.04 - 7213.36						141	285	429	573	717
7213.37 - 7216.69						140	284	428	572	716
7216.70 - 7220.03						139	283	427	571	715
7220.04 - 7223.36						138	282	426	570	714
7223.37 - 7226.69						137	281	425	569	713
7226.70 - 7230.03						136	280	424	568	712
7230.04 - 7233.36						135	279	423	567	711
7233.37 - 7236.69						134	278	422	566	710

SAMPLE

Reduction Amt: 30%

Monthly Net Income	Coupon / EBT Allotments by Household Size									
	Number of Persons in the Household									
	11 Persons	12 Persons	13 Persons	14 Persons	15 Persons	16 Persons	17 Persons	18 Persons	19 Persons	20 Persons
7236.70 - 7240.03						133	277	421	565	709
7240.04 - 7243.36						132	276	420	564	708
7243.37 - 7246.69						131	275	419	563	707
7246.70 - 7250.03						130	274	418	562	706
7250.04 - 7253.36						129	273	417	561	705
7253.37 - 7256.69						128	272	416	560	704
7256.70 - 7260.03						127	271	415	559	703
7260.04 - 7263.36						126	270	414	558	702
7263.37 - 7266.69						125	269	413	557	701
7266.70 - 7270.03						124	268	412	556	700
7270.04 - 7273.36						123	267	411	555	699
7273.37 - 7276.69						122	266	410	554	698
7276.70 - 7280.03						121	265	409	553	697
7280.04 - 7283.36						120	264	408	552	696
7283.37 - 7286.69						119	263	407	551	695
7286.70 - 7290.03						118	262	406	550	694
7290.04 - 7293.36						117	261	405	549	693
7293.37 - 7296.69						116	260	404	548	692
7296.70 - 7300.03						115	259	403	547	691
7300.04 - 7303.36						114	258	402	546	690
7303.37 - 7306.69						113	257	401	545	689
7306.70 - 7310.03						112	256	400	544	688
7310.04 - 7313.36						111	255	399	543	687
7313.37 - 7316.69						110	254	398	542	686
7316.70 - 7320.03						109	253	397	541	685
7320.04 - 7323.36						108	252	396	540	684
7323.37 - 7326.69						107	251	395	539	683
7326.70 - 7330.03						106	250	394	538	682
7330.04 - 7333.36						105	249	393	537	681
7333.37 - 7336.69						104	248	392	536	680
7336.70 - 7340.03						103	247	391	535	679
7340.04 - 7343.36						102	246	390	534	678
7343.37 - 7346.69						101	245	389	533	677
7346.70 - 7350.03						100	244	388	532	676

SAMPLE

Basis of Issuance  
October 1, 2017  
Allotments by Household Size  
Number of Persons in Household

Reduction Amt: 30%

Monthly Net Income	----- Coupon / EBT Allotments by Household Size -----									
	Number of Persons in the Household									
	11 Persons	12 Persons	13 Persons	14 Persons	15 Persons	16 Persons	17 Persons	18 Persons	19 Persons	20 Persons
7350.04 - 7353.36						99	243	387	531	675
7353.37 - 7356.69						98	242	386	530	674
7356.70 - 7360.03						97	241	385	529	673
7360.04 - 7363.36						96	240	384	528	672
7363.37 - 7366.69						95	239	383	527	671
7366.70 - 7370.03						94	238	382	526	670
7370.04 - 7373.36						93	237	381	525	669
7373.37 - 7376.69						92	236	380	524	668
7376.70 - 7380.03						91	235	379	523	667
7380.04 - 7383.36						90	234	378	522	666
7383.37 - 7386.69						89	233	377	521	665
7386.70 - 7390.03						88	232	376	520	664
7390.04 - 7393.36						87	231	375	519	663
7393.37 - 7396.69						86	230	374	518	662
7396.70 - 7400.03						85	229	373	517	661
7400.04 - 7403.36						84	228	372	516	660
7403.37 - 7406.69						83	227	371	515	659
7406.70 - 7410.03						82	226	370	514	658
7410.04 - 7413.36						81	225	369	513	657
7413.37 - 7416.69						80	224	368	512	656
7416.70 - 7420.03						79	223	367	511	655
7420.04 - 7423.36						78	222	366	510	654
7423.37 - 7426.69						77	221	365	509	653
7426.70 - 7430.03						76	220	364	508	652
7430.04 - 7433.36						75	219	363	507	651
7433.37 - 7436.69						74	218	362	506	650
7436.70 - 7440.03						73	217	361	505	649
7440.04 - 7443.36						72	216	360	504	648
7443.37 - 7446.69						71	215	359	503	647
7446.70 - 7450.03						70	214	358	502	646
7450.04 - 7453.36						69	213	357	501	645
7453.37 - 7456.69						68	212	356	500	644
7456.70 - 7460.03						67	211	355	499	643

SAMPLE

Basis of Issuance  
October 1, 2017  
Allotments by Household Size  
Number of Persons in Household

Reduction Amt: 30%

Monthly Net Income	----- Coupon / EBT Allotments by Household Size -----									
	Number of Persons in the Household									
	11	12	13	14	15	16	17	18	19	20
	Persons	Persons	Persons	Persons	Persons	Persons	Persons	Persons	Persons	Persons
7460.04 - 7463.36						66	210	354	498	642
7463.37 - 7466.69						65	209	353	497	641
7466.70 - 7470.03						64	208	352	496	640
7470.04 - 7473.36						63	207	351	495	639
7473.37 - 7476.69						62	206	350	494	638
7476.70 - 7480.03						61	205	349	493	637
7480.04 - 7483.36						60	204	348	492	636
7483.37 - 7486.69						59	203	347	491	635
7486.70 - 7490.03						58	202	346	490	634
7490.04 - 7493.36						57	201	345	489	633
7493.37 - 7496.69						56	200	344	488	632
7496.70 - 7500.03						55	199	343	487	631
7500.04 - 7503.36						54	198	342	486	630
7503.37 - 7506.69						53	197	341	485	629
7506.70 - 7510.03						52	196	340	484	628
7510.04 - 7513.36						51	195	339	483	627
7513.37 - 7516.69						50	194	338	482	626
7516.70 - 7520.03						49	193	337	481	625
7520.04 - 7523.36						48	192	336	480	624
7523.37 - 7526.69						47	191	335	479	623
7526.70 - 7530.03						46	190	334	478	622
7530.04 - 7533.36						45	189	333	477	621
7533.37 - 7536.69						44	188	332	476	620
7536.70 - 7540.03						43	187	331	475	619
7540.04 - 7543.36						42	186	330	474	618
7543.37 - 7546.69						41	185	329	473	617
7546.70 - 7550.03						40	184	328	472	616
7550.04 - 7553.36						39	183	327	471	615
7553.37 - 7556.69						38	182	326	470	614
7556.70 - 7560.03						37	181	325	469	613
7560.04 - 7563.36						36	180	324	468	612
7563.37 - 7566.69						35	179	323	467	611
7566.70 - 7570.03						34	178	322	466	610

SAMPLE

Basis of Issuance  
October 1, 2017  
Allotments by Household Size  
Number of Persons in Household

Reduction Amt: 30%

Monthly Net Income	----- Coupon / EBT Allotments by Household Size -----									
	Number of Persons in the Household									
	11 Persons	12 Persons	13 Persons	14 Persons	15 Persons	16 Persons	17 Persons	18 Persons	19 Persons	20 Persons
7570.04 - 7573.36						33	177	321	465	609
7573.37 - 7576.69						32	176	320	464	608
7576.70 - 7580.03						31	175	319	463	607
7580.04 - 7583.36						30	174	318	462	606
7583.37 - 7586.69						29	173	317	461	605
7586.70 - 7590.03						28	172	316	460	604
7590.04 - 7593.36						27	171	315	459	603
7593.37 - 7596.69						26	170	314	458	602
7596.70 - 7600.03						25	169	313	457	601
7600.04 - 7603.36						24	168	312	456	600
7603.37 - 7606.69						23	167	311	455	599
7606.70 - 7610.03						22	166	310	454	598
7610.04 - 7613.36						21	165	309	453	597
7613.37 - 7616.69						20	164	308	452	596
7616.70 - 7620.03						19	163	307	451	595
7620.04 - 7623.36						18	162	306	450	594
7623.37 - 7626.69						17	161	305	449	593
7626.70 - 7630.03						16	160	304	448	592
7630.04 - 7633.36						15	159	303	447	591
7633.37 - 7636.69						14	158	302	446	590
7636.70 - 7640.03						13	157	301	445	589
7640.04 - 7643.36						12	156	300	444	588
7643.37 - 7646.69						11	155	299	443	587
7646.70 - 7650.03						10	154	298	442	586
7650.04 - 7653.36						9	153	297	441	585
7653.37 - 7656.69						8	152	296	440	584
7656.70 - 7660.03						7	151	295	439	583
7660.04 - 7663.36						6	150	294	438	582
7663.37 - 7666.69						6	149	293	437	581
7666.70 - 7670.03						4	148	292	436	580
7670.04 - 7673.36						4	147	291	435	579
7673.37 - 7676.69						2	146	290	434	578
7676.70 - 7680.03						2	145	289	433	577
7680.04 - 7683.36							144	288	432	576

SAMPLE

Basis of Issuance  
October 1, 2017  
Allotments by Household Size  
Number of Persons in Household

Reduction Amt: 30%

Monthly Net Income	----- Coupon / EBT Allotments by Household Size -----									
	Number of Persons in the Household									
	11 Persons	12 Persons	13 Persons	14 Persons	15 Persons	16 Persons	17 Persons	18 Persons	19 Persons	20 Persons
7683.37 - 7686.69							143	287	431	575
7686.70 - 7690.03							142	286	430	574
7690.04 - 7693.36							141	285	429	573
7693.37 - 7696.69							140	284	428	572
7696.70 - 7700.03							139	283	427	571
7700.04 - 7703.36							138	282	426	570
7703.37 - 7706.69							137	281	425	569
7706.70 - 7710.03							136	280	424	568
7710.04 - 7713.36							135	279	423	567
7713.37 - 7716.69							134	278	422	566
7716.70 - 7720.03							133	277	421	565
7720.04 - 7723.36							132	276	420	564
7723.37 - 7726.69							131	275	419	563
7726.70 - 7730.03							130	274	418	562
7730.04 - 7733.36							129	273	417	561
7733.37 - 7736.69							128	272	416	560
7736.70 - 7740.03							127	271	415	559
7740.04 - 7743.36							126	270	414	558
7743.37 - 7746.69							125	269	413	557
7746.70 - 7750.03							124	268	412	556
7750.04 - 7753.36							123	267	411	555
7753.37 - 7756.69							122	266	410	554
7756.70 - 7760.03							121	265	409	553
7760.04 - 7763.36							120	264	408	552
7763.37 - 7766.69							119	263	407	551
7766.70 - 7770.03							118	262	406	550
7770.04 - 7773.36							117	261	405	549
7773.37 - 7776.69							116	260	404	548
7776.70 - 7780.03							115	259	403	547
7780.04 - 7783.36							114	258	402	546
7783.37 - 7786.69							113	257	401	545
7786.70 - 7790.03							112	256	400	544
7790.04 - 7793.36							111	255	399	543

SAMPLE



Basis of Issuance  
 October 1, 2017  
 Allotments by Household Size  
 Number of Persons in Household

Reduction Amt: 30%

Monthly Net Income	----- Coupon / EBT Allotments by Household Size -----									
	Number of Persons in the Household									
	11 Persons	12 Persons	13 Persons	14 Persons	15 Persons	16 Persons	17 Persons	18 Persons	19 Persons	20 Persons
7793.37 - 7796.69							110	254	398	542
7796.70 - 7800.03							109	253	397	541
7800.04 - 7803.36							108	252	396	540
7803.37 - 7806.69							107	251	395	539
7806.70 - 7810.03							106	250	394	538
7810.04 - 7813.36							105	249	393	537
7813.37 - 7816.69							104	248	392	536
7816.70 - 7820.03							103	247	391	535
7820.04 - 7823.36							102	246	390	534
7823.37 - 7826.69							101	245	389	533
7826.70 - 7830.03							100	244	388	532
7830.04 - 7833.36							99	243	387	531
7833.37 - 7836.69							98	242	386	530
7836.70 - 7840.03							97	241	385	529
7840.04 - 7843.36							96	240	384	528
7843.37 - 7846.69							95	239	383	527
7846.70 - 7850.03							94	238	382	526
7850.04 - 7853.36							93	237	381	525
7853.37 - 7856.69							92	236	380	524
7856.70 - 7860.03							91	235	379	523
7860.04 - 7863.36							90	234	378	522
7863.37 - 7866.69							89	233	377	521
7866.70 - 7870.03							88	232	376	520
7870.04 - 7873.36							87	231	375	519
7873.37 - 7876.69							86	230	374	518
7876.70 - 7880.03							85	229	373	517
7880.04 - 7883.36							84	228	372	516
7883.37 - 7886.69							83	227	371	515
7886.70 - 7890.03							82	226	370	514
7890.04 - 7893.36							81	225	369	513
7893.37 - 7896.69							80	224	368	512
7896.70 - 7900.03							79	223	367	511
7900.04 - 7903.36							78	222	366	510
7903.37 - 7906.69							77	221	365	509

SAMPLE

Basis of Issuance  
October 1, 2017  
Allotments by Household Size  
Number of Persons in Household

Reduction Amt: 30%

Monthly Net Income	Coupon / EBT Allotments by Household Size									
	Number of Persons in the Household									
	11 Persons	12 Persons	13 Persons	14 Persons	15 Persons	16 Persons	17 Persons	18 Persons	19 Persons	20 Persons
7906.70 - 7910.03							76	220	364	508
7910.04 - 7913.36							75	219	363	507
7913.37 - 7916.69							74	218	362	506
7916.70 - 7920.03							73	217	361	505
7920.04 - 7923.36							72	216	360	504
7923.37 - 7926.69							71	215	359	503
7926.70 - 7930.03							70	214	358	502
7930.04 - 7933.36							69	213	357	501
7933.37 - 7936.69							68	212	356	500
7936.70 - 7940.03							67	211	355	499
7940.04 - 7943.36							66	210	354	498
7943.37 - 7946.69							65	209	353	497
7946.70 - 7950.03							64	208	352	496
7950.04 - 7953.36							63	207	351	495
7953.37 - 7956.69							62	206	350	494
7956.70 - 7960.03							61	205	349	493
7960.04 - 7963.36							60	204	348	492
7963.37 - 7966.69							59	203	347	491
7966.70 - 7970.03							58	202	346	490
7970.04 - 7973.36							57	201	345	489
7973.37 - 7976.69							56	200	344	488
7976.70 - 7980.03							55	199	343	487
7980.04 - 7983.36							54	198	342	486
7983.37 - 7986.69							53	197	341	485
7986.70 - 7990.03							52	196	340	484
7990.04 - 7993.36							51	195	339	483
7993.37 - 7996.69							50	194	338	482
7996.70 - 8000.03							49	193	337	481
8000.04 - 8003.36							48	192	336	480
8003.37 - 8006.69							47	191	335	479
8006.70 - 8010.03							46	190	334	478
8010.04 - 8013.36							45	189	333	477
8013.37 - 8016.69							44	188	332	476

SAMPLE

Reduction Amt: 30%

Monthly Net Income	----- Coupon / EBT Allotments by Household Size -----									
	Number of Persons in the Household									
	11 Persons	12 Persons	13 Persons	14 Persons	15 Persons	16 Persons	17 Persons	18 Persons	19 Persons	20 Persons
8016.70 - 8020.03							43	187	331	475
8020.04 - 8023.36							42	186	330	474
8023.37 - 8026.69							41	185	329	473
8026.70 - 8030.03							40	184	328	472
8030.04 - 8033.36							39	183	327	471
8033.37 - 8036.69							38	182	326	470
8036.70 - 8040.03							37	181	325	469
8040.04 - 8043.36							36	180	324	468
8043.37 - 8046.69							35	179	323	467
8046.70 - 8050.03							34	178	322	466
8050.04 - 8053.36							33	177	321	465
8053.37 - 8056.69							32	176	320	464
8056.70 - 8060.03							31	175	319	463
8060.04 - 8063.36							30	174	318	462
8063.37 - 8066.69							29	173	317	461
8066.70 - 8070.03							28	172	316	460
8070.04 - 8073.36							27	171	315	459
8073.37 - 8076.69							26	170	314	458
8076.70 - 8080.03							25	169	313	457
8080.04 - 8083.36							24	168	312	456
8083.37 - 8086.69							23	167	311	455
8086.70 - 8090.03							22	166	310	454
8090.04 - 8093.36							21	165	309	453
8093.37 - 8096.69							20	164	308	452
8096.70 - 8100.03							19	163	307	451
8100.04 - 8103.36							18	162	306	450
8103.37 - 8106.69							17	161	305	449
8106.70 - 8110.03							16	160	304	448
8110.04 - 8113.36							15	159	303	447
8113.37 - 8116.69							14	158	302	446
8116.70 - 8120.03							13	157	301	445
8120.04 - 8123.36							12	156	300	444
8123.37 - 8126.69							11	155	299	443
8126.70 - 8130.03							10	154	298	442

SAMPLE

Reduction Amt: 30%

Monthly Net Income	Coupon / EBT Allotments by Household Size									
	Number of Persons in the Household									
	11 Persons	12 Persons	13 Persons	14 Persons	15 Persons	16 Persons	17 Persons	18 Persons	19 Persons	20 Persons
8130.04 - 8133.36							9	153	297	441
8133.37 - 8136.69							8	152	296	440
8136.70 - 8140.03							7	151	295	439
8140.04 - 8143.36							6	150	294	438
8143.37 - 8146.69							6	149	293	437
8146.70 - 8150.03							4	148	292	436
8150.04 - 8153.36							4	147	291	435
8153.37 - 8156.69							2	146	290	434
8156.70 - 8160.03							2	145	289	433
8160.04 - 8163.36								144	288	432
8163.37 - 8166.69								143	287	431
8166.70 - 8170.03								142	286	430
8170.04 - 8173.36								141	285	429
8173.37 - 8176.69								140	284	428
8176.70 - 8180.03								139	283	427
8180.04 - 8183.36								138	282	426
8183.37 - 8186.69								137	281	425
8186.70 - 8190.03								136	280	424
8190.04 - 8193.36								135	279	423
8193.37 - 8196.69								134	278	422
8196.70 - 8200.03								133	277	421
8200.04 - 8203.36								132	276	420
8203.37 - 8206.69								131	275	419
8206.70 - 8210.03								130	274	418
8210.04 - 8213.36								129	273	417
8213.37 - 8216.69								128	272	416
8216.70 - 8220.03								127	271	415
8220.04 - 8223.36								126	270	414
8223.37 - 8226.69								125	269	413
8226.70 - 8230.03								124	268	412
8230.04 - 8233.36								123	267	411
8233.37 - 8236.69								122	266	410
8236.70 - 8240.03								121	265	409

SAMPLE

Reduction Amt: 30%

Monthly Net Income	----- Coupon / EBT Allotments by Household Size -----									
	Number of Persons in the Household									
	11	12	13	14	15	16	17	18	19	20
	Persons	Persons	Persons	Persons	Persons	Persons	Persons	Persons	Persons	Persons
8240.04 - 8243.36								120	264	408
8243.37 - 8246.69								119	263	407
8246.70 - 8250.03								118	262	406
8250.04 - 8253.36								117	261	405
8253.37 - 8256.69								116	260	404
8256.70 - 8260.03								115	259	403
8260.04 - 8263.36								114	258	402
8263.37 - 8266.69								113	257	401
8266.70 - 8270.03								112	256	400
8270.04 - 8273.36								111	255	399
8273.37 - 8276.69								110	254	398
8276.70 - 8280.03								109	253	397
8280.04 - 8283.36								108	252	396
8283.37 - 8286.69								107	251	395
8286.70 - 8290.03								106	250	394
8290.04 - 8293.36								105	249	393
8293.37 - 8296.69								104	248	392
8296.70 - 8300.03								103	247	391
8300.04 - 8303.36								102	246	390
8303.37 - 8306.69								101	245	389
8306.70 - 8310.03								100	244	388
8310.04 - 8313.36								99	243	387
8313.37 - 8316.69								98	242	386
8316.70 - 8320.03								97	241	385
8320.04 - 8323.36								96	240	384
8323.37 - 8326.69								95	239	383
8326.70 - 8330.03								94	238	382
8330.04 - 8333.36								93	237	381
8333.37 - 8336.69								92	236	380
8336.70 - 8340.03								91	235	379
8340.04 - 8343.36								90	234	378
8343.37 - 8346.69								89	233	377
8346.70 - 8350.03								88	232	376

SAMPLE

Reduction Amt: 30%

Monthly Net Income	----- Coupon / EBT Allotments by Household Size ----- Number of Persons in the Household									
	11 Persons	12 Persons	13 Persons	14 Persons	15 Persons	16 Persons	17 Persons	18 Persons	19 Persons	20 Persons
8350.04 - 8353.36								87	231	375
8353.37 - 8356.69								86	230	374
8356.70 - 8360.03								85	229	373
8360.04 - 8363.36								84	228	372
8363.37 - 8366.69								83	227	371
8366.70 - 8370.03								82	226	370
8370.04 - 8373.36								81	225	369
8373.37 - 8376.69								80	224	368
8376.70 - 8380.03								79	223	367
8380.04 - 8383.36								78	222	366
8383.37 - 8386.69								77	221	365
8386.70 - 8390.03								76	220	364
8390.04 - 8393.36								75	219	363
8393.37 - 8396.69								74	218	362
8396.70 - 8400.03								73	217	361
8400.04 - 8403.36								72	216	360
8403.37 - 8406.69								71	215	359
8406.70 - 8410.03								70	214	358
8410.04 - 8413.36								69	213	357
8413.37 - 8416.69								68	212	356
8416.70 - 8420.03								67	211	355
8420.04 - 8423.36								66	210	354
8423.37 - 8426.69								65	209	353
8426.70 - 8430.03								64	208	352
8430.04 - 8433.36								63	207	351
8433.37 - 8436.69								62	206	350
8436.70 - 8440.03								61	205	349
8440.04 - 8443.36								60	204	348
8443.37 - 8446.69								59	203	347
8446.70 - 8450.03								58	202	346
8450.04 - 8453.36								57	201	345
8453.37 - 8456.69								56	200	344
8456.70 - 8460.03								55	199	343
8460.04 - 8463.36								54	198	342

SAMPLE

Reduction Amt: 30%

Monthly Net Income	Coupon / EBT Allotments by Household Size									
	Number of Persons in the Household									
	11 Persons	12 Persons	13 Persons	14 Persons	15 Persons	16 Persons	17 Persons	18 Persons	19 Persons	20 Persons
8463.37 - 8466.69								53	197	341
8466.70 - 8470.03								52	196	340
8470.04 - 8473.36								51	195	339
8473.37 - 8476.69								50	194	338
8476.70 - 8480.03								49	193	337
8480.04 - 8483.36								48	192	336
8483.37 - 8486.69								47	191	335
8486.70 - 8490.03								46	190	334
8490.04 - 8493.36								45	189	333
8493.37 - 8496.69								44	188	332
8496.70 - 8500.03								43	187	331
8500.04 - 8503.36								42	186	330
8503.37 - 8506.69								41	185	329
8506.70 - 8510.03								40	184	328
8510.04 - 8513.36								39	183	327
8513.37 - 8516.69								38	182	326
8516.70 - 8520.03								37	181	325
8520.04 - 8523.36								36	180	324
8523.37 - 8526.69								35	179	323
8526.70 - 8530.03								34	178	322
8530.04 - 8533.36								33	177	321
8533.37 - 8536.69								32	176	320
8536.70 - 8540.03								31	175	319
8540.04 - 8543.36								30	174	318
8543.37 - 8546.69								29	173	317
8546.70 - 8550.03								28	172	316
8550.04 - 8553.36								27	171	315
8553.37 - 8556.69								26	170	314
8556.70 - 8560.03								25	169	313
8560.04 - 8563.36								24	168	312
8563.37 - 8566.69								23	167	311
8566.70 - 8570.03								22	166	310
8570.04 - 8573.36								21	165	309

SAMPLE

Reduction Amt: 30%

Monthly Net Income	Coupon / EBT Allotments by Household Size									
	Number of Persons in the Household									
	11 Persons	12 Persons	13 Persons	14 Persons	15 Persons	16 Persons	17 Persons	18 Persons	19 Persons	20 Persons
8573.37 - 8576.69								20	164	308
8576.70 - 8580.03								19	163	307
8580.04 - 8583.36								18	162	306
8583.37 - 8586.69								17	161	305
8586.70 - 8590.03								16	160	304
8590.04 - 8593.36								15	159	303
8593.37 - 8596.69								14	158	302
8596.70 - 8600.03								13	157	301
8600.04 - 8603.36								12	156	300
8603.37 - 8606.69								11	155	299
8606.70 - 8610.03								10	154	298
8610.04 - 8613.36								9	153	297
8613.37 - 8616.69								8	152	296
8616.70 - 8620.03								7	151	295
8620.04 - 8623.36								6	150	294
8623.37 - 8626.69								6	149	293
8626.70 - 8630.03								4	148	292
8630.04 - 8633.36								4	147	291
8633.37 - 8636.69								2	146	290
8636.70 - 8640.03								2	145	289
8640.04 - 8643.36									144	288
8643.37 - 8646.69									143	287
8646.70 - 8650.03									142	286
8650.04 - 8653.36									141	285
8653.37 - 8656.69									140	284
8656.70 - 8660.03									139	283
8660.04 - 8663.36									138	282
8663.37 - 8666.69									137	281
8666.70 - 8670.03									136	280
8670.04 - 8673.36									135	279
8673.37 - 8676.69									134	278
8676.70 - 8680.03									133	277
8680.04 - 8683.36									132	276
8683.37 - 8686.69									131	275

SAMPLE



Reduction Amt: 30%

Monthly Net Income	----- Coupon / EBT Allotments by Household Size ----- Number of Persons in the Household									
	11 Persons	12 Persons	13 Persons	14 Persons	15 Persons	16 Persons	17 Persons	18 Persons	19 Persons	20 Persons
8686.70 - 8690.03									130	274
8690.04 - 8693.36									129	273
8693.37 - 8696.69									128	272
8696.70 - 8700.03									127	271
8700.04 - 8703.36									126	270
8703.37 - 8706.69									125	269
8706.70 - 8710.03									124	268
8710.04 - 8713.36									123	267
8713.37 - 8716.69									122	266
8716.70 - 8720.03									121	265
8720.04 - 8723.36									120	264
8723.37 - 8726.69									119	263
8726.70 - 8730.03									118	262
8730.04 - 8733.36									117	261
8733.37 - 8736.69									116	260
8736.70 - 8740.03									115	259
8740.04 - 8743.36									114	258
8743.37 - 8746.69									113	257
8746.70 - 8750.03									112	256
8750.04 - 8753.36									111	255
8753.37 - 8756.69									110	254
8756.70 - 8760.03									109	253
8760.04 - 8763.36									108	252
8763.37 - 8766.69									107	251
8766.70 - 8770.03									106	250
8770.04 - 8773.36									105	249
8773.37 - 8776.69									104	248
8776.70 - 8780.03									103	247
8780.04 - 8783.36									102	246
8783.37 - 8786.69									101	245
8786.70 - 8790.03									100	244
8790.04 - 8793.36									99	243
8793.37 - 8796.69									98	242

SAMPLE

Reduction Amt: 30%

Monthly Net Income	----- Coupon / EBT Allotments by Household Size ----- Number of Persons in the Household									
	11 Persons	12 Persons	13 Persons	14 Persons	15 Persons	16 Persons	17 Persons	18 Persons	19 Persons	20 Persons
8796.70 - 8800.03									97	241
8800.04 - 8803.36									96	240
8803.37 - 8806.69									95	239
8806.70 - 8810.03									94	238
8810.04 - 8813.36									93	237
8813.37 - 8816.69									92	236
8816.70 - 8820.03									91	235
8820.04 - 8823.36									90	234
8823.37 - 8826.69									89	233
8826.70 - 8830.03									88	232
8830.04 - 8833.36									87	231
8833.37 - 8836.69									86	230
8836.70 - 8840.03									85	229
8840.04 - 8843.36									84	228
8843.37 - 8846.69									83	227
8846.70 - 8850.03									82	226
8850.04 - 8853.36									81	225
8853.37 - 8856.69									80	224
8856.70 - 8860.03									79	223
8860.04 - 8863.36									78	222
8863.37 - 8866.69									77	221
8866.70 - 8870.03									76	220
8870.04 - 8873.36									75	219
8873.37 - 8876.69									74	218
8876.70 - 8880.03									73	217
8880.04 - 8883.36									72	216
8883.37 - 8886.69									71	215
8886.70 - 8890.03									70	214
8890.04 - 8893.36									69	213
8893.37 - 8896.69									68	212
8896.70 - 8900.03									67	211
8900.04 - 8903.36									66	210
8903.37 - 8906.69									65	209
8906.70 - 8910.03									64	208

SAMPLE

Reduction Amt: 30%

Monthly Net Income	----- Coupon / EBT Allotments by Household Size -----									
	Number of Persons in the Household									
	11 Persons	12 Persons	13 Persons	14 Persons	15 Persons	16 Persons	17 Persons	18 Persons	19 Persons	20 Persons
8910.04 - 8913.36									63	207
8913.37 - 8916.69									62	206
8916.70 - 8920.03									61	205
8920.04 - 8923.36									60	204
8923.37 - 8926.69									59	203
8926.70 - 8930.03									58	202
8930.04 - 8933.36									57	201
8933.37 - 8936.69									56	200
8936.70 - 8940.03									55	199
8940.04 - 8943.36									54	198
8943.37 - 8946.69									53	197
8946.70 - 8950.03									52	196
8950.04 - 8953.36									51	195
8953.37 - 8956.69									50	194
8956.70 - 8960.03									49	193
8960.04 - 8963.36									48	192
8963.37 - 8966.69									47	191
8966.70 - 8970.03									46	190
8970.04 - 8973.36									45	189
8973.37 - 8976.69									44	188
8976.70 - 8980.03									43	187
8980.04 - 8983.36									42	186
8983.37 - 8986.69									41	185
8986.70 - 8990.03									40	184
8990.04 - 8993.36									39	183
8993.37 - 8996.69									38	182
8996.70 - 9000.03									37	181
9000.04 - 9003.36									36	180
9003.37 - 9006.69									35	179
9006.70 - 9010.03									34	178
9010.04 - 9013.36									33	177
9013.37 - 9016.69									32	176
9016.70 - 9020.03									31	175

SAMPLE

Reduction Amt: 30%

Monthly Net Income	----- Coupon / EBT Allotments by Household Size ----- Number of Persons in the Household									
	11 Persons	12 Persons	13 Persons	14 Persons	15 Persons	16 Persons	17 Persons	18 Persons	19 Persons	20 Persons
9020.04 - 9023.36									30	174
9023.37 - 9026.69									29	173
9026.70 - 9030.03									28	172
9030.04 - 9033.36									27	171
9033.37 - 9036.69									26	170
9036.70 - 9040.03									25	169
9040.04 - 9043.36									24	168
9043.37 - 9046.69									23	167
9046.70 - 9050.03									22	166
9050.04 - 9053.36									21	165
9053.37 - 9056.69									20	164
9056.70 - 9060.03									19	163
9060.04 - 9063.36									18	162
9063.37 - 9066.69									17	161
9066.70 - 9070.03									16	160
9070.04 - 9073.36									15	159
9073.37 - 9076.69									14	158
9076.70 - 9080.03									13	157
9080.04 - 9083.36									12	156
9083.37 - 9086.69									11	155
9086.70 - 9090.03									10	154
9090.04 - 9093.36									9	153
9093.37 - 9096.69									8	152
9096.70 - 9100.03									7	151
9100.04 - 9103.36									6	150
9103.37 - 9106.69									6	149
9106.70 - 9110.03									4	148
9110.04 - 9113.36									4	147
9113.37 - 9116.69									2	146
9116.70 - 9120.03									2	145
9120.04 - 9123.36										144
9123.37 - 9126.69										143
9126.70 - 9130.03										142

SAMPLE

Reduction Amt: 30%

Monthly Net Income	----- Coupon / EBT Allotments by Household Size ----- Number of Persons in the Household									
	11 Persons	12 Persons	13 Persons	14 Persons	15 Persons	16 Persons	17 Persons	18 Persons	19 Persons	20 Persons
9130.04 - 9133.36										141
9133.37 - 9136.69										140
9136.70 - 9140.03										139
9140.04 - 9143.36										138
9143.37 - 9146.69										137
9146.70 - 9150.03										136
9150.04 - 9153.36										135
9153.37 - 9156.69										134
9156.70 - 9160.03										133
9160.04 - 9163.36										132
9163.37 - 9166.69										131
9166.70 - 9170.03										130
9170.04 - 9173.36										129
9173.37 - 9176.69										128
9176.70 - 9180.03										127
9180.04 - 9183.36										126
9183.37 - 9186.69										125
9186.70 - 9190.03										124
9190.04 - 9193.36										123
9193.37 - 9196.69										122
9196.70 - 9200.03										121
9200.04 - 9203.36										120
9203.37 - 9206.69										119
9206.70 - 9210.03										118
9210.04 - 9213.36										117
9213.37 - 9216.69										116
9216.70 - 9220.03										115
9220.04 - 9223.36										114
9223.37 - 9226.69										113
9226.70 - 9230.03										112
9230.04 - 9233.36										111
9233.37 - 9236.69										110
9236.70 - 9240.03										109
9240.04 - 9243.36										108

SAMPLE

Reduction Amt: 30%

Monthly Net Income	----- Coupon / EBT Allotments by Household Size -----									
	Number of Persons in the Household									
	11 Persons	12 Persons	13 Persons	14 Persons	15 Persons	16 Persons	17 Persons	18 Persons	19 Persons	20 Persons
9243.37 - 9246.69										107
9246.70 - 9250.03										106
9250.04 - 9253.36										105
9253.37 - 9256.69										104
9256.70 - 9260.03										103
9260.04 - 9263.36										102
9263.37 - 9266.69										101
9266.70 - 9270.03										100
9270.04 - 9273.36										99
9273.37 - 9276.69										98
9276.70 - 9280.03										97
9280.04 - 9283.36										96
9283.37 - 9286.69										95
9286.70 - 9290.03										94
9290.04 - 9293.36										93
9293.37 - 9296.69										92
9296.70 - 9300.03										91
9300.04 - 9303.36										90
9303.37 - 9306.69										89
9306.70 - 9310.03										88
9310.04 - 9313.36										87
9313.37 - 9316.69										86
9316.70 - 9320.03										85
9320.04 - 9323.36										84
9323.37 - 9326.69										83
9326.70 - 9330.03										82
9330.04 - 9333.36										81
9333.37 - 9336.69										80
9336.70 - 9340.03										79
9340.04 - 9343.36										78
9343.37 - 9346.69										77
9346.70 - 9350.03										76
9350.04 - 9353.36										75

SAMPLE

Reduction Amt: 30%

Monthly Net Income	----- Coupon / EBT Allotments by Household Size ----- Number of Persons in the Household									
	11 Persons	12 Persons	13 Persons	14 Persons	15 Persons	16 Persons	17 Persons	18 Persons	19 Persons	20 Persons
9353.37 - 9356.69										74
9356.70 - 9360.03										73
9360.04 - 9363.36										72
9363.37 - 9366.69										71
9366.70 - 9370.03										70
9370.04 - 9373.36										69
9373.37 - 9376.69										68
9376.70 - 9380.03										67
9380.04 - 9383.36										66
9383.37 - 9386.69										65
9386.70 - 9390.03										64
9390.04 - 9393.36										63
9393.37 - 9396.69										62
9396.70 - 9400.03										61
9400.04 - 9403.36										60
9403.37 - 9406.69										59
9406.70 - 9410.03										58
9410.04 - 9413.36										57
9413.37 - 9416.69										56
9416.70 - 9420.03										55
9420.04 - 9423.36										54
9423.37 - 9426.69										53
9426.70 - 9430.03										52
9430.04 - 9433.36										51
9433.37 - 9436.69										50
9436.70 - 9440.03										49
9440.04 - 9443.36										48
9443.37 - 9446.69										47
9446.70 - 9450.03										46
9450.04 - 9453.36										45
9453.37 - 9456.69										44
9456.70 - 9460.03										43
9460.04 - 9463.36										42
9463.37 - 9466.69										41

SAMPLE

Reduction Amt: 30%

Monthly Net Income	Coupon / EBT Allotments by Household Size									
	Number of Persons in the Household									
	11 Persons	12 Persons	13 Persons	14 Persons	15 Persons	16 Persons	17 Persons	18 Persons	19 Persons	20 Persons
9466.70 - 9470.03										40
9470.04 - 9473.36										39
9473.37 - 9476.69										38
9476.70 - 9480.03										37
9480.04 - 9483.36										36
9483.37 - 9486.69										35
9486.70 - 9490.03										34
9490.04 - 9493.36										33
9493.37 - 9496.69										32
9496.70 - 9500.03										31
9500.04 - 9503.36										30
9503.37 - 9506.69										29
9506.70 - 9510.03										28
9510.04 - 9513.36										27
9513.37 - 9516.69										26
9516.70 - 9520.03										25
9520.04 - 9523.36										24
9523.37 - 9526.69										23
9526.70 - 9530.03										22
9530.04 - 9533.36										21
9533.37 - 9536.69										20
9536.70 - 9540.03										19
9540.04 - 9543.36										18
9543.37 - 9546.69										17
9546.70 - 9550.03										16
9550.04 - 9553.36										15
9553.37 - 9556.69										14
9556.70 - 9560.03										13
9560.04 - 9563.36										12
9563.37 - 9566.69										11
9566.70 - 9570.03										10
9570.04 - 9573.36										9
9573.37 - 9576.69										8

SAMPLE



Reduction Amt: 30%

Monthly Net Income	----- Coupon / EBT Allotments by Household Size ----- Number of Persons in the Household									
	11 Persons	12 Persons	13 Persons	14 Persons	15 Persons	16 Persons	17 Persons	18 Persons	19 Persons	20 Persons
9576.70 - 9580.03										7
9580.04 - 9583.36										6
9583.37 - 9586.69										6
9586.70 - 9590.03										4
9590.04 - 9593.36										4
9593.37 - 9596.69										2
9596.70 - 9600.03										2
9600.04 - 9603.36										
9603.37 - 9606.69										
9606.70 - 9610.03										
9610.04 - 9613.36										
9613.37 - 9616.69										
9616.70 - 9620.03										
9620.04 - 9623.36										
9623.37 - 9626.69										
9626.70 - 9630.03										
9630.04 - 9633.36										
9633.37 - 9636.69										
9636.70 - 9640.03										
9640.04 - 9643.36										
9643.37 - 9646.69										
9646.70 - 9650.03										
9650.04 - 9653.36										
9653.37 - 9656.69										
9656.70 - 9660.03										
9660.04 - 9663.36										
9663.37 - 9666.69										
9666.70 - 9670.03										
9670.04 - 9673.36										
9673.37 - 9676.69										
9676.70 - 9680.03										
9680.04 - 9683.36										
9683.37 - 9686.69										
9686.70 - 9690.03										

SAMPLE

Reduction Amt: 30%

Monthly Net Income	----- Coupon / EBT Allotments by Household Size ----- Number of Persons in the Household									
	11 Persons	12 Persons	13 Persons	14 Persons	15 Persons	16 Persons	17 Persons	18 Persons	19 Persons	20 Persons

9690.04 - 9693.36  
 9693.37 - 9696.69  
 9696.70 - 9700.03  
 9700.04 - 9703.36  
 9703.37 - 9706.69  
 9706.70 - 9710.03  
  
 9710.04 - 9713.36  
 9713.37 - 9716.69  
 9716.70 - 9720.03  
 9720.04 - 9723.36  
 9723.37 - 9726.69  
 9726.70 - 9730.03  
  
 9730.04 - 9733.36  
 9733.37 - 9736.69  
 9736.70 - 9740.03  
 9740.04 - 9743.36  
 9743.37 - 9746.69  
 9746.70 - 9750.03  
  
 9750.04 - 9753.36  
 9753.37 - 9756.69  
 9756.70 - 9760.03  
 9760.04 - 9763.36  
 9763.37 - 9766.69  
 9766.70 - 9770.03  
  
 9770.04 - 9773.36  
 9773.37 - 9776.69  
 9776.70 - 9780.03  
 9780.04 - 9783.36  
 9783.37 - 9786.69  
 9786.70 - 9790.03  
  
 9790.04 - 9793.36  
 9793.37 - 9796.69  
 9796.70 - 9800.03

SAMPLE

Reduction Amt: 30%

Monthly Net Income	----- Coupon / EBT Allotments by Household Size ----- Number of Persons in the Household									
	11 Persons	12 Persons	13 Persons	14 Persons	15 Persons	16 Persons	17 Persons	18 Persons	19 Persons	20 Persons
9800.04 - 9803.36										
9803.37 - 9806.69										
9806.70 - 9810.03										
9810.04 - 9813.36										
9813.37 - 9816.69										
9816.70 - 9820.03										
9820.04 - 9823.36										
9823.37 - 9826.69										
9826.70 - 9830.03										
9830.04 - 9833.36										
9833.37 - 9836.69										
9836.70 - 9840.03										
9840.04 - 9843.36										
9843.37 - 9846.69										
9846.70 - 9850.03										
9850.04 - 9853.36										
9853.37 - 9856.69										
9856.70 - 9860.03										
9860.04 - 9863.36										
9863.37 - 9866.69										
9866.70 - 9870.03										
9870.04 - 9873.36										
9873.37 - 9876.69										
9876.70 - 9880.03										
9880.04 - 9883.36										
9883.37 - 9886.69										
9886.70 - 9890.03										
9890.04 - 9893.36										
9893.37 - 9896.69										
9896.70 - 9900.03										
9900.04 - 9903.36										
9903.37 - 9906.69										
9906.70 - 9910.03										

SAMPLE

Reduction Amt: 30%

Monthly Net Income	----- Coupon / EBT Allotments by Household Size ----- Number of Persons in the Household									
	11 Persons	12 Persons	13 Persons	14 Persons	15 Persons	16 Persons	17 Persons	18 Persons	19 Persons	20 Persons
9910.04 - 9913.36										
9913.37 - 9916.69										
9916.70 - 9920.03										
9920.04 - 9923.36										
9923.37 - 9926.69										
9926.70 - 9930.03										
9930.04 - 9933.36										
9933.37 - 9936.69										
9936.70 - 9940.03										
9940.04 - 9943.36										
9943.37 - 9946.69										
9946.70 - 9950.03										
9950.04 - 9953.36										
9953.37 - 9956.69										
9956.70 - 9960.03										
9960.04 - 9963.36										
9963.37 - 9966.69										
9966.70 - 9970.03										
9970.04 - 9973.36										
9973.37 - 9976.69										
9976.70 - 9980.03										
9980.04 - 9983.36										
9983.37 - 9986.69										
9986.70 - 9990.03										
9990.04 - 9993.36										
9993.37 - 9996.69										
9996.70 - 10000.03										
10000.04 - 10003.36										
10003.37 - 10006.69										

SAMPLE



## Supplemental Nutrition Assistance Program (SNAP) Income Guidelines

SNAP benefits help you pay for food. You can use them at grocery stores, supermarkets, and farmer's markets.

Anyone can apply for SNAP benefits. You may be eligible even if you have a job, receive SSI or disability benefits, own a home, or own a car.

If you are eligible, you will receive SNAP benefits within 30 days. Certain households with little income or savings, or with high housing costs, can receive SNAP benefits within five days.

Family Size		1	2	3	4	5	6	7	8	Each Additional Member
<b>Maximum Gross Monthly Income</b>	Households <b>without</b> earned income	\$1,307	\$1,760	\$2,213	\$2,665	\$3,118	\$3,571	\$4,024	\$4,477	+ \$453
	Households <b>with</b> earned income	\$1,508	\$2,030	\$2,553	\$3,075	\$3,598	\$4,120	\$4,643	\$5,165	+ \$523

The Maximum Gross Monthly Income limits that are shown in the table above are effective October 1, 2017.

Different income limits are used for SNAP households that:

- Have a person with a disability or 60 years of age or older; or
- Pay dependent care expenses

If everyone in your household receives SSI, TANF, or SNA, you do not need to meet any income limit.

**To file a SNAP application, you may:**

- go online to [www.nyc.gov/accesshra](http://www.nyc.gov/accesshra);
- mail it to **Division of SNAP Services, Mail Application & Referral Unit (MARU), P.O. Box 29197, Brooklyn, NY 11201**;
- fax it to **(917) 639-1111**;
- go to a participating community based organization [call **311** to find a location or visit [www.foodhelp.nyc](http://www.foodhelp.nyc)]; or
- go to any SNAP Center during the listed hours of operation [see the back of this form]

Your SNAP application is considered filed if it has at least your name, address (if you have one), and a signature.

A filed application is not enough!

You will still have to be interviewed to see if you can get SNAP.

You will be asked to give us documents to verify the information on your application. Please review the SNAP Documentation Guide (**W-129G**) that you got with this form. It lists some of the common documents that you can use to verify certain eligibility factors. These documents are needed to make a decision on your SNAP application. Here are some tips:

- If you want to save time, send images of your documents using the ACCESS HRA mobile app, available for free in the app stores for Apple and Android devices.
- If you mail your application, send copies of the documents. **Do not send original documents!**
- If you submit your application in person, bring all of the documents with you when you apply.

**Do you have a medical or mental health condition or disability?** Does this condition make it hard for you to understand this notice or to do what this notice is asking? Does this condition make it hard for you to get other services at HRA? **We can help you.** Call us at 212-331-4640. You can also ask for help when you visit an HRA office. You have a right to ask for this kind of help under the law.

<b>New York City SNAP Centers</b>				<b>Extended Hours Centers</b>
The following SNAP Centers are open from 8:30 AM to 5:00 PM, Monday through Friday (except legal holidays)				The following SNAP Centers are open from 8:30 AM to 6:00 PM, Monday through Friday and 9:00 AM to 5:00 PM on Saturday (except legal holidays)
<b>Manhattan</b>	East End – S02 2322 3 <sup>rd</sup> Avenue 3 <sup>rd</sup> Floor New York, NY 10035	Washington Heights – S13 4055 10 <sup>th</sup> Avenue Lower Level New York, NY 10034	St. Nicholas – S14 132 West 125 <sup>th</sup> Street 3 <sup>rd</sup> Floor New York, NY 10027	Waverly – S19 12 West 14 <sup>th</sup> Street 4 <sup>th</sup> Floor New York, NY 10011
<b>Brooklyn</b>	Williamsburg – S21 30 Thornton Street 4 <sup>th</sup> Floor Brooklyn, NY 11206	Coney Island – S22 2865 West 8 <sup>th</sup> Street 1 <sup>st</sup> Floor Brooklyn, NY 11224		Fort Greene – S20 275 Bergen Street 1 <sup>st</sup> Floor Brooklyn, NY 11217
	North Brooklyn – S26 500 Dekalb Avenue 4 <sup>th</sup> Floor Brooklyn, NY 11205	East New York – S28 404 Pine Street 1 <sup>st</sup> Floor Brooklyn, NY 11208		
<b>Bronx</b>	Hunts Point – S40 845 Barretto Street 1 <sup>st</sup> Floor Bronx, NY 10474	Crotona – S46 1910 Monterey Avenue 5 <sup>th</sup> Floor Bronx, NY 10457		Concourse – S45 1375 Jerome Avenue 2 <sup>nd</sup> Floor Bronx, NY 10452
<b>Queens</b>	Queens – S53 32-20 Northern Boulevard – 2 <sup>nd</sup> Floor (Entrance on One Honeywell Street) Long Island City, NY 11101	Rockaway – S79 219 Beach 59 <sup>th</sup> Street 1 <sup>st</sup> Floor Far Rockaway, NY 11692		Jamaica – S54 165-08 88 <sup>th</sup> Avenue 3 <sup>rd</sup> Floor Jamaica, NY 11432
<b>Staten Island</b>				Richmond – S99 201 Bay Street 2 <sup>nd</sup> Floor Staten Island, NY 10301

## Pautas de Ingreso del Programa de Asistencia de Nutrición Suplementaria (SNAP)

Los beneficios de SNAP le ayudan a pagar la comida. Usted puede usarlos en bodegas, supermercados, y mercados de productores.

Cualquier persona puede solicitar beneficios de SNAP. Usted puede reunir los requisitos aun si está empleado(a), recibe SSI o beneficios para discapacitados, o es dueño(a) de casa o de automóvil.

Si reúne los requisitos, usted recibirá los beneficios de SNAP dentro de 30 días. Ciertos hogares que dispongan de pocos ingresos o ahorros, o que incurran en gastos elevados de vivienda, pueden recibir beneficios de SNAP dentro de cinco días.

Número de Integrantes del Hogar		1	2	3	4	5	6	7	8	Cada Miembro Adicional
<b>Ingreso Bruto Mensual Máximo</b>	Hogares <b>sin</b> ingreso salarial	\$1,307	\$1,760	\$2,213	\$2,665	\$3,118	\$3,571	\$4,024	\$4,477	+ \$453
	Hogares <b>con</b> ingreso salarial	\$1,508	\$2,030	\$2,553	\$3,075	\$3,598	\$4,120	\$4,643	\$5,165	+ \$523

Los límites de ingreso bruto mensual máximo indicados en la tabla de arriba entran en vigor el 1º de octubre de 2017.

Se usan límites distintos de ingresos para los hogares de SNAP que:

- cuenten con una persona discapacitada o persona de 60 años de edad o mayor; o
- costeen gastos de cuidado de dependientes

Si todas las personas de su hogar reciben SSI, TANF, o SNA, usted no tiene que cumplir ningún límite de ingreso.

**Para presentar solicitud de SNAP**, usted puede:

- visitar [www.nyc.gov/accesshra](http://www.nyc.gov/accesshra);
- enviarla por correo a **Division of SNAP Services, Mail Application & Referral Unit (MARU), P.O. Box 29197, Brooklyn, NY 11201**;
- faxearla al **(917) 639-1111**;
- presentarse a una organización comunitaria participatoria [llame al **311** para ubicar un local o visite [www.foodhelp.nyc](http://www.foodhelp.nyc)]; o
- presentarse a cualquier Centro de SNAP durante las horas laborables indicadas [vea el dorso de este formulario]

Su solicitud de SNAP se considera presentada si contiene por lo menos su nombre, dirección (de haberla), y una firma.

¡No es suficiente presentar solicitud! Usted aún tendrá que llevar a cabo una entrevista para averiguar si puede recibir SNAP.

Se le pedirá presentarnos documentos para comprobar la información de su solicitud. Por favor revise la Guía de Documentación de SNAP (**W-129G [S]**) que usted ha recibido con este formulario. En dicho formulario figuran algunos de los documentos comunes, mediante los cuales usted puede verificar ciertos factores de elegibilidad. Estos documentos son necesarios para tomar una decisión respecto a su solicitud de SNAP. A continuación vea tres consejos útiles:

- Si desea ahorrar tiempo, envíe imágenes de sus documentos mediante la aplicación móvil ACCESS HRA, disponible gratuitamente en la tienda de aplicaciones de los dispositivos de Apple y Android.
- Si envía su solicitud por correo postal, envíe sólo copias de documentos. **¡No envíe los documentos originales!**
- Si presenta solicitud en persona, traiga consigo todos los documentos.

¿Padece usted una discapacidad o afección médica que le dificulte entender este aviso o llevar a cabo lo solicitado? ¿Esta afección le dificulta obtener otros servicios de la HRA? Llámenos al **212-331-4640** y nosotros le prestaremos ayuda. Usted también puede solicitar ayuda al visitar una oficina de la HRA. Conforme a la ley, usted tiene el derecho de solicitar este tipo de ayuda.

<b>Los Centros de SNAP de la Ciudad de Nueva York</b>				<b>Los Centros con Horas Extendidas</b>
Los siguientes centros de SNAP están abiertos de las 8:30 AM a 5:00 PM, lunes a viernes (excepto los días feriados legales)				Los siguientes centros de SNAP están abiertos de 8:30 AM a 6:00 PM, lunes a viernes y 9:00 AM a 5:00 PM los sábados (excepto los días feriados legales)
<b>Manhattan</b>	East End – S02 2322 3 <sup>rd</sup> Avenue 3 <sup>o</sup> piso New York, NY 10035	Washington Heights – S13 4055 10 <sup>th</sup> Avenue planta baja New York, NY 10034	St. Nicholas – S14 132 West 125 <sup>th</sup> Street 3 <sup>o</sup> piso New York, NY 10027	Waverly – S19 12 West 14 <sup>th</sup> Street 4 <sup>o</sup> piso New York, NY 10011
<b>Brooklyn</b>	Williamsburg – S21 30 Thornton Street 4 <sup>o</sup> piso Brooklyn, NY 11206	Coney Island – S22 2865 West 8 <sup>th</sup> Street 1 <sup>o</sup> piso Brooklyn, NY 11224	Fort Greene – S20 275 Bergen Street 1 <sup>o</sup> piso Brooklyn, NY 11217	
	North Brooklyn – S26 500 Dekalb Avenue 4 <sup>o</sup> piso Brooklyn, NY 11205	East New York – S28 404 Pine Street 1 <sup>o</sup> piso Brooklyn, NY 11208		
<b>Bronx</b>	Hunts Point – S40 845 Barretto Street 1 <sup>o</sup> piso Bronx, NY 10474	Crotona – S46 1910 Monterey Avenue 5 <sup>o</sup> piso Bronx, NY 10457	Concourse – S45 1375 Jerome Avenue 2 <sup>o</sup> piso Bronx, NY 10452	
<b>Queens</b>	Queens – S53 32-20 Northern Boulevard – 2 <sup>o</sup> piso (Entrada en One Honeywell Street) Long Island City, NY 11101	Rockaway – S79 219 Beach 59 <sup>th</sup> Street 1 <sup>o</sup> piso Far Rockaway, NY 11692	Jamaica – S54 165-08 88 <sup>th</sup> Avenue 3 <sup>o</sup> piso Jamaica, NY 11432	
<b>Staten Island</b>				Richmond – S99 201 Bay Street 2 <sup>o</sup> piso Staten Island, NY 10301





**Recoupment Worksheet to Determine Undue Hardship**  
(Round down all money figures to the nearest 50¢)  
Effective October 1, 2017

<b>Case Number:</b>		<b>Category:</b>	
<b>Case Name Suffix:</b>		<b>Center Number:</b>	
		<b>Total to be shared</b>	<b>Other People in Household</b>
<b>A. Semimonthly Income</b>		<b>Suffix to be Recouped</b>	
1. CA Household Needs			
2. SNAP Benefits (1/2 of Monthly SNAP Benefit)			
3. Exempt Income (Employment Incentive, child support bonus payments, etc.)			
4. Total Income (Lines 1, 2 + 3)			
<b>B. Semimonthly Expenses</b>			
5. Food Needs Based on USDA – Thrifty Food Plan: 1 Person = \$96.00           5 Persons = \$380.00 2 Persons = \$176.00       6 Persons = \$456.50 3 Persons = \$252.00       7 Persons = \$504.50 4 Persons = \$320.00       8 Persons = \$576.50 \$72.00 for each additional person			
6. Semimonthly Actual Rent			
7. Semimonthly Utilities (Averaged over last three months)			
8. Semimonthly Clothing for Children on Suffix being Recouped (\$12.50 x _____ Children)			
9. Semimonthly Verified Medical Expenses of Persons on Suffix Being Recouped			
10. Total Expenses (Lines 5, 6, 7, 8, 9)			
<b>C. Maximum Available for Recoupment</b>			
11. Total Income Minus Total Expenses (Line 4 minus Line 10)			
12. Minimum Recoupment (5% of Line 1)			
13. Maximum Available for Recoupment (Larger of Line 11 or 12)			
<b>D. Maximum Allowable Recoupment</b>			
14. Semimonthly Household Needs of Suffix Being Recouped (From Line 1)			
15. Maximum Recoupment (10% of Line 14)			
16. Semimonthly Amount to be Recouped (Smaller of Line 13 or 15)			
17. Recoupment Percentage (Line 16 divided by Line 14)			

SAMPLE

Signature and Title of Staff Member Completing Worksheet

Date

## Instructions

(Round down all money figures to the nearest 50¢)

- Line 1:** Enter semimonthly household needs. Include rent payments issued as two-party checks or paid directly to the landlord.
- Line 2:** Enter semimonthly SNAP Benefit. For composite or mixed household cases, enter the household's semimonthly SNAP Benefit in the first column; prorate this amount for the case to be recouped and enter the prorated amount in the second column.
- Line 3:** Enter all semimonthly exempt income such as the \$45.00 work disregard, earned income disregard, and child support bonus payments.
- Line 4:** Total of **lines 1, 2 and 3**.
- Line 5:** Enter the food needs for the participant's family based on the USDA Thrifty Food Plan.
- Line 6:** Enter the semimonthly rent amount paid by the participant's or the department to the landlord. Do not include any portion of the rent paid by friends or relatives to the landlord. For composite cases, enter the household's semimonthly rent (actually charged) in the first column; prorate this amount for the case to be recouped and enter the prorated amount in the second column.
- Line 7:** Enter the average utility expense (if any) from heat and electric bills submitted for the last three months. For composite cases, enter the semimonthly amount paid by the household in the first column; prorate this amount for the case to be recouped and enter the prorated amount in the second column.
- Line 8:** Multiply the number of children in the household by \$12.50 and enter the total.
- Line 9:** Enter the average semimonthly medical expense not covered by Medicaid (must be verified).
- Line 10:** Total of **lines 5, 6, 7, 8 and 9**.
- Line 11:** Subtract the amount on line 10 (Total Expense) from the amount on line 4 (Total Income) and enter the difference.
- Line 12:** Enter 5% of the amount on **line 1**.
- Line 13:** Enter the amount on **line 11** or **12**, whichever is larger.
- Line 14:** Enter the semimonthly household needs.
- Line 15:** Enter 10% of the amount on **line 14**.
- Line 16:** Enter the amount on **line 13** or **15**, whichever is smaller.
- Line 17:** Divide the amount on **line 16** by the amount on **line 14** to obtain the maximum allowable percentage of recoupment. Round down the percentage to the nearest whole percentage. For example, 6.7% would be rounded down to 6%.



## Hoja de Cálculo de Recuperación para Determinar Privación Excesiva

(Redondee todas las cantidades de moneda a los más cercanos 50¢ inferiores)

A partir del 1º de octubre, 2017

Número del Caso:	Categoría:		
Sufijo del Nombre del Caso:	Núm. de Centro:		
<b>A. Ingreso Quincenal</b>	<b>Suma que se compartirá</b>	<b>Sufijo que se Recuperará</b>	<b>Otras Personas en el Hogar</b>
1. Necesidades del hogar de CA			
2. Beneficios de SNAP (1/2 del Beneficio Mensual de SNAP)			
3. Ingreso Exento (Incentivo de Empleo, pagos extra para manutención de niños, etc.)			
4. Suma de Ingresos (Línea 1, 2 + 3)			
<b>B. Gastos Quincenales</b>			
5. Necesidades Alimentarias Basadas en el Plan Económico de Comidas (Thrifty Food Plan) del USDA 1 Persona = \$96.00           5 Personas = \$380.00 2 Personas = \$176.00       6 Personas = \$456.50 3 Personas = \$252.00       7 Personas = \$504.50 4 Personas = \$320.00       8 Personas = \$576.50 \$72.00 para cada persona adicional			
6. Cantidad Real de Alquiler Quincenal			
7. Servicios Públicos Quincenales (Promedio de los últimos tres meses)			
8. Recuperación de Ropa Quincenal para Niños en el Sufijo (\$12.50 x _____ Niños)			
9. Recuperación de Gastos Médicos Quincenales Verificados de las Personas en el Sufijo			
10. Suma de los Gastos (Líneas 5, 6, 7, 8, 9)			
<b>C. Máximo Disponible para la Recuperación</b>			
11. Suma de Ingreso Menos Suma de los Gastos (Línea 4 menos Línea 10)			
12. Recuperación Mínima (5% de la Línea 1)			
13. Cantidad Máxima Disponible para Recuperación (La Superior de la Línea 11 o 12)			
<b>D. Recuperación Máxima Permisible</b>			
14. Recuperación de Necesidades Quincenales de la Familia del Sufijo (De la Línea 1)			
15. Máxima Cantidad de Recuperación (el 10% de la Línea 14)			
16. Cantidad Quincenal a recuperarse (La inferior de la Línea 13 o 15)			
17. Porcentaje de la Recuperación (Cantidad de Línea 16 dividida por la cantidad en Línea 14)			

Firma/Título del Miembro del Personal que ha Llenado este Formulario

Fecha

## Instrucciones

(Redondee todas las cantidades a los más cercanos 50c inferiores)

- Línea 1:** Anote la cantidad de las necesidades quincenales del hogar. Incluya los pagos de alquiler efectuados como cheques de dos partes o pagos directos al casero.
- Línea 2:** Anote los Beneficios quincenales de SNAP. En casos de hogares compuestos o mixtos, anote el Beneficio quincenal de SNAP del hogar en la primera columna; proratee esta cantidad respecto al caso a ser recuperado y anote la cifra prorrateada en la segunda columna.
- Línea 3:** Anote todo ingreso quincenal exento, tal como la omisión de trabajo de \$45.00, la desestimación del ingreso salarial, y los pagos extra de manutención de niños.
- Línea 4:** Suma de las **líneas 1, 2 y 3**.
- Línea 5:** Anote la cantidad de las necesidades alimenticias de la familia del participante conforme al Plan Económico de Comidas de la USDA.
- Línea 6:** Anote la cantidad de alquiler quincenal pagado por el participante o el departamento al casero. No incluya ninguna parte de su alquiler pagada al casero por los amigos o parientes suyos. En casos compuestos, anote el alquiler quincenal del hogar (lo que realmente se cobra) en la primera columna; proratee la recuperación de esta cantidad respecto al caso, y anote la cifra prorrateada en la segunda columna.
- Línea 7:** Anote la cantidad promedio del gasto (de haberlo) de servicios públicos basándose en las facturas presentadas de electricidad y calefacción de los últimos tres meses. En casos compuestos, anote la cantidad quincenal pagada por el hogar en la primera columna; proratee la cantidad para que se recupere el caso y anote la cantidad prorrateada en la segunda columna.
- Línea 8:** Multiplique el número de niños en el hogar por \$12.50 y anote la suma.
- Línea 9:** Anote la cantidad promedio de la suma de los gastos médicos quincenales que no estén cubiertos por Medicaid (a verificarse).
- Línea 10:** Suma de las **líneas 5, 6, 7, 8 y 9**.
- Línea 11:** Reste la cantidad de la **línea 10** (Suma de Gastos) de la cantidad de la **línea 4** (Suma de Ingresos) y anote la diferencia.
- Línea 12:** Anote el 5% de la cantidad de la **línea 11**.
- Línea 13:** Anote la superior de las cantidades de las **líneas 11 y 12**.
- Línea 14:** Anote las necesidades quincenales del hogar.
- Línea 15:** Anote el 10% de la cantidad de la **línea 14**.
- Línea 16:** Anote la inferior de las cantidades de las **líneas 13 o 15**.
- Línea 17:** Divida la cantidad de la **línea 16** por la de la **línea 14** para obtener el máximo del porcentaje permisible de recuperación. Redondee al porcentaje entero inferior más cercano. Por ejemplo, 6.7% se redondearía inferior al 6%.

# Guide to Supplemental Nutrition Assistance Program (SNAP) Budgeting

(Effective October 1, 2017)



## 130% GROSS INCOME LIMITS (effective 10/01/17)

Households that do not contain an elderly (60 years of age or older) or disabled individual and do not incur out-of-pocket dependent care expenses and do not have earned income are subject to the 130% gross income test.

Household Size	1	2	3	4	5	6	7	8	Each Additional Member
Monthly Household Income	\$1,307	\$1,760	\$2,213	\$2,665	\$3,118	\$3,571	\$4,024	\$4,477	+ \$453

## 165% GROSS INCOME LIMITS (effective 10/01/17)

An elderly individual (and his/her spouse) who is living with others and who is unable to purchase and prepare meals because he/she suffers from a permanent disability may be a separate food unit if the income of the others with whom the individual resides (excluding the income of the elderly individual and his/her spouse) does not exceed the 165% gross income limit for the household size of the others.

Household Size	1	2	3	4	5	6	7	8	Each Additional Member
Monthly Household Income	\$1,659	\$2,233	\$2,808	\$3,383	\$3,958	\$4,532	\$5,107	\$5,682	+ \$575

## 200% GROSS INCOME LIMITS (effective 10/01/17)

Households that contain an elderly or disabled individual or that incur out-of-pocket dependent care expenses that pass the 200% gross income test are categorically eligible to participate in SNAP as long as the household does not contain a SNAP-sanctioned or an Intentional Program Violation (IPV) member.

Household Size	1	2	3	4	5	6	7	8	Each Additional Member
Monthly Household Income	\$2,010	\$2,707	\$3,403	\$4,100	\$4,797	\$5,493	\$6,190	\$6,887	+ \$697

## 150% GROSS INCOME LIMITS (effective 10/01/17)

Households that have earned income that do not contain an elderly or disabled individual and do not incur out-of-pocket dependent care expenses that pass the 150% gross income test are categorically eligible to participate in SNAP as long as the household does not contain a SNAP sanctioned or an IPV member.

Household Size	1	2	3	4	5	6	7	8	Each Additional Member
Monthly Household Income	\$1,508	\$2,030	\$2,553	\$3,075	\$3,598	\$4,120	\$4,643	\$5,165	+ \$523

## 100% NET INCOME LIMITS (effective 10/01/17)

Households that are not categorically eligible to receive SNAP benefits are subject to the 100% net income test.

Household Size	1	2	3	4	5	6	7	8	Each Additional Member
Monthly Household Income	\$1,005	\$1,354	\$1,702	\$2,050	\$2,399	\$2,747	\$3,095	\$3,444	+ \$349

## STANDARD DEDUCTION AMOUNTS (effective 10/01/17)

Household Size	1	2	3	4	5	6+
Standard Deduction	\$160	\$160	\$160	\$170	\$199	\$228

## SHELTER DEDUCTIONS/EXCLUSIONS:

- The maximum excess shelter deduction is **\$535** (effective 10/01/17).
- The homeless shelter deduction is **\$143** (effective 10/01/95).
- The boarder/lodger exclusion is **\$192** for one person and **\$352** for two people (effective 10/01/17).

## STANDARD UTILITY ALLOWANCE (SUA) LEVELS (effective 10/01/17)

SUA Level 1 = \$791	SUA Level 2 = \$313	SUA Level 3 = \$30
---------------------	---------------------	--------------------

For information on the SUA Levels, see the SUA Levels Desk Guide (W-205HH).

## THRIFTY FOOD PLAN (TFP) (effective 10/01/17)

The maximum SNAP benefit allotment per household size is as follows:

Household Size	1	2	3	4	5	6	7	8	Each Additional Member
Maximum SNAP Allotment	\$192	\$352	\$504	\$640	\$760	\$913	\$1,009	\$1,153	+ \$144

The minimum monthly SNAP benefit allotment for eligible one- and two-person households is **\$15** (effective 10/01/17).

## NEW YORK STATE NUTRITION IMPROVEMENT PROJECT (NYSNIP) BENEFIT AMOUNTS (effective 10/01/17)

SHELTER TYPE CODE	SSI ONLY	SSI AND OTHER INCOME
<b>Shelter Type Code 94</b> Shelter amount greater than \$247 per month and eligible for full SUA.	\$192	\$192
<b>Shelter Type Code 95</b> Shelter amount of \$247 or less per month and eligible for full SUA.	\$192	\$192
<b>Shelter Type Code 96</b> Shelter amount greater than \$247 per month and eligible for full SUA with \$21 HEAP.	\$192	\$192
<b>Shelter Type Code 96</b> Shelter amount greater than \$247 per month and no SUA.	\$24	\$15
<b>Shelter Type Code 97</b> Shelter amount of \$247 or less per month and eligible for full SUA with \$21 HEAP.	\$192	\$192
<b>Shelter Type Code 97</b> Shelter amount of \$247 or less per month and no SUA.	\$15	\$15
<b>Shelter Type Code 98</b> Shelter amount and SUA eligibility unknown.	\$15	\$15