



# FAMILY INDEPENDENCE ADMINISTRATION

Seth W. Diamond, Executive Deputy Commissioner





James K. Whelan, Deputy Commissioner  
Policy, Procedures, and Training

Lisa C. Fitzpatrick, Assistant Deputy Commissioner  
Office of Procedures

## POLICY BULLETIN #09-67-OPE

### REVISION TO THE NCA FS APPLICATION/RECERTIFICATION KIT FORMS

<b>Date:</b> June 18, 2009	<b>Subtopic(s):</b> Forms				
<p>  This procedure can now be accessed on the FIAweb.         </p> <p>  Please use Print on Demand to obtain copies of forms.         </p>	<p>           The purpose of this policy bulletin is to inform Non Cash Assistance Food Stamp (NCA FS) Center staff that the NCA FS Application/Recertification Kit Forms (<b>M-90e</b>) has been revised to include the New York State (NYS) How To Use Your Benefit Card To Get Food Stamp and/or Cash Benefits (<b>PUB-4596</b>).         </p> <p>           NCA FS Center Managers must ensure that all previous versions of form <b>M-90e</b> are removed from circulation and recycled.         </p> <p>           Samples of the forms are attached.         </p> <p> <i>Effective Immediately</i> </p> <p> <b>Reference:</b> 09-INF-09         </p> <p> <b>Related Items:</b> PB #09-63-OPE         </p> <p> <b>Attachments:</b> </p> <table border="0" data-bbox="477 1528 1382 1675"> <tr> <td style="vertical-align: top;"><b>M-90e</b></td> <td>NCA FS Application/Recertification Kit Forms (Rev. 6/18/09)</td> </tr> <tr> <td style="vertical-align: top;"><b>PUB-4596</b></td> <td>How To Use Your Benefit Card To Get Food Stamp and/or Cash Benefits (Rev. 10/08)</td> </tr> </table>	<b>M-90e</b>	NCA FS Application/Recertification Kit Forms (Rev. 6/18/09)	<b>PUB-4596</b>	How To Use Your Benefit Card To Get Food Stamp and/or Cash Benefits (Rev. 10/08)
<b>M-90e</b>	NCA FS Application/Recertification Kit Forms (Rev. 6/18/09)				
<b>PUB-4596</b>	How To Use Your Benefit Card To Get Food Stamp and/or Cash Benefits (Rev. 10/08)				

HAVE QUESTIONS ABOUT THIS PROCEDURE?  
Call 718-557-1313 then press 3 at the prompt followed by 1 or  
send an e-mail to *FIA Call Center*

## NCA FS Application/Recertification Kit Forms

Forms included in the NCA FS Application/Recertification Kit:


Item	Title	Form Number	Agency
1	New York State What You Should Know About Your Rights And Responsibilities	<a href="#">LDSS-4148A*</a>	State
2	New York State What You Should Know About Social Services Programs	<a href="#">LDSS-4148B*</a>	State
3	New York State What You Should Know If You Have An Emergency	<a href="#">LDSS-4148C*</a>	State
4	Domestic Violence Palm Card	<a href="#">LDSS-4583A**</a>	State
5	Food Stamp Benefits Application/Recertification	<a href="#">LDSS-4826*</a>	State
6	How To Complete The Food Stamp Benefits Application/Recertification	<a href="#">LDSS-4826A*</a>	State
7	How To Use Your Benefit Card To Get Your Food Stamp and/or Cash Benefits	<a href="#">PUB-4596*</a>	State
8	Helping Hands For People In Need	<a href="#">PUB-4916*</a>	State
9	Child/Teen Health Program (C/THP) Fact Sheet	<a href="#">MAP-1096*</a>	MAP
10	Notice to All Non Cash Assistance FS Applicants at POS Centers	<a href="#">EXP-75AA***</a>	FIA
11	Food Stamp Documentation Guide	<a href="#">W-129G*</a>	FIA
12	Interpretation Services Notice for the Application/Recertification Kits (Insert)	<a href="#">W-515W***</a>	FIA
13	Finger Imaging Notice	<a href="#">W-519*</a>	FIA
14	Language Questionnaire	<a href="#">W-680FF*</a>	FIA
15	Are You Disabled?	<a href="#">BRC-681A*</a>	FIA

\*Available in multiple languages.

\*\*Available in English and Spanish only.

\*\*\*Multiple languages are contained on one form.

NCA FS Center staff must include the appropriate foreign language version of the forms in the foreign language version of the NCA FS Application/Recertification Kit.



SAMPLE

**E**lectronic **B**enefits  
**T**ransfer (**EBT**)

*How To Use Your Benefit  
Card To Get Food Stamp  
and/or Cash Benefits*

---

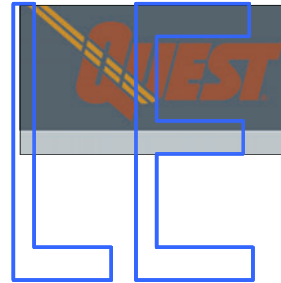
## YOUR BENEFIT CARD

- Keep your card in your card sleeve and in a safe place when you are not using it.
- Sign the back of your card.
- Do not write on or scratch the black stripe on the back of your card.
- Do not put your card near magnets. If your card is damaged or bent, it will need to be replaced by your local assistance center.
- If your card is lost, stolen or damaged, you must first call EBT Customer Service at **1-888-328-6399**.
- The Quest® mark is displayed on the back of your card.

## YOUR PIN

PIN stands for Personal Identification Number.

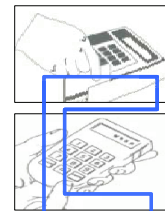
- Your PIN is your electronic signature.
- It contains four (4) numbers.
- Your benefit card will not work without your PIN.
- If you forget your PIN or want to change your PIN at any time, call **1-888-328-6399**. This is done with one phone call, and you will be asked to provide certain information for security purposes.
- If you enter your PIN incorrectly four times in a row, your account will be locked out until the next day even if you select a new PIN.
- **KEEP YOUR PIN A SECRET!**
- **Never write your PIN on your card.**
- Never let anyone, even a store cashier, see you enter your PIN at a machine.
- **Never give your PIN to anyone. If a person has your card and knows your PIN, all of your benefits can be used.**
- If someone else uses your card and PIN, your BENEFITS WILL NOT BE REPLACED.
- If you need a friend or close relative to have access to your EBT benefits, contact your local agency about naming an Authorized Representative on your case.



---

## HOW TO USE YOUR CARD AT THE STORE

1. Before you shop, check your last receipt to find out how much money is in your account, or call **1-888-328-6399** for your balance. This is a free call.
2. Most food stores accept the EBT Card. Look for the Quest® sign on the door or window of the store.
3. Many stores that do not display the Quest® sign will accept the card. If you do not see the sign, ask a clerk before shopping.
4. At check-out, your card is swiped through the machine by you or the store cashier.
5. Follow the directions on the machine to enter your PIN. Only you should enter your PIN.
6. Tell the cashier how much money to enter, or enter the amount yourself.
7. Always check your receipt to make sure that the amount on the EBT purchase is the same as the grocery receipt.



## CHECKING YOUR FOOD STAMP and/or CASH ACCOUNT BALANCES

Check your balance **before** you shop or withdraw cash!

You can do **FREE** balance inquiries:

- At food stores to check your food account.
- At ATMs to check your cash account where EBT cards are accepted.
- By calling Customer Service toll free at **1-888-328-6399**.
- On the internet at [www.ebtaccount.jpmorgan.com](http://www.ebtaccount.jpmorgan.com)

---

## FOOD STAMP PURCHASE

- Use your food stamp benefit account to purchase food. You cannot get cash back from your food stamp account.
- Remember, you can only buy allowable food items with your food benefits.
- All food stamp benefit transactions are free. There is no limit to the number of times you can use your card for food stamp benefit transactions.

## CASH PURCHASE

- Any item may be purchased using your cash benefit account where EBT cards are accepted.

## CASH WITHDRAWAL

- Some stores will allow you to receive cash back above the cost of your purchase.
- Some stores will allow cash withdrawal without a purchase.
- You must follow the store's policy regarding the allowable amount for cash back or withdrawals.
- If you use both a food stamp benefit account and a cash benefit account at the same time your card will be swiped through the machine twice and you must enter your PIN twice.

## HOW TO USE YOUR BENEFIT CARD AT AN AUTOMATED TELLER MACHINE (ATM)

Choose an ATM in a place where you feel safe.

Always follow directions on the ATM.

Put your card in the machine.

- Enter your PIN.
- Never let anyone see you enter your PIN.
- Press Withdrawal.
- Press Checking.
- Enter the dollar amount you want.
- Take your cash, card, and receipt so you will know how much you have left in your account.
- Check the receipt to make sure it is the same as the amount you got.

- You will have two (2) free ATM withdrawals each month at ATMs which do not surcharge.
- Each extra ATM withdrawal will cost you a 50¢ fee even at ATMs that do not surcharge.
- This fee will be automatically taken out of your cash benefit account. You will not receive any other notification that this fee is being charged.

**WARNING:** SOME LOCATIONS CHARGE \$1.00 OR MORE FOR CASH WITHDRAWALS. LOOK FOR A MESSAGE ON THE ATM TO TELL YOU ABOUT THE SURCHARGE BEFORE YOU WITHDRAW ANY CASH.

YOU CAN CALL **1-800-289-6739** FREE FOR ATM LOCATIONS IN YOUR AREA THAT **DO NOT** SURCHARGE FOR CASH WITHDRAWALS.



## **IDENTITY THEFT – PROTECT YOUR EBT BENEFITS**

**If someone calls you, don't give them personal information such as your social security number, EBT card number, or EBT PIN. Even if the caller claims to be a local agency worker, a State, a Federal or an EBT official, do not give them your personal information.**

If you suspect or know:

- That your card or card number has been stolen;
- That someone not authorized by you has gained access to your PIN, or
- That someone has gained information about your identity that may result in your benefits being stolen.

Then follow these three (3) steps:

1. You **must** contact EBT Customer Service (**1-888-328-6399**) to report your EBT card stolen. EBT Customer Service will deactivate your card so that no one else can use it. Only by first contacting EBT Customer Service to deactivate your EBT card can you protect yourself against potential benefit theft.
2. Contact your local agency worker to report the problem and to request what is called EBT ARU PIN Restriction. You, as the cardholder, will need to sign a permission form at your local agency or assistance center in order for this procedure to be used. This is a procedure your local agency can use to make it impossible to change your PIN over the phone through the EBT Customer Service helpline or through the internet Cardholder Account website. Once this procedure is done, any PIN changes would have to be done by you, with your card in hand, at the local agency or assistance center.
3. Request that your worker issue you a new EBT card. It is recommended that you select a new PIN for your new card at the agency or assistance center.

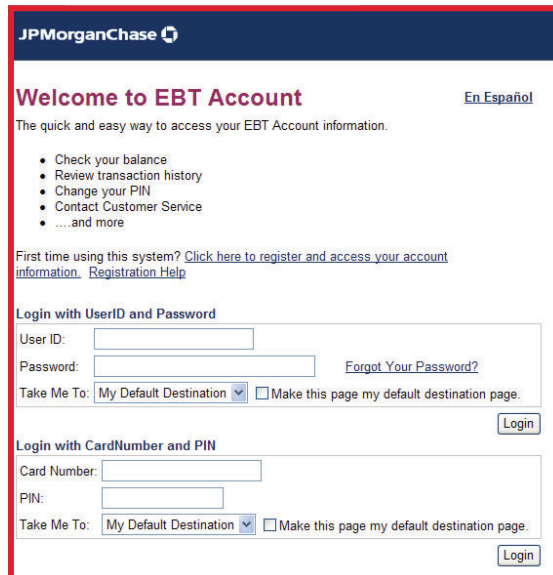


## CARDHOLDER ACCOUNT WEBSITE

You can now get information about your account(s) on the Internet by going to [www.ebtaccount.jpmorgan.com](http://www.ebtaccount.jpmorgan.com) . Once you sign in with your card number and PIN, you will be able to do the following:

- Get your account summary (account balances);
- Get your account(s) activity (transaction) details;
- Get an online account statement;
- Change your PIN (unless you have a PIN restriction in place);
- Communicate directly with EBT Customer Service; and
- Report your card damaged, lost or stolen.

The website also allows you to create your own account ID and password after you have logged in for the first time. You should use your most recent active card number to sign in. Authorized representatives can also use this website to access account information by using their own EBT card and PIN.



The screenshot shows the JPMorganChase EBT Account website. At the top, there is the JPMorganChase logo. Below it, the heading "Welcome to EBT Account" is displayed in red, with a link for "En Español" to the right. A sub-heading reads "The quick and easy way to access your EBT Account information." Below this, a bulleted list of services is provided: "Check your balance", "Review transaction history", "Change your PIN", "Contact Customer Service", and "...and more". A link for "First time using this system? Click here to register and access your account information." is followed by a "Registration Help" link. There are two login sections. The first is "Login with UserID and Password", featuring input fields for "User ID:" and "Password:", a "Forgot Your Password?" link, a "Take Me To:" dropdown menu set to "My Default Destination", and a checkbox for "Make this page my default destination page." with a "Login" button. The second section is "Login with CardNumber and PIN", featuring input fields for "Card Number:" and "PIN:", the same "Take Me To:" dropdown and checkbox, and another "Login" button.

## **EXPUNGED BENEFITS**

An expunged benefit is a benefit that is **removed** from a cash or food stamp account. In the cash benefit program, if you do not use your account for a period of 90 consecutive days, any cash benefit remaining in the account that is at least 90 days old will be expunged (removed) from the account. You may ask your worker to reissue any expunged cash benefit for which you are eligible.

In the food stamp benefit program, if you do not use your food stamp account for a period of 365 consecutive days, any food stamp benefit remaining in the account that is at least 365 days old will be expunged (removed) from the account. Expunged food stamp benefits cannot be reissued.

## **EBT TRANSACTION ERRORS**

Occasionally an **EBT system** error occurs during a cash or food stamp transaction resulting in a mistake being made in the account balance.

Some examples of EBT system transaction errors:

- If you made a food stamp purchase, and the food stamp account was incorrectly charged twice for the same purchase; or
- If an ATM only gave you \$20 when you requested \$40, but your cash account was still charged the \$40.

If you think a **system** (not clerical or human) error has reduced your account incorrectly, you may file a claim for an account adjustment by contacting EBT Customer Service. You have 90 days from the date of the suspected transaction error to file your claim.

- Food stamp account claims are usually resolved within 15 days.
- Cash account claims may take up to 30 days to resolve.
- EBT Customer Service will provide you with a claim number that you can use to check the status of your claim.

While you are waiting for your claim to be resolved, your local agency or assistance center cannot replace the amount you are disputing. If you have an emergency or immediate need you may contact your local agency or assistance center regarding that need.

## WHEN TO CALL CUSTOMER SERVICE

This is a free call.  
**1-888-328-6399**



Customer Service is available 24 hours a day, 7 days a week. Your call will be answered by an automated system. You will be guided through menu options to help direct your call.

### **Call if:**

- You need your food stamp or cash account balance.
- You have questions or problems with your food stamp or cash account information.
- Your card is lost or stolen.
- You suspect that a transaction error occurred and you would like to file a claim.
- You need information about using your benefit card or PIN.

**Important Notice: As of August 15, 2007, you can no longer access EBT Customer Service from a payphone.**

***People with disabilities may use the following numbers for assistance:***

***TTY Users: 1-800-662-1220  
Non TTY Users: 1-800-421-1220  
VCO Users: 1-877-826-6977***

## IT'S THE LAW

Misuse or abuse of your card will result in investigation by State and/or Federal authorities. Documented violations will result in sanctions including:

- Disqualification from program
- Recovery through recoupment/restitution
- Referral for criminal prosecution

It is a crime to defraud the system or to misuse your card.

SAMPLE



**State of New York**  
**David A. Paterson, Governor**

New York State Office of Temporary and Disability Assistance  
David A. Hansell, Commissioner